

26

For Official Use Only



**Government of Maharashtra
Tribal Development Department**

**STUDY OF
ATTITUDE OF TRIBALS
TOWARDS
DEVELOPMENT PROGRAMMES
AND SCHEMES**



**Tribal Research and Training Institute
GOVERNMENT OF MAHARASHTRA.
28 QUEEN'S GARDEN, PUNE 411001.**

1990



1943
MAY 10

RECEIVED
MAY 10 1943
U.S. DEPARTMENT OF THE INTERIOR
BUREAU OF LAND MANAGEMENT

C
H
C
F

PREFACE

The Constitution of India provides special provisions and safeguards for the development of the economically and socially weaker sections, particularly, the Scheduled Castes and the Scheduled Tribes, who constitute the weakest among whole of Indian society. From the beginning of the era of planned development in the country, schemes for the economic and social advancement of the Scheduled Castes and Scheduled Tribes have, therefore always formed part of the development programmes. Although considerable progress has been made in the implementation of the various developmental programmes during the last 40 years, much more needs to be done to bring the Scheduled Castes and Scheduled Tribes into the main-stream of our society.

The problems of tribal development are all the more difficult, because the tribals are generally found in hilly and inaccessible areas. Therefore it was decided during the early years of the Fifth Five Year Plan period that, more serious and concentrated efforts were necessary for the development of Scheduled Tribes and to formulate a separate tribal sub plan for the all round development of the tribal population through Area Planning. The objective of the "Tribal Sub Plan Area" is to bring the people and area in sub plan on par with the other areas as quickly as possible. The implementation of the tribal sub plan in this State commenced from 1-4-1976. It is seen that development of tribals is not upto the mark. It has been therefore decided by this institution, to undertake evaluation study on "Attitude of tribals towards development Programmes/schemes".

In this study, it has been tried to assess how much the tribals have been benefitted through various development programmes/schemes of Government. Besides this the causes for not reaping the advantages of the schemes/programmes are to be investigated.

The actual field investigation was entrusted to Shri V.P.Deole, Research Officer and Shri J.B.Avachat, Statistical Assistant. They completed the field work and drafted the study report under the supervision of Shri M.B.Surana, Deputy Director.

I hope that this report will be useful to Administrators, Research workers and the Implementing Officers who are involved in development of tribals as well as the tribal areas in the State.

(R.S.Negi)
Director
Tribal Research and Training Institute,
M.S., Pune 1

C O N T E N T S

Pages

Chapter I	:	Tribal Development Programmes /Schemes and Their implementation.	1	to	8
Chapter II	:	Objectives, Methodology and Scope of Study	9	to	11
Chapter III	:	Socio-Economic Profile of Sample Households	12	to	22
Chapter IV	:	Response/Reactions of Tribals on Developmental Programmes and Schemes	23	to	34
Chapter V	:	Some case studies and observations	35	to	41
Chapter VI	:	Respondents' repercussions towards adoption of schemes and assessment of general views	42	to	44
Chapter VI	:	Conclusions and Suggestions	45	to	50
Appendix I	:	Study of Attitude of tribals towards development programmes /schemes - Household schedule for tribals - Part I	51	to	59
Appendix II	:	Schedule for Officers/ Employees, private institutions contacted under "Study of Attitude of tribals towards development programmes/schemes - Part II	60		61

CHAPTER I

TRIBAL DEVELOPMENT PROGRAMMES/SCHEMES AND THEIR IMPLEMENTATION

1.1 Upto the Fourth Five Year Plan period, Government and Development agencies in India have tried their best for the upliftment of the weaker section and development of backward areas by executing various developmental plans viz. community Development Programmes, Special Multipurpose Development Projects/Tribal Development Blocks etc. But these programmes failed to deliver appreciable results on the weaker section of the society due to the following major reasons :-

- 1) The peculiar geographical situation of the area, where the tribals are residing.
- 2) The varied economical and social problems of the area.
- 3) The provisions made in Tribal Development Blocks do not fulfill the felt needs of the tribal areas and tribal people. It was too small unit for large investments in infrastructures, economic development and social services.
- 4) A large section of the tribal population was left out of the programme.
- 5) There was no integrated approach for tribal development planning.
- 6) There was lack of adequate trained personnel with missionary zeal to work in such areas.

1.2 As such it was decided by the Government of India to adopt new approach for the development of tribal areas. In this new approach in the regions of tribal concentration, area development approach has to be adopted keeping focus

on the tribal people and their problems. It was decided to draw a sub plan for these areas which may present an integrated view of their problems.

1.3 The long term objectives of the Sub Plan were fixed as under :-

1) To narrow down the gap between the levels of development of tribal and other areas; and

2) To improve the quality of life of tribal communities.

The immediate objectives among them were -

a) Elimination of exploitation in all forms i.e. money lending, trading, transfer of lands.

b) Speeding up the processes for social and economic development.

c) Building up inner strength of the people and improving their organisational capabilities.

In order to achieve the above objectives Maharashtra State initiate action to implement the schemes and programmes for tribal Sub Plan Area through various agencies.

1.4 At present development programmes and schemes are implemented through various departments of Government, Semi Government and Voluntary organisations in the State. Main departments of Government which are implementing the schemes are (1)Agriculture and Co-operation, (2)Revenue and Forest, (3)Rural Development, (4)Public Health (5)Social Welfare (6)Tribal Development (7)Education, (8)Irrigation, (9)Public Works (10)Food and Civil Supplies and , (11)Law and Judiciary Department etc. Planning Department acts as coordinating department among all the above implementing departments.

1.5 Schemes for tribal Development are mainly monitored by Tribal Development Department. The other department viz. Rural Development, Social Welfare, Agriculture and Cooperation etc. are implementing the schemes for tribal welfare and these schemes are monitored by Project Officer I.T.D.P., at Project level, Additional Tribal Development Commissioners Nashik/Nagpur at Divisional level. Thus the schemes in the Tribal Sub Plan are being implemented by the existing machinery i.e. Heads of Departments and their subordinates under the Control of the various departments of Government.

Tribal Sub Plan is plan for both the tribals and non tribals. In the sub plan area all people derive benefits while only tribals are benefitted under the individual benefit schemes, Non tribals are also benefitted by the infrastructure schemes i.e. roads, schools etc. Thus the schemes included in the sub plan area are a mixture of beneficiary oriented infrastructural and human resources developmental programmes.

In Tribal Sub Plan area Special funds are provided under Nucleus budget. The schemes are to be formulated by taking into consideration the specific needs of each I.T.D.P. areas since the tribal population living in them have reached different levels of socio-economic development. In order to provide for local variations and demands which are different from the routine schemes formulated by the various departments and are not included in the normal Annual Plan, a special fund i.e. Nucleus budget has been kept at the disposal of project officers. The Project Officers are empowered to evolve and implement the schemes

of local importance at his own level and without the need to undergo the usual procedure involved in the sanction of schemes, subject to the guidelines issued by the Commissioner and Secretary Tribal Development from time to time. The scheme of Nucleus Budget is in operation since 1982. The annual budget provision is made by the Tribal Development Department and grants placed at the disposal of respective controlling officers of the departments concerned. Apart from the preparation of budget estimates, a performance budget is also prepared and published. The main function of the Secretary and Tribal Development Department is, State level coordination and liason with the Government of India and monitoring the implementation of the Tribal Development Programmes. The tribal development Commissioner is assisted by two Additional Commissioners. The Additional Commissioners supervise the work of Project Officers of I.T.D.Ps. There is a seperate Directorate of tribal development to deal with the problems pertaining to tribals. The Directorate looks after Government hostels, for S.T. boys and girls, Ashram Shalas are run by Government and Voluntary agencies, and Supply of oil engines and electric motor pumps on 100% subsidy are also supplied to deserving tribal cultivators.

Tribal Research and Training Institute has been set up by the Government for specific aims and objectives. These are specified below.

i) To conduct research into the general and special areas of economic activity affecting tribal life.

ii) To maintain an effective 'DATA BANK' on the socio-economic aspects of tribal life.

iii) To undertake definitive studies in ethnographic and Anthropological problems;

iv) To organise appropriate training programmes for officials and non officials etc.

1.8 Tribal Development Corporation

Tribal Development Corporation was established in the year 1972 by the State Government with a view to act as a welfare-cum-marketing organisation for tribals. The main functions of the Corporation are

1) To purchase and ^{sale} sell of agricultural and forest produce of tribals as an agent of the Government under the provision of Maharashtra Tribal Economic Condition (improvement) Act, 1976.

2) To act as an instrument of Government or any public undertaking/corporation in the tribal areas and carry out such functions entrusted to this Corporation by these agencies.

3) To prepare and implement schemes either on its own or small scale industries co-operation in the tribal areas.

4) To act as a wholesale or retail distributor of consumer articles like food grains, clothes etc.

1.9 In the State of Maharashtra, the important organisations /agencies implementing the schemes for the welfare of weaker section and uplifting them above Poverty Line are given below:-

- 1) Khadi and Village Industries Board, Maharashtra State
- 2) Mahatma Phule Backward Classes Development Board.
- 3) Board of Small and Cottage Industries.
- 4) Nationalized Banks
- 5) District Rural Development Agencies.

1.10 Voluntary Organisations

Nobody will deny the precious role of Voluntary organisation in the upliftment of tribals and the implementations of schemes. They run hostels, Ashram Schools, Balwadies and Health units on grant in Aid basis for the tribals.

The major function of these organisations is to bring social awakening amongst the tribal people through various activities.

1.11 In spite of various efforts made by Government, Voluntary organisations, exploitative practices like land alienation of tribals, Indebtedness etc. continued. So Government had decided to solve such problems by Legislative Measures and as such Government has introduced the following Legislative measures to protect the tribals from the exploitation.

1.12 Protective Legislation for tribals :-

i) Restoration of alienated tribals :

Under the Maharashtra Land Revenue Code 1966 restrictions were put on the transfer of lands by tribals and lands or restored to tribals if transferred to non-tribals.

1.13 Debt Relief Act 1975 :

Under the Maharashtra Debt Relief Act, relief has been given by liquidating the outstanding loans and interest payable.

The tribal farmers are deemed to be small farmers irrespective of the extent of unirrigated land cultivated by them. Thus, the tribals are covered under the provision of Maharashtra Debt Relief Act 1975.

1.14 Maharashtra Tribals Economic Condition (Improvement) Act 1976

Under the Maharashtra Tribals Economic Condition (improvement) Act 1976, any lending, wherein cash or kind for any purpose, whatsoever, made by a person to a tribal before 9th October 1976 either without security or on the security of any property has become invalid and thereupon provisions of Act, at Sr.No.(1) becomes applicable to such invalid debts and are automatically discharged.

1.15 Maharashtra Sale of trees by occupants belonging to Scheduled Tribes (Regulation Act), 1969

With a view to regularise the disposal of the trees standing in the holding of the persons belonging to Scheduled Tribes in the State of Maharashtra and to provide for matters connected therewith, Government of Maharashtra have enacted the Act known as Maharashtra Sale of trees by occupants belonging to Scheduled Tribes (regulation) Act 1974. The Act in question provides restrictions for the sale of any tree on holding of Scheduled Tribes and also prescribe procedure for sale of trees.

1.15 Legal Aid :-

Under the Maharashtra Legal Aid to Backward Classes Rules, 1963 legal aid is extended to Backward Class persons whose annual income does not exceed Rs.5000/-. The term backward classes includes Scheduled Castes, Scheduled Tribes and Nomadic tribes.

1.17 In addition, at the State level there is a cabinet sub-committee for tribal sub plan headed by the Chief Minister which considers and decides proposals relating to the tribal sub plan. Similarly there are district level and Panchayat Samiti level, sub-committees consisting of officials and non-officials. They look after the problems of areas and policy matters for the welfare of the tribals.

9

CHAPTER II

OBJECTIVES, METHODOLOGY AND SCOPE OF STUDY

2.1 General

The study of Attitude of tribals towards development programmes and schemes, is proposed by the following sampling technique. As such this Chapter indicates objectives, sampling technique used for selecting the representative sample, designing of schedules, limitations, methodology adopted for analysis of data collected in the field enquiry.

2.2 Objectives

The broad objectives of the study set-forth were as under :-

- 1) Whether the tribals receive the benefits through implementation of development programmes and schemes ? If so, to what extent ? If not, what are the bottlenecks behind them ?
- 2) What is the attitude/response of tribals towards the programmes and schemes implemented for them ?
- 3) Whether the tribals are unaware or ignorant about development programmes/schemes currently implemented ?
- 4) What are the suggestions and remedial measures for changing their attitude for their benefits.

2.3 Sampling Design

In order to achieve the above objectives the samples were selected in such a way that it would be representative of the whole State. There are two natural belts i.e. Sahyadri and Gondwan Regions in the Maharashtra State. From each region, one sample is taken for the study.

For this purpose, purposive sampling method is adopted and sample is selected from highly concentrated tribal districts in each region. Thane and Gadchiroli districts have been selected for this purpose. After selection of the district, two tahsils, one from each district selected on the same principle as that of selection of Districts Jawhar from Thane district and Dhanora from Gadchiroli district are taken for field study. From each tahsil, it was proposed to study 3 villages.

2.4 The selection of villages in each tahsil is done as one from (a) Road side villages, one from (b) Semi interior villages, and one from (c) Most Interior villages. Accordingly the villages in the tahsil as per criteria (a), (b) and (c) are listed out. The villages in the above three categories have been selected by Simple Random sampling method.

The details of villages selected in Jawhar and Dhanora tahsils are given below :-

TABLE No.2.1

Villages selected for Survey from Jawhar tahsil

Sr No.	Name of Village	Census Code No.	Total Households (1981 Census)	Remarks
1	2	3	4	5
1.	Apti Bk	95	116	Roadside village
2.	Deogaon	01	66	Semi Interior village
3.	Utawli	119	192	Interior village
Total HHs			374	

TABLE No. 2.2

Villages selected for Survey in Dhanora tahsil

Sr No.	Name of Village	Census code No.	Total Households (1981 Census)	Remarks
1	2	3	4	5
1.	Kare Matka	432	16	Roadside village
2.	Girola	588	35	Semi Interior village
3.	Michgaon	640	22	Interior village
4.	Hatanjur	701	10	Interior village
5.	Yadampalli	764	11	Interior village
6.	Angara	300	126	Interior village
Total Households			220	


The villages selected in Dhanora tahsil were found having very small number of households. So additional villages were selected for the study in order to complete proposed target of households.

2.4 Limitations of the Study

The study was to be completed in a fixed period with scanty staff. So the sample size of area and the villages therein were confined to the selection of two tahsils only viz. Jawhar/Dhanora from two distinct tribal belts.

2.5 Collection of data and its analysis :

It was decided to collect information about development programmes/schemes from all the households in a village selected for the survey. A questionnaire No.I in 'Marathi' was designed to obtain information from each selected household and questionnaire II was prepared to collect information about views of implementing officers regarding attitude of tribals towards development programmes. The information so collected is analysed and presented in the report.



CHAPTER III
SOCIO-ECONOMIC PROFILE OF
SAMPLE HOUSEHOLDS

General

3.1 Information in Questionnaire No. I was collected from the households of selected villages i.e. Deogaon, Apti Bk, Utawli, Girola, Angara and Chawela of Jawhar and Dhanora Tahsils. This collected data represents socio-economic aspects of tribal households. It is presented in the following tables.

3.2 Out of total 600 households as per 1981 census, covering of 6 villages spread over in 2 districts selected for the survey, 425 (71%) households have been contacted. Remaining households were not available at the time of survey. The following table will give picture of Tribewise households contacted from the Jawhar and Dhanora Tahsils.

TABLE No.3.1

Classification of Tribewise households in Selected Village

Sr No.	Name of Selected village	House holds as per 1981 census	House holds contacted	Tribe	Warli	Kokna	Maha- deo Koli	Dhor Koli	Kat- kari	Melhar Koli	Madia Gond	Par- dhan	Gond	No. of households
1	2	3	4	5	6	7	8	9	10	11	12	13		
1.	Dogeon	66	100	27	65	1	7							
2.	Apti Bk	116	92	89		1		1	2					
3.	Utawli	192	120	21	94	4		1						
4.	Girole	35	23							14	5	4		
5.	Angara	126	52							5	12	35		
6.	Chawela	55	37							13		24		
Total		600	425	137	159	6	7	2	2	32	17	63		
Percentage with Households contacted			100	33	38	1	1			8	4	15		

led
in
fixed

1.5 Schemes for tribal Development are mainly monitored by Tribal Development Department. The other department viz. Rural Development, Social Welfare, Agriculture and Cooperation etc. are implementing the schemes for tribal welfare and these schemes are monitored by Project Officer I.T.D.P., at Project level, Additional Tribal Development Commissioners Nashik/Nagpur at Divisional level. Thus the schemes in the Tribal Sub Plan are being implemented by the existing machinery i.e. Heads of Departments and their subordinates under the Control of the various departments of Government.

economic
shtra
programmes

Tribal Sub Plan is plan for both the tribals and non tribals. In the sub plan area all people derive benefits while only tribals are benefitted under the individual benefit schemes, Non tribals are also benefitted by the infrastructure schemes i.e. roads, schools etc. Thus the schemes included in the sub plan area are a mixture of beneficiary oriented infrastructural and human resources developmental programmes.

are
Semi
Main
ie
olies
all

In Tribal Sub Plan area Special funds are provided under Nucleus budget. The schemes are to be formulated by taking into consideration the specific needs of each I.T.D.P. areas since the tribal population living in them have reached different levels of socio-economic development. In order to provide for local variations and demands which are different from the routine schemes formulated by the various departments and are not included in the normal Annual Plan, a special fund i.e. Nucleus budget has been kept at the disposal of project officers. The Project Officers are empowered to evolve and implement the schemes

of local importance at his own level and without the need to undergo the usual procedure involved in the sanction of schemes, subject to the guidelines issued by the Commissioner and Secretary Tribal Development from time to time. The scheme of Nucleus Budget is in operation since 1982. The annual budget provision is made by the Tribal Development Department and grants placed at the disposal of respective controlling officers of the departments concerned. Apart from the preparation of budget estimates, a performance budget is also prepared and published. The main function of the Secretary and Tribal Development Department is, State level coordination and liason with the Government of India and monitoring the implementation of the Tribal Development Programmes. The tribal development Commissioner is assisted by two Additional Commissioners. The Additional Commissioners supervise the work of Project Officers of I.T.D.Ps. There is a seperate Directorate of tribal development to deal with the problems pertaining to tribals. The Directorate looks after Government hostels, for S.T. boys and girls, Ashram Shalas are run by Government and Voluntary agencies, and Supply of oil engines and electric motor pumps on 100% subsidy are also supplied to deserving tribal cultivators.

Tribal Research and Training Institute has been set up by the Government for specific aims and objectives. These are specified below.

i) To conduct research into the general and special areas of economic activity affecting tribal life.

ii) To maintain an effective 'DATA BANK' on the socio-economic aspects of tribal life.

iii) To undertake definitive studies in ethnographic and Anthropological problems;

iv) To organise appropriate training programmes for officials and non officials etc.

1.8 Tribal Development Corporation

Tribal Development Corporation was established in the year 1972 by the State Government with a view to act as a welfare-cum-marketing organisation for tribals. The main functions of the Corporation are

1) To purchase and ^{sale} sell of agricultural and forest produce of tribals as an agent of the Government under the provision of Maharashtra Tribal Economic Condition (improvement) Act, 1976.

2) To act as an instrument of Government or any public undertaking/corporation in the tribal areas and carry out such functions entrusted to this Corporation by these agencies.

3) To prepare and implement schemes either on its own or small scale industries co-operation in the tribal areas.

4) To act as a wholesale or retail distributor of consumer articles like food grains, clothes etc.

1.9 In the State of Maharashtra, the important organisations /agencies implementing the schemes for the welfare of weaker section and uplifting them above Poverty Line are given below:-

- 1) Khadi and Village Industries Board, Maharashtra State
- 2) Mahatma Phule Backward Classes Development Board.
- 3) Board of Small and Cottage Industries.
- 4) Nationalized Banks
- 5) District Rural Development Agencies.

1.10 Voluntary Organisations

Nobody will deny the precious role of Voluntary organisation in the upliftment of tribals and the implementations of schemes. They run hostels, Ashram Schools, Balwadies and Health units on grant in Aid basis for the tribals.

The major function of these organisations is to bring social awakening amongst the tribal people through various activities.

1.11 In spite of various efforts made by Government, Voluntary organisations, exploitative practices like land alienation of tribals, Indebtedness etc. continued. So Government had decided to solve such problems by Legislative Measures and as such Government has introduced the following Legislative measures to protect the tribals from the exploitation.

1.12 Protective Legislation for tribals :-

i) Restoration of alienated tribals :

Under the Maharashtra Land Revenue Code 1966 restrictions were put on the transfer of lands by tribals and lands or restored to tribals if transferred to non-tribals.

1.13 Debt Relief Act 1975 :

Under the Maharashtra Debt Relief Act, relief has been given by liquidating the outstanding loans and interest payable.

The tribal farmers are deemed to be small farmers irrespective of the extent of unirrigated land cultivated by them. Thus, the tribals are covered under the provision of Maharashtra Debt Relief Act 1975.

1.14 Maharashtra Tribals Economic Condition (Improvement) Act 1976

Under the Maharashtra Tribals Economic Condition (improvement) Act 1976, any lending, wherein cash or kind for any purpose, whatsoever, made by a person to a tribal before 9th October 1976 either without security or on the security of any property has become invalid and thereupon provisions of Act, at Sr.No.(1) becomes applicable to such invalid debts and are automatically discharged.

1.15 Maharashtra Sale of trees by occupants belonging to Scheduled Tribes (Regulation Act), 1969

With a view to regularise the disposal of the trees standing in the holding of the persons belonging to Scheduled Tribes in the State of Maharashtra and to provide for matters connected therewith, Government of Maharashtra have enacted the Act known as Maharashtra Sale of trees by occupants belonging to Scheduled Tribes (regulation) Act 1974. The Act in question provides restrictions for the sale of any tree on holding of Scheduled Tribes and also prescribe procedure for sale of trees.

1.16 Legal Aid :-

Under the Maharashtra Legal Aid to Backward Classes Rules, 1963 legal aid is extended to Backward Class persons whose annual income does not exceed Rs.5000/-. The term backward classes includes Scheduled Castes, Scheduled Tribes and Nomadic tribes.

1.17 In addition, at the State level there is a cabinet sub-committee for tribal sub plan headed by the Chief Minister which considers and decides proposals relating to the tribal sub plan. Similarly there are district level and Panchayat Samiti level, sub-committees consisting of officials and non-officials. They look after the problems of areas and policy matters for the welfare of the tribals.

CHAPTER II

OBJECTIVES, METHODOLOGY AND SCOPE OF STUDY

2.1 General

The study of Attitude of tribals towards development programmes and schemes, is proposed by the following sampling technique. As such this Chapter indicates objectives, sampling technique used for selecting the representative sample, designing of schedules, limitations, methodology adopted for analysis of data collected in the field enquiry.

2.2 Objectives

The broad objectives of the study set-forth were as under :-

- 1) Whether the tribals receive the benefits through implementation of development programmes and schemes ? If so, to what extent ? If not, what are the bottlenecks behind them ?
- 2) What is the attitude/response of tribals towards the programmes and schemes implemented for them ?
- 3) Whether the tribals are unaware or ignorant about development programmes/schemes currently implemented ?
- 4) What are the suggestions and remedial measures for changing their attitude for their benefits.

2.3 Sampling Design

In order to achieve the above objectives the samples were selected in such a way that it would be representative of the whole State. There are two natural belts i.e. Sahyadri and Gondwan Regions in the Maharashtra State. From each region, one sample is taken for the study.

For this purpose, purposive sampling method is adopted and sample is selected from highly concentrated tribal districts in each region. Thane and Gadchiroli districts have been selected for this purpose. After selection of the district, two tahsils, one from each district selected on the same principle as that of selection of Districts Jawhar from Thane district and Dhanora from Gadchiroli district are taken for field study. From each tahsil, it was proposed to study 3 villages.

2.4 The selection of villages in each tahsil is done as one from (a) Road side villages, one from (b) Semi interior villages, and one from (c) Most Interior villages. Accordingly the villages in the tahsil as per criteria (a), (b) and (c) are listed out. The villages in the above three categories have been selected by Simple Random sampling method.

The details of villages selected in Jawhar and Dhanora tahsils are given below :-

TABLE No.2.1

Villages selected for Survey from Jawhar tahsil

Sr No.	Name of Village	Census Code No.	Total Households (1981 Census)	Remarks
1	2	3	4	5
1.	Apti Bk	95	116	Roadside village
2.	Deogaon	01	66	Semi Interior village
3.	Utawli	119	192	Interior village
Total NHs			374	

TABLE No. 2.2

Villages selected for Survey in Dhanora tahsil

Sr No.	Name of Village	Census code No.	Total Households (1981 Census)	Remarks
1	2	3	4	5
1.	Kare Matka	432	16	Roadside village
2.	Girola	588	35	Semi Interior village
3.	Michgaon	640	22	Interior village
4.	Hatanjur	701	10	Interior village
5.	Yadampalli	764	11	Interior village
6.	Angara	300	126	Interior village
Total Households			220	


The villages selected in Dhanora tahsil were found having very small number of households. So additional villages were selected for the study in order to complete proposed target of households.

2.4 Limitations of the Study

The study was to be completed in a fixed period with scanty staff. So the sample size of area and the villages therein were confirmed to the selection of two tahsils only viz. Jawhar/Dhanore from two distinct tribal belts.

2.5 Collection of data and its analysis :

It was decided to collect information about development programmes/schemes from all the households in a village selected for the survey. A questionnaire No.I in 'Marathi' was designed to obtain information from each selected household and questionnaire II was prepared to collect information about views of implementing officers regarding attitude of tribals towards development programmes. The information so collected is analysed and presented in the report.



CHAPTER IIISOCIO-ECONOMIC PROFILE OF
SAMPLE HOUSEHOLDSGeneral

3.1 Information in Questionnaire No. I was collected from the households of selected villages i.e. Deogaon, Apti Bk, Utawli, Girola, Angara and Chawela of Jawhar and Dhanora Tahsils. This collected data represents socio-economic aspects of tribal households. It is presented in the following tables.

3.2 Out of total 600 households as per 1981 census, covering of 6 villages spread over in 2 districts selected for the survey, 425 (71%) households have been contacted. Remaining households were not available at the time of survey. The following table will give picture of Tribewise households contacted from the Jawhar and Dhanora Tahsils.

TABLE No.3.1

Classification of Tribewise households in Selected Village

Sr No.	Name of Selected village	House holds as per 1981 census	House holds contacted	Tribe	Warli	Kokna	Maha- deo Koli	Dhor Koli	Kat- kari Koli	Malhar Koli	Madia Gond	Par- dhan Gond
1	2	3	4	5	6	7	8	9	10	11	12	13
1.	Doojeon	66	100	27	65	1	7	-	-	-	-	-
2.	Apti Bk	116	90	89	-	1	-	1	2	-	-	-
3.	Utawli	192	120	21	94	4	-	1	-	-	-	-
4.	Girole	35	23	-	-	-	-	-	-	14	5	4
5.	Angara	126	52	-	-	-	-	-	-	5	12	35
6.	Chawela	55	37	-	-	-	-	-	-	13	-	24
Total		600	425	137	159	6	7	2	2	32	17	63
Percentage with Households contacted			100	33	38	1	1	-	-	8	4	15

It will be seen that in Deogaon, Apti Bk and Utawli villages, Warli and Kokna communities are residing predominantly whereas in Girola, Angara and Chawela villages Gond and Madia Gond are found in large number. In the sample Kokna tops followed by Warli and Gond.

3.3 Information about surveyed households according to main occupation is given in table below.

TABLE No.3.2

Classification of Surveyed households according to main occupation

Sr No.	Name of Village	No. of households engaged in					Total
		Agriculture	Agril. labour	Service	Busin-ness	Others	
1	2	3	4	5	6	7	8
1.	Deogaon	40	59	1	-	-	100
2.	Apti Bk	48	44	1	-	-	93
3.	Utawli	68	50	2	-	-	120
4.	Girola	11	11	1	-	-	23
5.	Angara	24	26	2	-	-	52
6.	Chawela	17	20	-	-	-	37
Total		208	210	7	-	-	425
Percentage with total households		49	49	2	-	-	100

From the above table, it is revealed that main occupation of 98% surveyed households is Agriculture and agricultural labour. Very few households are found engaged in other sectors like Service.

3.4 Information about surveyed households according to subsidiary occupation is given below.

TABLE No.3.3

Classification of surveyed households according to subsidiary occupation

Sr No.	Name of Village	No. of tribal households engaged in Subsidiary Occupation					Total
		Forest produce	Agri- culture	Agri. labour	Services sectors	Other sectors	
1	2	3	4	5	6	7	8
1.	Deogaon	-	13	86	-	1	100
2.	Apti Bk	-	23	69	-	1	93
3.	Utawli	-	24	93	-	3	120
4.	Girola	-	2	19	-	2	23
5.	Angara	-	8	40	-	4	52
6.	Chawela	12	7	18	-	-	37
Total		12	77	325	-	11	425
Percentage with total households		3	18	76	-	3	100

From the above table, it is found that 94% of the households have their subsidiary occupation as Agriculturist and Agriculture labourers. However, in Chawela village of Dhanora Tahsil, 12 households are found engaged in collection of forest produce.

3.5 Information about surveyed households according to their annual income group is classified in the table below.

TABLE No.3.4

Classification of surveyed households according
to their annual income range

Sr No.	Annual Income range (in Rs.)	Households classification according to annual income range								% to total households
		Deogaon	Apti Bk	Utawli	Giro -la	Anga -ra	Che-wela	Total		
1	2	3	4	5	6	7	8	9	10	
8	1. 1 to 1000	4	-	2	-	7	-	13	3	
100	2. 1001 to 3600	74	64	46	12	35	18	249	59	
93	3. 3601 to 4500	8	14	17	2	9	10	60	14	
120	4. 4501 to 10000	12	13	46	8	1	7	87	20	
23	5. Above 10000	2	2	9	1	-	2	15	4	
52	Total	100	93	120	23	52	37	425	100	
37										

It is seen from the above table that 59% households are in the Annual income range of Rs.1001 to Rs.3600. 34% households are in the income range of Rs.3601 to Rs.10000. Only 4% households are having Annual income above Rs.10000. In general, most of the households are in the income range of Rs.1001 to Rs.3600. This income range denotes that majority of the households are below the poverty line.

3.4 Villagewise no. of households and those under below poverty level was also collected and presented as under.

Table showing villagewise surveyed households and households below poverty line

Sr No.	Name of Village	Total surveyed hhs.	No. of hhs. below BPL	% of household of BPL level to total household
1	2	3	4	5
1.	Deogaon	100	90	90
2.	Apti Bk	93	77	83
3.	Utawli	120	94	79
4.	Girola	23	18	78
5.	Angara	52	49	94
6.	Chawela	37	35	95
Total		425	363	85

It is clear that as much as 85% of the total households surveyed found to be under below the poverty line.

3.7 Further the information about the educational level of persons in the sample households was collected. The requisite data is presented in the following table.

TABLE No. 3.6

Classification of surveyed persons according to educational standard

Sr No.	Educational standard (Group)	No. of persons villagewise							% to total hhs
		Deo- gaon	Apti- Bk.	Utawli	Girola	Ang- ara	Che- wla	Total	
1	2	3	4	5	6	7	8	9	10
1.	Uneducated	472	520	574	82	161	134	1943	78
2.	Upto 4th Std.	26	30	108	13	50	20	247	10
3.	5th to 7th Std.	24	18	56	15	30	22	165	7
4.	8th to 10th Std.	19	6	47	6	16	12	106	4
5.	Graduates	4	-	5	-	3	-	12	0
6.	Others	-	-	3	2	10	4	19	1
Total		545	574	793	118	270	192	2492	100

The analysis of data in the above table reveals that 78% persons are found illiterate. 21% persons are having education upto 10th standard. The percentage of persons studied upto 10th std. worked out to 4% while the percentage of graduates and other categories found to be negligible.

3.8 The data regarding the landholding possessed by the sample households under study were collected. The following table indicates villagewise total land possessed by the households together with forest land.

TABLE No.3.7

Statistics of landholdings possessed by the
Surveyed Households

Sr No.	Name of Village	Total no. of survey hhs.	No. of households having own- ed (No.)	Possess -ing forest land (No.)	Total (No.)	Land holding (in acres) own- ed (acres)	Possess ing forest land (acres)	Total land (acres)
1	2	3	4	5	6	7	8	9
1.	Deogaon	100	53	36	89	230	71	301
2.	Apti Bk.	93	56	17	73	379	40	419
3.	Utawli	120	79	15	93	631	38	669
4.	Girola	23	13	-	13	68	-	68
5.	Angara	52	28	1	29	81	3	84
6.	Chawela	37	29	-	29	104	-	104
	Total	425	257	69	326	1493	152	1645

The analysis of above data points out that out of 425 households surveyed, 257 households (60%) possessed 1493 Acres of land, while 69 households owned and cultivate forest land covering 152 acres.

A close look at the cropping pattern suggest that main crops grown by the tribals in this area are rice, Nagli, Tur, Warai, Udid etc. Further very few of the households were Having irrigation facilities.

3.9 The information regarding the livestock possessed by the sample households in selected villages was also collected and presented in the table given below.

TABLE NO. 3.8

Villagewise households possessing livestock/poultry and agriculture implements

Sr No.	Name of Village	No. of hhs. surveyed	Bull-ock pairs	Bull-ock carts	Iron plough	Pam-bhar	Kudav	Wak-hat	Cow buff-alo	Sheep goats	Poultry	Oil Engine Elec. Motors
1	2	3	4	5	6	7	8	9	10	11	12	13
1.	Deogaon	100	62	9	55	-	-	-	46	30	38	-
2.	Apti Bk	93	39	18	44	-	-	-	46	21	67	1
3.	Utawli	120	78	38	84	-	-	-	72	20	97	4
4.	Girola	23	11	3	14	-	-	-	15	8	21	-
5.	Angara	52	28	6	22	-	-	-	20	10	27	-
6.	Chawela	37	27	7	20	-	-	-	21	19	11	-
	Total	425	245	81	239	-	-	-	220	108	261	5

The data indicate that out of total 425 households, about 58% households owned bullock pairs, while 19% households possessed bullock carts, about 56% households had Iron plough. As much as 52% households possessed cows/buffaloes. 25% households possessed sheep/goats 61% households had poultry birds, only 1% households possessed oil engines/electric motors.

3.10 As registration of households with the Gram Panchayat is essential for securing job under Employment Guarantee Scheme. Accordingly, the villagewise data of households registered under E.G.S. and villagewise and their percentages of Registration are given below.

TABLE No.3.9

No. of households registered under E.G.S.

Sr No.	Name of Village	No. of hhs. surveyed	No. of hhs. registered under E.G.S.	% of registration	No. of households worked under E.G.S. on the date of survey	Percentage of no. of hhs. worked under EGS to total surveyed hhs.
1	2	3	4	5	6	7
1.	Deogaon	100	91	91	63	63
2.	Apti Bk	93	61	65	54	58
3.	Utawli	120	102	85	97	81
4.	Girola	23	21	91	20	87
5.	Angara	52	43	83	35	67
6.	Chawela	37	22	59	4	11
Total		425	340	80	273	64

Abbreviation used : E.G.S. = Employment Guarantee Scheme


hh = Household

The analysis of data indicates that the percentage of households registering under E.G.S. is 80%. It also seems that 64% of households have worked under E.G.S. for sometimes in past.

To sum up the information collected in all the tables, it can be summarised as below.

1. Warli, Kokna, Gond and Madia Gond are the major tribes, in the area undertaken for field study.
2. It is found that 98% the total selected households have main occupation as Agriculture and Agricultural labour. Only 2% of the total households are engaged in service sector. As per subsidiary occupation is concerned 76% of total households have subsidiary occupation on Agricultural Labour and 18% as a agriculturists.
3. The general tendency of the income group of the tribals found lying in the range between Rs.1001 to 2600 per annum. It is clear that majority of the tribal households are leading life Below Poverty Line.
4. The percentage of educated persons are found as 21% having education upto 10th standard. The percentage of graduates are found negligible. It is below 1%.
5. The average land holding size is 5 acres.
6. The Tribal agriculturists have very meagre agricultural Implements and Live-stock.
7. 80% of the total labour force in the village have registered their names under E.G.S., but very few of them get work throughout the year. The persons employed under E.G.S. have seasonal work.

From the above it can be concluded that the major problem is the perennial employment to the tribal workers.



0
C
t
f

20

CHAPTER IV

RESPONSE/REACTIONS OF TRIBALS ON DEVELOPMENTAL
PROGRAMMES AND SCHEMES

4.1 The reactions of tribals on developmental programmes and schemes were assessed at the time of the study. The necessary data collected on this issue is tabulated and presented in the following tables.

TABLE No. 4.1

Personal views of the benefitted households
about the programmes/schemes implemented
by Government.

Sr No.	Opinion about schemes	Total no. of hhs. surveyed	Nb.of hhs. reacted	% of reacted hhs to total replied hhs.
1	2	3	4	5
1.	Schemes are good	425	124	96
2.	Schemes are ordinary	425	2	2
3.	Schemes are not actually useful	425	3	2
	Total	425	129	100

4.2 The personal views of the benefitted tribal households about programmes/schemes implemented by the Government were assessed. Out of 425 households only 129 households i.e. 30% of total households replied to this question. The remaining 70% households have not expressed their views/opinion about the schemes. They remained unanswered. Out of responded households 96% households have expressed their opinion that the schemes implemented by the Govt. for them are good for their welfare. 2% of the households

have replied that the schemes implemented by the Govt. are ordinary and remaining 2% households have opined that they are no use. In all it can be concluded that the schemes implemented by the Government, as per the opinion of the beneficiaries are good.

4.3 While assessing the utility of the implemented schemes the following replies were received from the beneficiaries.

TABLE No.4.2

Utility of the implemented Schemes

Sr No.	Opinion about schemes	Total of hhs surveyed	No. of hhs. reacted	% of reacted hhs to total replied hhs.
1	2	3	4	5
1.	Schemes are essential	425	114	96
2.	Schemes not useful	425	5	4
3.	Schemes forced to accepted by Govt.	425	-	-
Total		425	119	100

4.4 It is found that only 28% hhs. have reacted to this question, out of reacted households. 96% hhs. have replied that the schemes implemented by the Government are essential schemes for tribals. 4% have replied that the schemes implemented by the Government were partially useful. The households have also stated that there were no schemes compelled by Government to accept them.

4.5 In the survey, it is assessed about the increase in the annual income of the beneficiary on account of the implementation of the schemes. The replies given by the beneficiaries are consolidated below.

TABLE No.4.3

Increase in annual income on account of
acceptance of Government schemes

Sr No.	Opinion about scheme	Total No.hhs surveyed	No.of hhs. reacted	% of reacted hhs. to total replied hhs.
1	2	3	4	5
1.	Schemes useful to raise annual income permanently	425	75	63
2.	Schemes useful to raise annual income temporarily	425	13	11
3.	Schemes not raising the annual income	425	2	2
4.	Schemes not linked in raising the annual income	425	29	24
	Total	425	119	100

4.6 The opinion of the beneficiaries about increase in annual income on account of implementation of schemes were assessed. It is reported that out of total replied households 63% households have raised their annual income permanently, 11% of the households have raised their income temporarily. 2% households replied that they have not raised their annual income. 24% of the households have replied that the schemes implemented by them were not related with the increasing annual income.

4.7 In short, a majority of the households have expressed that they have been benefitted considerably by the schemes implemented for them. The schemes are good, useful for increasing income and essential schemes.

4.8 The information compiled about the help rendered by Govt. officials/tribal leaders is given below. Out of 425 households only 148 households have replied to this question. It is found that out of replied households 84% have reported that Government officials have helped them in securing the schemes and the remaining 16% have sought the help of Adiwasi leaders/Sarpanchs and Panchayat Samiti members for the same. Generally, it is observed that most of the households have secured the knowledge about the schemes through Gram sevaks and Govt. officials. 78% households have replied that they have not spent anything for taking benefit of the scheme. 22% households have replied that they have to spend money for securing the scheme on account of transportation and allied matters.

Nature of the Scheme

4.9 Most of the benefitted households have expressed that loan and subsidy parts of the schemes, are the good components of the scheme. None of the benefitted households have suggested any change in the method of scheme formulation, implementation and allied matters. Most of the households could not express their views over the issue of implementation of the schemes.

4.10 The households which received benefit in kind have expressed their views as follows :

- 1) Sheep supplied to some of the households died due to unsuitability of the climatic condition.
- 2) The poultry birds provided under the scheme were exported from other areas and they were not suitable in the climatic zone where they are supplied. After some period they died there.

- 3) The old aged bullock-pairs were supplied to them.
- 4) For want of sufficient water Bio-gas plants which were installed were found idle in summer season.
- 5) Individual benefitting schemes were implemented in tribal sub plan as well as outside tribal sub plan areas.

The following schemes were found useful and need based to the tribals.

- 1)Supply of bullock-pairs
- 2)Supply of bullock-carts
- 3)Supply of sheep
- 4)Supply of oil engines/electric motor pumps
- 5)Construction of wells
- 6)Electrification of tribal huts
- 7)Supply of Manglore tiles

4.11 The efforts have also been made to collect the information about the awareness of development programmes and schemes. The views of the beneficiaries are presented in the table given below.

TABLE No.4.4

Knowledge of development programmes by the households

Sr No.	Particulars of schemes	Total No.of hhs.	No.of knowing dev.progr hhs.	% to total hhs.
1	2	3	4	5
1.	Schemes implemented by Zilla Parishad/Distt.Planning and Development Council/Tribal Development Corporation etc.	425	204	48
2.	Programmes and Schemes of personal benefits (supply of loan for purchasing cows, buffaloes, construction of houses) :	425	175	41

Table No.4.4 (contd)

1	2	3	4	5
3. Schemes for development of particular tribal groups viz. Katkari, Madia Gond, Kolam, primitive tribes		425	18	4
4. Schemes of General importance for Adiwasis viz. (Adult literacy classes, Balwadis for tribal children)		425	132	31
5. Schemes of infrastructure viz. approach road, drinking water wells.		425	134	32

4.12 The analysis of the data in the above table reveals that, as much as 48% Adiwasi households possessed knowledge of General programmes and schemes implemented by Government. Further, 41% households were aware of the programmes of personal benefits. Only 4% hhs. could know the special programmes - schemes of - primitive tribes viz. Katkari, Madia Gond, Kolam communities. Besides 31% hhs were aware of schemes of general importance and 32% households could know the village level development programmes aimed at their upliftment.

4.13 Number of hhs. obtained the knowledge of development programmes from various sources are presented in the table given below :

TABLE No.4.5

No. of households obtained the knowledge of development

5

from various resources

Sr No.	Particulars of resources	No. of hhs. obtained the knowledge of development programmes.	% of No. of hhs. to total hhs. obtained knowledge of dev. programmes
1	2	3	4
31	1. From Gram Sevaks	155	28.86
32	2. Meetings at village level	6	1.12
	3. Through Discussions	173	32.22
	4. Through publicity	59	10.99
	5. From Adiwasi leaders	91	16.95
	6. From Govt. officers, TDOs, BDOs, P.Os. Extension Officers, T.D.C. staff etc.	49	9.12
	7. Other sources (self efforts etc.)	4	0.74
	Total	537	100.00

4.14 The data in the above table indicates that 32% of the households obtained the knowledge of the development programmes through discussions, 29% through Gram Sevaks, 17% through Adiwasi leaders, 11% through publicity, 10% from Government officials, T.D.Os. B.D.Os. It is found that publicity of most of the schemes was spread among tribals through discussions.

4.15 No. of beneficiaries during the years 1987-88, 1988-89 and 1979-89 on account of implementation of development programmes are presented in the table given below.

No. of households obtained benefits (yearwise)
from Govt.'s development programmes/schemes

Sr No.	Year	Total No. of hhs. surveyed	Households obtained benefits	% of households benefitted to total no. of households
1	2	3	4	5
1.	1987-88	425	21	5
2.	1988-89	425	56	13
3.	1979-89	425	102	24

4.16 The following facts are revealed from the above table.

1) During the last 10 years only 24% of the tribal families could get the benefit of the development programmes. The remaining 76% of the Tribal families did not get the benefits of the schemes meant for them.

2) During the year 1988-89 it is found that 13% of the households could get the benefit of tribal development programmes and schemes meant for them, whereas in the year 1987-88 only 5% of the tribal households could do so.

The estimation of the tribal beneficiaries during last 10 years in this area are worked out by the use of statistical method as under :-

TABLE No.4.7

Villagewise position of percentage of beneficiaries
during last 10 years (1979 to 1989)

Sr No.	District	Name of Village	No. of tribal families surveyed	No. of tribal families found benefitted	Percentage of tribal families benefitted
1	2	3	4	5	6
1.	Thane	Deogaon	100	21	21.00
		Apti Bk	93	3	3.23
		Utawli	120	55	45.83
2.	Gadchiroli	Girola	23	4	17.39
		Angara	52	16	30.77
		Chawela	37	3	8.11
		Total	425	102	24.00

TABLE No.4.8

Calculation of standard deviation of the mean
Values of % of beneficiaries in the selected
sample village

The following formulae is adopted.

$$S = \sqrt{\frac{\sum X^2}{N}}$$

where S = Standard deviation
of sample mean

X = Deviation from
mean value X

N = No. of frequencies

Sr No.	Variable	Deviation from mean $x = X - \bar{X}$	Square of x	Result
1.	<u>21.00</u>	- 3.00	+ 9.00	$S = \sqrt{\frac{\sum X^2}{N}}$
2.	<u>3.23</u>	-20.77	+431.39	$S = \sqrt{\frac{\sum X^2}{N}}$
3.	<u>45.83</u>	+21.83	+476.55	$S = \sqrt{\frac{1258.95}{6}}$
4.	<u>17.39</u>	- 6.61	+ 43.69	$S = \sqrt{209.83}$
5.	<u>30.77</u>	+ 6.77	+ 45.83	S = 14.49
6.	<u>8.11</u>	-15.89	+252.49	
			1258.95	*

4.17 In order to arrive at a more realistic picture of the standard error a Mean value is worked out with the help of statistical method with the probability. It is summarised as under.

The following formulae is used to find out standard error in the mean value.

$$\sigma_m = \frac{s}{\sqrt{N-1}} \text{ for small size of sample}$$

where - σ_m = is the standard error in mean values.

S = standard deviation of the values of sample

N = No. of sample or total frequency.

The formulae is applicable in case of normal distribution. The values of percentages of tribal families benefitted are assumed within the normal field.

The standard deviation of different sample mean is ± 14.49 .

Therefore standard error in the mean value is

$$\sigma_m = \frac{s}{\sqrt{N-1}} = \frac{14.49}{\sqrt{5-1}}$$

$$S = \frac{14.49}{2.24}$$

$$= \pm 6.47$$

on the basis of probability of 0.05 being incorrect, the lower and the upper values of the estimated mean (s) will be worked out as $24.00 \pm 6.47 \times 1.96$

$$24.00 \pm 12.68$$

i.e. 36.68 or 11.32

i.e. = 11.32 lower limit value

= 36.68 upper limit value

In other words it can be said that the percentage of tribal households who have been benefitted during last

10 years in the area ranges between 11 to 37 percentages with 95% confidence interval.

4.18 It is found that there is large variation in upper and lower limit values. It clearly brings that there is no homogeneous development amongst tribal families, and their groups and sub-groups and amongst different tribal villages.

5
m
p
3
b
5
th
cu
he
to
in
5
Ta
st
we
5.3
the
tri
5.4
sig
(2)
sch
tri
5.5
are
opi
(1)
tail

CHAPTER VSOME CASE STUDIES AND OBSERVATIONS

5.00 The views of Implementing Officers, other staff and non-official members regarding implementation of development programmes were obtained in the survey. In this regards 32 officers were contacted. A summary of views expressed by these officers, staff members, Sarpanchs are given below.

5.1 Sarpanch Gram Panchayat, Dehra Tal. Dhanora opined that - (1)lands for social forestry are available from the cultivators for the purpose but are not utilized. (2)Further he stated that the sheep of local breed should be supplied to tribals and Employment oriented schemes need to be implemented.

5.2 Agricultural Officer working in Panchayat Samiti, Jawhar working in tribal areas for the last 10 years stressed the need for 100% financial assistance for digging wells to tribal cultivators.

5.3 Assistant Project Officer, Jawhar, I.T.D.P. expressed the need of "Co-operative Housing Finance Societies" in tribal areas.

5.4 Sub Regional Manager, Jawhar working in tribal areas since last 10 years is of the opinion that (1)Khauti loan (2)Schemes from Nucleus budget (3)Monopoly procurement scheme implemented by T.D.C. are the viable schemes in tribal areas.

5.5 Extension Officer, Industries working in tribal areas since last 10 years in Panchayat Samiti, Jawhar opined that there is a good response for the schemes of (1)Supply of bullock carts to tribals and (2)training in tailoring to Adiwasi men and Women.

5.6 The Assistant Register, Co-operative Societies working in tribal sub plan area of Jawhar has experienced that loans advanced under the schemes, crop loan and khauti to the tribals are always not recoverable from them. He, therefore stressed the need of reorganisation of co-operative societies.

5.7 Some staff members of soil conservation department have pointed out that schemes of Nala Bunding, Renovation of old land of paddy cropping, Mango cultivation and afforestation are preferred in tribal areas.

5.8 Plantation Officer of social forestry department states that schemes of social forestry on private lands and "Farmer Rope Watica" schemes are successful in Tribal Sub Plan Area while in implementation of social forestry schemes, co-operation of people and gram Panchayats is very essential.

5.9 Tahsildar, Dhanora Tahsil expressed that schemes of "Sanjay Gandhi, Niradhar Yojna", Swavalamban Yojna", are successful in tribal areas.

5.10 Block Development Officer, Panchayat Samiti, Dhanora is of the opinion that Bio-gas and I.R.D.P. schemes were successful in Tribal Sub Plan Areas.

5.11 Thus, this is a brief account of the views obtained from the various implementing officers and persons engaged while implementing the schemes.

SOME FINDINGS OF STUDIES CONDUCTED BY TRIBAL RESEARCH AND TRAINING INSTITUTE, PUNE

5.12 Recently, Tribal Research and Training Institute, Pune has undertaken and completed a study of "Tribal leadership and its participation in development programmes"

The information in the above study was collected on various working aspects of tribal leadership. The study was conducted in Thane, Dhule, Amravati and Gadchiroli districts. Tribal leaders have suggested the following ways and means for effective and successful implementation of development programmes for tribals. It is presented in the following tables.

TABLE NO.5.1

Number of tribal leaders suggesting various ways and means for successful implementation of development programmes for tribals.

Suggested ways and means	No. of tribal leaders suggesting ways and means				Total No. of leaders	% age according to ways and means to total tribal leaders	
	From Dist. Thane	Dhule	Amra- vati	Gadch- iroli			
	2	3	4	5	6	7	8
Maximum use of publicity		5	4	14	15	38	57
Effective follow-up after implementation of schemes		4	4	-	5	13	19
Timely implementation of schemes		1	-	1	1	3	5
Eligible and suitable beneficiaries are required to be selected		1	4	-	1	6	9
Day-to-day needs of tribals are to be provided		1	1	1	-	3	5
Others		-	-	1	2	3	5
Total		12	13	17	24	66	100

5.13 From the data in the table, it is concluded that 57% tribal leaders have suggested that maximum use of publicity methods are required to be adopted for successful implementation of the schemes. Whereas 19% tribal leaders are of the opinion towards effective follow up, of a scheme. 9% tribal leaders desire that selection of the beneficiaries should be from needy, eligible and suitable families. Remaining 10% tribal leaders have opined that there should be more improvement in the planning of present procedure.

5.14 Information about participation of tribal leadership in development programmes have been obtained and presented in the table given below.

TABLE No.5.2
Information on participation of present tribal leadership in development programmes.

Sr No.	Methods of participation	No. of tribal leaders according to participation				Total No. of leaders	% age to tribals according to method of participation total tribal leaders
		From Dist. Thane	Dhule	Amra-vati	Gadchiroli		
1	2	3	4	5	6	7	8
1.	Implementation of schemes	9	5	14	21	49	74
2.	Helping tribals in approving schemes	-	-	-	-	-	-
3.	Helping tribals in loan applications	-	2	1	-	3	5
4.	Providing information of new schemes	3	6	2	3	14	21
Total		12	13	17	24	66	100

5.15 From the above table it can be pointed out that (i) 74% tribal leaders are participating in development programmes for tribals (ii) 21% tribal leaders provide information of new schemes to tribal people in their area.

5.16 It is also observed that tribal leaders were not able to provide benefits of schemes to the lowest strata of tribal society. On the contrary they are setting forth some obstacles in providing benefits of schemes to them. The data collected in the survey regarding obstacles to tribal leaders in implementation of development programme is presented below.

TABLE NO.5.3

Number of tribal leaders facing different obstacles in implementation of development programmes for tribals.

Description of ways of obstacles in development programmes.	No. of tribal leaders facing different obstacles				Total No. of tribal leaders	Percentage of tribals according to ways of obstacles to total tribal leaders	
	From Thane Dist.	Dhule	Amravati	Gadchiroli			
	2	3	4	5	6	7	8
Benefits not availing due to shyness and ignorance	3	3	1	10	17	66	
Benefits are given to particular group of people	1	2	1	-	4	15	
Non-availability of documents	-	1	-	-	1	4	
Scheme not understood	1	1	-	-	2	7	
Mortgage insufficient	-	-	1	1	2	7	
Total	5	7	3	11	26	100	

5.17 It is seen from the above table that 66% of the tribals are not taking benefits of development programmes due to their shyness and ignorance, whereas 16% tribal leaders have an opinion that a particular group of tribals is taking only benefits of schemes.

5.18 In the survey it is observed that developmental schemes are not reaching upto the tribals living in dense forest and inaccessible areas. Views of tribal leaders in this respect have been obtained and presented in the table below.

TABLE No.5.4
Opinions of tribal leaders for not reaching the schemes upto the tribals living in dense forest and inaccessible areas

Sr. No.	Description/ reason	No. of tribal leaders expressed the reasons For Dist.				Total No. of tribal leaders expressing reason	Reasonwise percentage of not reaching scheme
		Thane	Dhule	Amra -vati	Gadch -roli		
1	2	3	4	5	6	7	8
1.	Non-availability of communication system	1	2	1	11	15	63
2.	Non-approach of Govt. servants	1	2	-	-	3	12
3.	Ignorance of tribals	1	1	1	1	4	16
4.	Advantage taking only particular group of persons	-	1	1	-	2	9
	Total	3	6	3	12	24	100

5.19 From the above table, it is seen that the schemes are not reaching upto the tribals living in remote forest and inaccessible areas for want of communication facilities out of total reported. 63% tribal leaders have put forth

the above reason, 16% told that, tribals are not taking advantage of schemes due to their ignorance and 12% tribal leaders have stated that, Government servants could not reach upto that area.


5.20 The views of tribal leaders in respect of tribal welfare schemes which found unsuccessful, are given in the table presented below :-

TABLE No.5.5

Reasons of failureness of tribal welfare schemes

Reasons of failureness of tribal welfare schemes	No. of tribal leaders expressing particular reason for failureness					Total No. of leaders in sample	Reasonwise percentages of failureness of programmes schemes
	For Dist. Thane	Dhule	Amra	Gadchiroli			
	2	3	4	5	6	7	8
Due to ignorance	2	1	3	1		7	11
Incomplete supply of information	4	1	2	13		20	30
Implementation and procedural difficulties	4	9	3	1		17	26
Poor financial position	2	2	3	1		8	12
Particular group of tribal getting only benefit	-	-	6	8		14	21
Total	12	13	17	24		66	100

5.21 Out of reported tribal leaders 30% are of the opinion that the complete information of the schemes and programmes are not made available to tribals so the schemes are failed. 26% tribal leaders opined that due to procedural delay and administrative difficulties, schemes are failed. 21% tribal leaders have commented that particular group of tribals is only taking advantage of the scheme.



CHAPTER VIRESPONDENTS' REPERCUSSIONS TOWARDS ADOPTION OF
SCHEMES AND ASSESSMENT OF GENERAL VIEWS

6.0 Respondents' repercussions towards adoption of schemes were obtained while at the time of the field investigation in the selected villages. General views of the villagers about the implementation of the schemes were also assessed at the time of field study. These are illustrated in this Chapter.

6.1 Amongst 3 visited villages from Jawhar Tahsil, respondents from village Utawli reaped more advantages of developmental programmes, as compared to other two villages. The respondents stated that the schemes under Integrated Rural Development Programmes and Nucleus budget schemes are viable. The supply of manglore tiles, bullock pairs, bullock carts are popular schemes with these respondents. The schemes of social forestry are favoured in these villages. It is commented by the people that the officials in the social forestry department are not paying much attention for watering arrangements of the plants after plantation.

6.2 Tribals of Deogaon village commented that sheep supplied under development programme did not suite the climate and died after few months. It is therefore necessary to provide the local breed of sheep to these tribals. But the Block level authorities find difficulties in purchasing indigenous breed as they are not available in the market.

6.3 In some cases, poultry breeds provided to the tribals were not hygenic. All the poultry were died after few months. Perhaps this may be happed due to

unsuitable climatic conditions to breed these birds. But in general, tribal households opined that poultry scheme can be made a viable scheme.

6.4 A tribal household which applied for duck development could not obtain the loan from the same. The Manager of the Bank has sanctioned him "tea-stall" (Hotel) with the requisite financial assistance. But it had closed down for want of customers. Implementing Officers while sanctioning the loans, need to exercise care over cases of mis-utilisation .

6.5 Due to non-cooperation of extension staff/Gram Sevaks most of the tribals in Aпти village could not take advantage of various schemes.

6.6 Most of the tribal households below the poverty line were missed in enrolling in the register. Therefore, they could not avail the benefit of development programmes.


6.7 The village Patwari/Talathis of Revenue Department have not effected separate village mutation entries in record of right register and in 7/12 form for some of the tribal land owners. Therefore, these persons have complained that they were unable to take advantage of development programmes.

6.8 Tribals living in dense forest and inaccessible areas were not availing benefits of development programmes because of the lack of publicity and information of the schemes.

6.9 Many tribal households in Chawela village stated that they are in need of shelter. Scheme of extension of village Gaothan is required to be implemented in the village. They have also demanded the scheme of supply of Manglore tiles.

6.10 Tribals have stressed the need of employment oriented schemes viz. construction works, construction of roads, and school buildings, forest works, works of soil conservation and works under Employment Guarantee Scheme etc. All the works mentioned above are included in "Jawahar Rojgar Yojna". It is presumed that in future many works/schemes under "Jawahar Rojgar Yojna" will have wide scope for implementation.

s. But
 scheme
 elopment
 er of
 h the
 down
 ases of
 n Sevaks
 advantage
 y line
 e, they
 s.
 ment
 in
 f the
 omplained
 nt
 e
 ammes
 the
 ed
 n of
 y



CHAPTER VII

CONCLUSIONS AND SUGGESTIONS

7.0 While concluding the observations in the study "Attitude of the tribals towards development programmes/schemes in the State, some salient features observed are stated below :-

During the study it is found that tribals are actively participating in development programmes/schemes. They are taking advantage of most of the schemes. Most of the schemes/programmes now have become essential for them. The tribals are aware of individual beneficiary schemes. These schemes are now known to them and they are demanding for them. They are now alert of their rights on account of impact of implementation of schemes.

7.1 The conclusions/suggestions in this report are based on findings of the field investigation.

Out of the surveyed households, 85% of the households are characterised "Below Poverty Level". It is therefore suggested that, schemes of individual beneficiary and schemes for the economic upliftment of households need to be stressed more, and more. The schemes of economic importance and individual beneficiary schemes viz. supply of bullock pairs, bullock carts, sheep, poultry birds and supply of Manglore tiles etc. may be taken on large scale.

7.2 The financial institutions and Govt. organisations including Banks and other agencies viz. Rural Development Department, Tribal Development Department are providing loans/grants to Adiwasis for the construction of wells, purchase of oil engines/electric motors pumps every year. It seems that needy persons are not getting loans/grants for taking advantage of the said schemes. It is therefore

suggested that the proper and needy beneficiaries need to be selected for the necessary help.

7.3 The electrification of huts through Nucleus budget appears more popular amongst tribals. It is therefore necessary to widen the scope to cater the need of the tribals

7.4 From the findings of the survey, it is observed that 70% households are illiterate and 10% are educated upto 4th Standard, it is therefore very essential to increase literacy rate among the tribals. Tribals are required to be educated atleast upto Std. VII so that they will aware of the benefits of developmental programmes meant for them.

7.5 In the survey it is found that very few tribal families are benefitted under various developmental programmes and schemes. The percentage of households benefitted under different programmes during last 10 years are given below :-

TABLE 1b. 7.1
No. of households benefitted under different development programmes during the years 1979-89

Sr No.	Name of Village	Total hhs. surveyed.	Households benefitted during the period 79-89	Percentage of families benefitted during last 10 years
1	2	3	3	4
1.	Deogaon	100	21	21
2.	Apti Bk	93	3	3
3.	Utawli	120	55	45
4.	Girola	23	4	17
5.	Angara	52	16	31
6.	Chawela	37	3	8
Total		425	102	24

7.6 It is seen from the above table that 76% households were not in a position to obtain the benefits of development programmes/schemes etc. Further it is also observed that village leaders and Government officials at village level viz. Gram Sevaks/Patwari etc. of Utawali village are found very active, and enthusiastic in taking benefits from Govt's programmes, while there were complaints from the households of Deogaon/Apti Bk villages that the village leaders/Gram sevaks of these villages were not cooperating with them in obtaining the benefits of the schemes. It is also seen that the trend of progress in this respect in Girola, Angara and Chawela villages of Dhanora tahsils (Gadchiroli District) is at lower level. It is expected that there must be a balanced trend of development among all the villages of the Tahsil and districts.

7.7 Some of the households at the time of survey have voiced that sheep provided to them were died after 3 or 4 months. It is told that, this is due to unsuitable climatic conditions. It is, therefore, essential that sheep/poultry provided to them should be healthy and of indigenous cross breed.

7.8 Out of 425 total households surveyed, 257 households (60%) were having their own land. Some of them were having unauthorised forest land for cultivation. It is seen that about 64 percent of total persons in the village are ready to work on E.G.S. But they are getting seasonal work. They prefer to migrate to towns nearby their villages. Therefore, villagers always ^{prefer} within 10 kms. in search of temporary employment.

< prefer to migrate to towns nearby their villages

7.9 In view of this, employment oriented works/schemes are therefore very essential for tribals to sustain their livelihood. Such schemes have now been devised under "Jawahar Rojgar Yojna" which commenced in the year 89-90.

7.10 Some of the households have contended that, their names are missing in the Register for the families below poverty line. They were therefore availed no benefits under the schemes. It is, therefore, suggested that for updating a household register for the families below poverty line a survey should be conducted every five years.

7.11 A majority of the households were found without the benefit of the developmental programmes. It is, therefore very essential to give preference to such households who did not get any benefit of developmental programmes. For this purpose priority list of such households may be prepared for prefer .

7.12 A few households living in dense forest villages and inaccessible areas could not take benefits of development programmes. The implementing authorities cannot keep constant liaison with the households, in such villages. The remote village areas, and the tribals residing there, must receive special attention for resolving their problems.

7.13 Tribal Youth Camps should be organised in tribal areas. In such camps various Government/Semi Government programmes proposed should be made known to the tribals.

7.14 Training programmes for the Implementing agencies i.e. B.D.Os. Officers of T.D.C., T.D.Os. and Officers of other departments at Taluka level should be organised by the Project Officers, I.T.D.Ps. These agencies should be

made acquainted with the problems of Tribal development with their solutions.

7.15 The various implementing agencies should consult the Project Officer, Integrated Tribal Development Projects before finalising the list of beneficiaries. The Primitive Tribal groups is the poorest among the poor tribals.

Therefore, the tribals of primitive group should be given first preference under various schemes.

7.16 Streamlining of loan/subsidy procedure.

The procedure for sanction of loan/subsidy under various schemes is time consuming and complicated one, which requires fulfillment of various formalities, filling up of various forms/documents. Due to this time consuming procedure, majority of the tribal cannot submit the application in scheduled time, and hence cannot avail the benefits. Therefore, the present procedure needs to be simplified. The application forms should be simple and understandable to common people. The number of documents to be submitted alongwith application should also be minimized.

7.17 The maximum use of publicity may be adopted for providing information of various programmes/schemes of the Government.

7.18 Effective supervision and follow up after implementation of schemes is essential.

7.19 Non-availability of communication facilities in dense and remote forest areas are one of the reasons of slow progress. Hence the intensive road communication system is required to be developed in these areas.

7.20 The village Patwari/Talathis of Revenue Department have not effected separate village mutation entries in record of right register and in 7/12 form for some of the tribals. Therefore, these persons have complained that they are unable to take advantage of tribal development programmes. Block Development Officers (Grade I), Project Officers' of I.T.D.P. and officers of T.D.C. may have a discussion with Tahsildars on this issue. Tahsildars may be requested to render cooperation on this behalf.

7.21 The Tahsildar is the implementing officer of the scheme of "Extension of village Gaathan". The Project Officer I.T.D.P. and Tahsildar should plan the programme in full coordination.

7.22 Implementation of cooperative housing finance societies is essential in tribal areas.

आदिवासी संशोधन व प्रशिक्षण संस्था, पुणे

"आदिवासीचा विकासात्मक कार्यक्रमाकडे लक्ष्याचा दृष्टीकोनाबाबतची
पाहणी १९८९ "

आदिवासी कुटुंबासाठी भरावयाचे पत्राक

पत्रा - १

चौक क्र.१ - प्रास्ताविक माहिती

- (१) गावाचे नांव :
- (२) पाड्याचे नांव :
- (३) कुटुंब प्रमुखाचा निवडीचा क्रमांक :
- (४) कुटुंब प्रमुखाचे नांव : श्री.
- (५) कुटुंब प्रमुखाच्या -
(अ)जमातीचे नांव :
(ब)उपजमातीचे नांव :
- (६) कुटुंब प्रमुखाचा मुख्य व्यवसाय : शेती/शेतमजुरी/नोकरी/व्यापार/
इतर
- (७) कुटुंब प्रमुखाचा दुय्यम व्यवसाय : १)वनोत्पादन २)शेती ३)शेतमजुरी
४)नोकरी ५)इतर
- (८) नरासरी वार्षिक उत्पन्न (रुपयात)
- (९) कुटुंब प्रमुख दारिद्र्य रेषेखालील : होय/नाहो
दुर्बल घटक आहे का ?

चौक क्रमांक - २

- (१) कुटुंबातील एकूण व्यक्ती :
 - (२) मिळवत्या व्यक्ती :
 - (३) शैक्षणिक माहिती : अ.नं. शिक्षणाचा प्रकार व्यक्ती
१. निरक्षर
 २. ४ थी पर्यंत
 ३. ४ थी ते ७ वी पर्यंत
 ४. ७ वी ते १० पर्यंत
 ५. पदवीधर
 ६. इतर

एकूण

- (४) कुटुंबाच्या मालकीची कसत असलेली शेतजमीन : एकरामध्ये
- (५) खडाने/कसाने घेतलेली जमीन : एकरामध्ये
- (६-अ) फॉरेस्टचा प्लॉट :
एकूण जमीन :
- (६) एकूण जमीनीपैकी ८८-८९ मधील सिंदनाखालीस क्षेत्र : एकरात
- (७) सन ८८-८९ मध्ये घेतलेली पिके : पिकाचे नांव अंदाजित क्षेत्र
अ) कोरडवाहू पिके : १) भात (एकरात)
२)
३)
४)
ब) चागायत पिके : १)
२)
३)
४)
- (८) शेतीविषयक कोणाती अवजारे व पशुधन आपल्याकडे आहे ? : होय / नाही
- १) बैलजोडी
- २) बैलगाडी
- ३) नांगर
- ४) पांभर
- ५) कुडव
- ६) वखार
- ७) गाय/प्लेस
- ८) मेंढी/बक-या
- ९) कोंबडी/कोंबडया
- १०) ऑईल इंजिन/इलेक्ट्रीक मोटर
आपण कोणात्याही आदिवासी :
सहकारी संस्थेचे सभासद आहात
काय ?

सहकारी संस्थेचे सभासद असल्यास : वर्ष
कोणात्या व केव्हापासून

तुमचे नांव रोजगार हमी योजने- :
खाली काम मिळविण्यासाठी
ग्रामपंचायतीत ठेवलेल्या नोंदवहीत
नोंदविले आहे काय ?

चौक कृमांक - ३

योजनावद्दल माहिती

- (१) तुम्हाला तुमच्यासाठी/गावासाठी होय/नाही
शासनापार्फत शासन, जिल्हा-
परिषद, जिल्हा नियोजन व विकास
महामंडळ व सहकारी व विकासाचा
इतर महामंडळाकडून विकासाच्या व
वैयक्तिक लाभाच्या विकास योजना
घेतल्या जातात त्याबाबत काही
माहिती आहे का ?
- (२) वाव क्र. १ चे उत्तर "होय" :
असल्यास खालील कोणात्या
वावीवद्दल तुम्हाला माहिती
आहे ? त्या वावीसमोर ()
अशी खूण करावी.
वैयक्तिक लाभाच्या योजना : ()
(
)
(गाई, म्हशी, घर कर्ज योजना)
(व) सामाजिक हिताच्या विशेष योजना ()
(
)
कातकरी/माडिया गोंड/कोताम ()
विकास योजना इ.
(क) आदिवासीच्या सर्वसाधारण हिता- ()
च्या योजना (प्रौढ वर्ग, जालवाडी इ.)
(ड) गांवपातळीवरील विकास योजना
(रस्ते पिण्याच्या पाण्याची
योजना इ.)

- (३) तुम्हाला वरील विकास योजनांवावत :
माहिती कोणाकडून मिळाली ?
- (१) ग्रामसेवकाकडून : ()
- (२) सभेत : ()
- (३) आपसात चर्चा करीत असताना : ()
- (४) प्रसिध्दी माध्यमातून : ()
- (५) आदिवासी नेत्याकडून : ()
- (६) शासन अधिका-यापार्फत : ()
विस्तार अधिकारी, तंत्रज्ञ
आदिवासी विकास अधिकारी
प्रकल्प अधिकारी
- (७) इतर पागानि (नपूड करा)
१. कोणतेही माहिती दिली
नाही, पण माहिती
मिळविली.
- (४) पाणीत १९८८-८९ या वर्षात : होय/नाही
तुम्हाला शासनाच्या विकासाच्या
कोणात्याही योजनेचा लाभ मिळाला
का ? (उदा. खावटी कर्ज, आश्रमशाळा
किंवा वसतीगृहात मुलांना शिक्षणा-
साठी पाठविणे, न्युक्लिअस बजेट अर्तमंत
योजना, आदिवासी उपयोजनांमधील
योजना.)
- (५) वाव क्र.४ संपोरील जाबिसमोर उत्तर :
होय असल्यास योजनेची नावे लिहा
व ती कोणापार्फत रावविली गेली ते
लिहा.
- (६) जर वाव नं.४ मध्ये नकारार्थी उत्तर : होय/नाही
असेल तर १९८७-८८ या वर्षात तुम्हाला
शासनाच्या कोणात्या तरी योजनेचा
लाभ मिळाला का ?
- (७) वाव नं.६ मध्ये उत्तर "होय" असल्यास
योजनेची नावे लिहा व ती कोणापार्फत
रावविली गेली ते लिहा.
- (८) वाव नं.६ उत्तर "नाही" असल्यास : होय/नाही
गेल्या दहा वर्षांच्या कालावधीत
तुम्हाला शासनाच्या कोणात्या तरी
योजनेचा लाभ मिळाला का ?

- (९) पिढ्यास अस्त्यास योजनेचे नांव लिहा व ती कोणतामार्फत राबविती गेली ते लिहा ?
- (१०) आदिवासी कुटुंबास कोणात्याही योजनेचा फायदा मिळत नसल्यास त्याची कारणे
- (१) _____
- (२) _____
- (३) _____
- (११) तुम्ही कोणात्याही जंगल कामगार सहकारी संस्थेचे सभासद आहात काय ? होय / नाही
- (१२) सभासद अस्त्यास मागील ३ वर्षांत सोसायटीमार्फत घेतलेल्या कर्जाबाबतची माहिती :-

अ.नं. सहकारी संस्थेचे नांव

कर्जाबाबत माहिती

वर्ष कर्ज कशासाठी घेतलेले परतफेड
घेतले ? कर्ज रु. केलेली
रक्कम रु.

१

२

३

४

५

६

- (१३) सहकारी संस्थेकडून कर्ज घेतले नसल्यास सर्वसाधारण कर्ज न घेण्याची कारणे

- १) थकबाकीदार
२) कर्ज घेण्याची इच्छा नाही
३) परतफेडीची काळजी
४) _____

- (१४) तुम्हा स्वतःला ठेवून राहिलेल्या अनुसूचित () शोतीमाल व वनोत्पादन आदिवासी विकास महापंड्यापार्फत मागीलवर्षा विकला का ? होय / नाही
- (१५) तुम्ही शोतीमाल आदिवासी विकास महापंड्यापार्फत विकला नसल्यास त्याची कारणे (१)
(२)
(३)
(४)
- (१६) तुम्ही रोजगार हमी योजनेच्या कामावर जाता का ? होय / नाही
- (१७) जाल अगत्यास रोजंदारी वेळेवर मिळते का ? होय / नाही
- रोजगार पुरेसा मिळतो का ? पुरेसा / अपूरा
- (१८) रोजगार किती दिवस मिळतो ?

लाभ मिळालेल्या लाभधारकांची मतप्रणाली

(१) तुम्ही ज्या विकासात्मक योजनांचा लाभ घेतला त्या तुम्हाला कशा वाटल्या ?

१. (अ) वांगल्या ()
- (ब) सर्वसाधारण ()
- (क) उपयुक्त नसलेल्या/विरुद्ध ()
२. (अ) तुम्हाला आवश्यक असणारी ()
- (ब) तुम्हाला आवश्यक नसणारी ()
- (क) शासनाने मला दिली म्हणून घेतलेली योजना ()
३. वार्षिक उत्पन्नात
- (अ) कायमस्वरूपी वाढ करणारी ()
- (ब) तात्पुरत्या स्वरूपाची वाढ करणारी ()
- (क) उत्पन्नात वाढ न करणारी ()
- (ड) उत्पन्नाच्या वाढीशी संबंध नसलेली ()

(२) तुम्हाला ही योजना कशी समजली व कोणती समजावून दिली ?

(३) या योजनेचा फायदा कोणामार्फत मिळाला ?
(उपाजसेवक / शासकीय अधिकारी स्वतः धडपड करून)

(४) या योजनेचा फायदा घेताना

- अ. तुम्हाला काही पैसा खर्च करावा लागला का ? होय / नाही
- ब. पैसा कशासाठी खर्च केला ?
- क. कितली पैसा खर्च केला ?

- (५) ही योजना चांगली राबविण्यासाठी
सुमना सहभाग कसा होता ?
(अर्थरूपाने, श्रमरूपाने व इतर)
- (६) या योजनेची उद्दिष्टे, अटी, पैसे
परत करण्याची पध्दत, अनुदान प्रमाणा
याबाबतची माहिती पुरेसी आपणांस
मिळाली का ? होय / नाही
- (७) माहिती मिळाली नसल्यास तुम्ही
ती कोणाकडून मिळविण्याचा /
समजावून घेण्याचा प्रयत्न केला का ?
व कसा ? होय / नाही
- (८) मिळालेल्या आर्थिक सहाय्याचा /
पदवीचा उपयोग कसा केला ?
- अ. त्याच कारणासाठी ()
- ब. इतर कारणासाठी ()
- क. तसाच पैसा/पदत पडून आहे ? ()
- (९) तुम्हाला दिलेले सहाय्य/पदत त्याच
कारणासाठी खर्च केली नसल्यास /
बापरले नसल्यास तो त्यासाठी का
खर्च करू शकले नाही ? किंवा तो
तसाच पडून आहे ? किंवा
दुस-या कारणास्तव उपयोग आणला
आहे ? कारणे काय ?
- (१०) तुम्ही घेतलेल्या विकासा योजनेमुळे
तुमचा सरासरी वार्षिक उत्पन्नात
किती वाढ झालेली वाटते ? होय / नाही
- अ. असल्यास किती रु ? रु. वार्षिक
- (११) तुम्हाला या योजनेचे चांगले भाग
कोणते वाटतात ?
- (१२) ही योजना अधिक उपयुक्ततेसाठी
योजनेत काय फेरफार करावासा
वाटतो ?
- (कार्यपध्दती, अंमलबजावणी,
अनुदानाचे दर)

(१३) तुम्हाला वस्तुरूपाने दिलेल्या बाबींची सद्यस्थिती काय आहे ?

अ. वस्तु चांगल्या स्थितीत व उत्पन्न देणारी आहे ? ()

ब. वस्तु ताब्यात नाही/विकली गेली. ()

क. कोठे नाहीत नाही ? ()

(१४) तुम्ही कोणात्याही योजनेचा फायदा घेत नसल्यास त्याची कारणे द्या.

(१५) तुमच्या मते तुम्हाला कोणात्या योजनांसाठी शासनाने मदत करावी ?

(१६) तुम्हाला कोणात्या बाबींची गरज व अत्यावश्यकता आहे ?

अ. गावात विकासाच्या कोणात्या योजना घेतल्या आहेत ? योजना क्र.

१)

२)

३)

(१७) गावात घेतलेल्या विकास योजना कशा राबविलेल्या आहेत ?

१)उत्तम योजना क्र.

२)साधारण योजना क्र.

३)वाईट अवस्थेत योजना क्र.

(१८) तुमच्या गावासाठी अत्यावश्यक योजना कोणात्या ?

१)


२)

३)

४)

(१९) तुम्ही याबाबत ग्रामसेवक/सरपंच/सभासद यांचेशी चर्चा केली आहे का ?

होय / नाही



आदिवासींचा विकासात्मक कार्यक्रमाकडे बघण्याचा दृष्टीकोनाबाबतची
पहाणी ८९

आदिवासींच्या विकासात्मक कार्यक्रमात सहभाग असलेल्या अधिकारी /
कर्मचारी वर्गासाठी व सेवाभावो संस्थांसाठी प्रश्नावली

प्रपत्र क्रमांक २

तासुका -जळहार/धानोरा

चौक क्र.१

- (१) अधिका-याचे/कर्मचा-याचे नांव :
हुद्दा / पद :
मुख्यालय :

चौक क्र.२

- (२) अधिकारी/कर्मचारी/संस्था सहभाग

अ) किती वर्षापासून आपण : ----- वर्ष
आदिवासी क्षेत्रात काम
करीत आहात ?

ब) कोणाच्या पातळीवर : ग्राम/तासुका/जिल्हा/राज्य

क) आदिवासी विकासाच्या : (१) विकासात्मक (२) शौचालय
कोणाच्या कार्यक्रमाशी/
कामाशी आपला सहभाग (३) सामाजिक (४) आरोग्यविषयक
आहे ? (५) इतर - स्पष्ट करा.

ड) उपरोक्त आदिवासी : ----- वर्ष
विकासात्मक कार्यक्रमात किंवा
सध पदावर किती वर्षांचा
आपला अनुभव आहे ?

- (३) तुम्ही आदिवासींसाठी ज्या : चांगला/मध्यम/वितकूल नाही
योजना राबवित आहात
त्यांचा आदिवासीं कडून
प्रतिसाद कसा आहे ?

- (४) चांगला प्रतिसाद मिळालेल्या
तुमच्या योजना कोणाच्या ? :
- (५) आदिवासींकडून प्रतिसाद न
मिळालेल्या तुमच्या योजना
कोणाच्या आहेत ? :
- (६) जर चांगला प्रतिसाद मिळत
नसल्यास त्याची कारणे : १)
2)
3)
4)
- (७) चांगला प्रतिसाद मिळत
नसल्यास त्याची प्रमुख कारणे : १)
2)
3)
4)
- (८) आदिवासींचा विकासात्मक
कार्यक्रमात सहभाग कसा घडवून
आणावा असे तुम्हाला वाटते ? :
- (९) सध आदिवासींचा दृष्टीकोन
जर विकासात्मक कार्यक्रमाकडे
नसल्यास तुमच्या मते तो कसा
बदलवता येईल ? :

अधिका-याची/कर्मचा-याची स्वाक्षारी
दिनांक