



**CONSERVATION-CUM-DEVELOPMENT FIVE - YEAR PLAN FOR
'PAUDI BHUIYAN' PARTICULARLY VULNERABLE TRIBAL GROUP**

**PAUDI BHUYAN DEVELOPMENT AGENCY, JAMARDIHI, PALLAHARA DISTRICT-ANUGUL
(2016-17 TO 2020-21)**

Prepared By:

**SCs & STs Research and Training Institute (SCSTRTI), Government of Odisha &
PBDA, Jamardihi, Anugul Micro Project**

Submitted To:

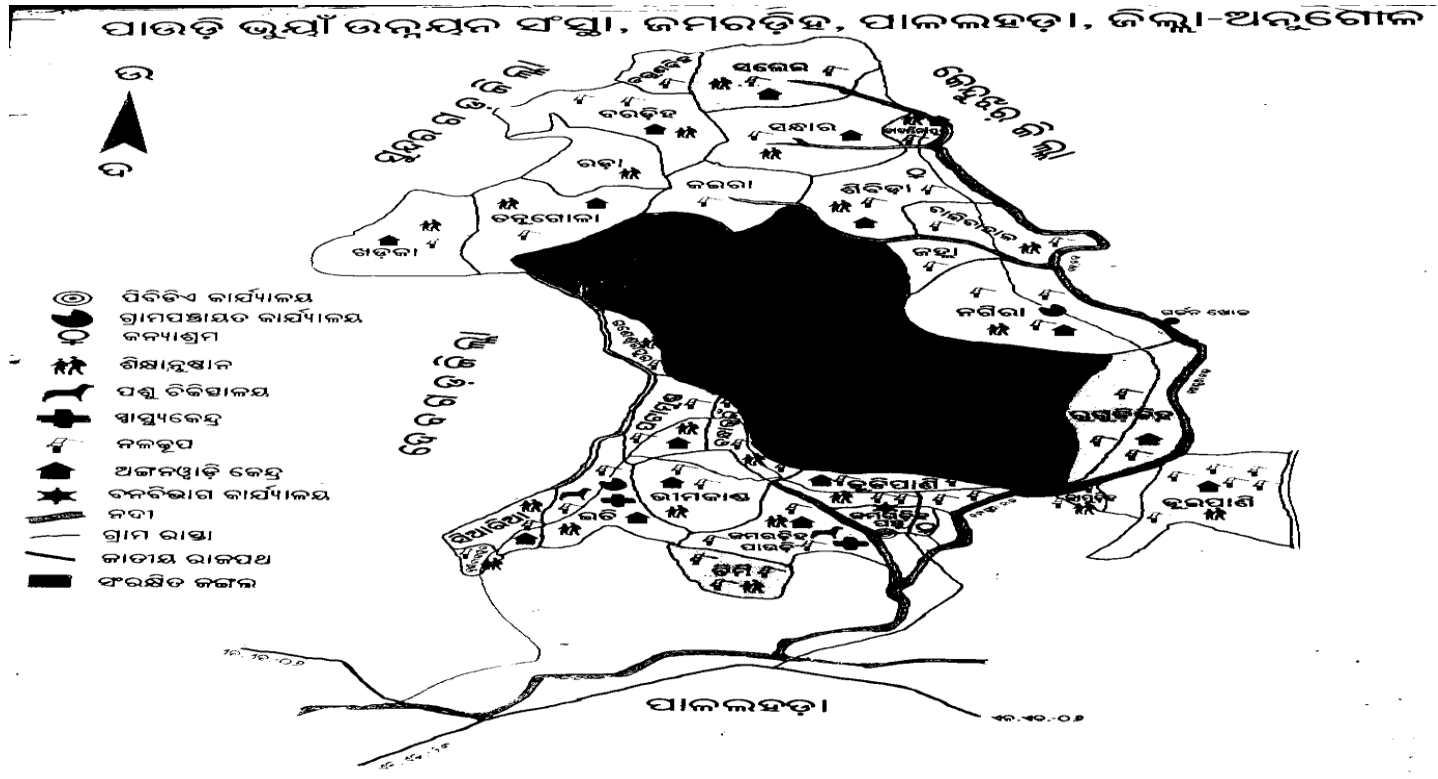
Ministry of Tribal Affairs (MoTA). Government of India

January, 2016

C O N T E N T S

Sl. No.	Part	Subject	Page
1	Part - I	Review of implementation of CCD Plan during three years of 12 th Five Year Plan (2012-13 to 2014-15)	1
2	Part - II	Approval Statement of Five-Year Integrated CCD Plan (2016-17 to 2020-21)	11
3	Part - III	Basic data about Paudi Bhuiyan PVTG	12
4	Part - IV	Approach of Odisha Government Administration in brief for the development of Paudi Bhuiyan PVTG during the Five-Year Plan	16
5	Part - V	Problems of Paudi Bhuiyan PVTG and Priorities for the Five-Year Plan	23
6	Part - VI-(i)	PVTG/Village Wise Annual Development Plan for the Five-Year	24
7	Part - VI-(ii)	Abstract of Total Financial Plan (Scheme wise and Source wise)	141
8	Part- VII	Annexure (CCD Plan & Abstract posed to MoTA, GoI for Funding	

**MAP SHOWING MICRO PROJECT AREAS OF PAUDI BHUIYAN DEVELOPMENT AGENCY, JAMARDIHI
DISTRICT - ANUGUL**



PART – I

REVIEW OF THE IMPLEMENTATION OF CCD PLAN FOR DEVELOPMENT OF PVTG BY PAUDI BHUIYAN DEVELOPMENT AGENCY (PBDA) JAMARDIHI, PALLAHARA, ANUGUL DISTRICT FOR DEVELOPMENT OF ‘PAUDI BHUYAN’ PVTG DURING XII TH FIVE YEAR PLAN (2012-13 TO 2014-15)

The CCD plan period (2012-17) is an ambitious programme for the total development of the Paudi Bhuiyan PVTG. It aims at improving infrastructure and providing basic amenities within easy reach in the habitat of the Paudi Bhuiyan people and generating additional employment and income of the people with a view to eliminate their poverty, elevate literacy level, ensure health and food security and enhance their quality of life and conserve their culture.

The basic objectives and approaches of the CCD plan during the 12th plan period (2012-13 to 2016-17) are;

- Total development through an integrated approach by pulling resources from Central Govt. and State Govt.
- G.O., NGO and PRI partnership to address the development needs of the PVTGs.
- Peoples’ participation in development process will be encouraged through the involvement of traditional institution like labour cooperatives, SHGs, Farmers’ club etc.
- Basic infrastructure will be created and amenities like health, education, drinking water, connectivity will be made available to the PVTG people within their easy reach.
- Assistance for conservation and promotion of PVTG tradition like–folk dance and songs, traditional musical instruments, conservation of traditional Culture, etc.
- Social security will be ensured by covering all families under Janashree Bima Yojana and Health Insurance (RSVY) etc

For achievement of these objects over a period of the first three years of the PVTG development Programme as posed in the CCD plan the PBDA, Micro Project has utilized funds received from different programmes, the details of which is furnished in the following statement.

i. Financial Achievement during the period from 2012-13 to 2014-15

During the period 2012-13 to 2014-15 fund to the tune of Rs.566.85.00 lakh was received by the PBDA, Jamardihi, Angul Micro Project from different sources, like SCA to TSP, Art 275 (1), CCD for total development of Paudi Bhuiyan PVTG,PBDA, Jamardihi and a sum of Rs. 388.53lakh(68.54%) has been spent for this purpose. Statement furnished below explains the matter in details.

Source Wise & Year wise Funds Flow to Micro Project and Expenditure incurred (2012-15)

(Rs. in lakh)

Sources of Funding	Programme	2012-13		2013-14		2014-15		Total (2012-13 to 2014-15)	
		Assistance Received	Expenditure Made	Assistance Received	Expenditure Made	Assistance Received	Expenditure Made	Assistance Received	Expenditure Made
SCA to TSP	I.G.S/I.D.S.	17.66	14.24	19.03	11.15	18.61	15.64	55.30	41.03
Article 275(1)	I.G.S/I.D.S.	36.23	31.51	26.00	26.00	30.94	18.54	93.17	76.05
CCD	I.G.S/I.D.S.	164.55	94.09	129.00	102.97	124.83	74.39	418.38	271.45
Total		218.44	139.84	174.03	140.12	174.38	108.58	566.85	388.53

Out of the total fund received from different sources, funds to the tune of Rs.418.38 Lakh (28.40%) was received under CCD Plan as against the posed requirement of Rs. 1188.54Lakh, which is less by Rs.770.16 . Out of the total fund received, Rs.271.45 Lakh (64.88%) was utilized during the period under report for the PVTG development interventions. The details of the fund posed during the first 3 years of CCD Plan for the 12th 5-Year Plan and funds received and expenditure incurred for different schemes and programmes for the development of PBDA, Jamardihi PVTG is detailed in the statement given below.

Year wise Funds flow as per CCD Plan to Micro Project and Expenditure (2012-15)

Year	Total Fund Posed as per the CCD Plan (Rs. In lakh)	Total Fund Received as per the CCD Plan (Rs. In Lakh)	Total Amount utilized (Rs. In lakh)
2012-13	565.43	164.55	94.09
2013-14	301.80	129.00	102.97
2014-15	321.31	124.83	74.39
Total	1188.54	418.38	271.45

Physical Achievements During 2012-13 to 2014-15

Sl. No.	Activity	Physical	
		Target (No of beneficiaries)	Achievement (No of beneficiaries)
2012-13			
1	Agriculture	1258	1258
2	Horticulture	1258	1258
3	Animal Husbandry	522	522
4	MFP Activities	-	-
5	Irrigation /MIP	1258	1258
6	Land Development	-	-
7	Housing	-	-
8	Road	1258	1258
9	Building SHG	68	68
10	Building Other	1258	1258
11	Building E/C(SB and HB)	1258	1258
12	Janashree Beema Yojana	-	-
13	Drinking Water	320	320
2013-14			
1	Agriculture	1258	1258
2	Horticulture	1258	1258
3	Irrigation/ MIP	1258	1258
4	Land Development	-	-
5	Connectivity	-	-
6	Fire Proof House	-	-
7	Drinking Water(Pipe Water Supply Project)	98	98

8 (i)	Electrification- Conventional	1258	1258
(ii)	Electrification- Non Conventional (SPV Solar Light)	-	-
9(i)	(Building) Community Centre	172	172
(ii)	Other Building (E/C)	1258	1258
10(i)	SHG Activities	-	-
(ii)	Animal Health Camp	187	187
(iii)	Health Camp	-	-
(iv)	Pre-education	-	-
(v)	Others (Specify)	58	58
	2014-15		
1	Agriculture	1258	1258
2	Horticulture	1258	1258
3	Irrigation/ MIP	1258	1258
4	Animal Husbandry	741	741
5(i)	Connectivity- Road	1258	1258
(ii)	CD Works	-	-
6	Fire Proof House	-	-
7	Drinking Water	986	986
8	Electrification (Non-Conventional)	463	463
9(i)	(Buildings) Community Centre	652	652
(ii)	Other Building(E/C)	614	614
10(i)	(IEC) SHG Activities(Micro Credit)	-	-
(ii)	Pre-education	-	-
(iii)	Health Camp	-	-
(iv)	Awareness Programme	-	-
11)	(Buildings) Community Centre	-	-
12)	Others (Specify)	9	9
	Total (2012-13 to 2014-15)	26 villages (1625 families)	

(iii) Brief Note on the implementation of CCD Plan which should cover the reasons for not achieving targets, activities which proved to be very beneficial for PVTG, activities which should be given priority, need for taking up new activities and lessons learnt etc.

Reasons for not achieving financial target –

- Absence of key field functionaries and frequent transfer and posting of key officials.
- Lack of conveyance facility of officials for necessary movement in the remote villages of the project area.

Activities proved beneficial-

- Establishment of Educational Complexes for Boys & Girls generated a new environment and hope of light.
- Agriculture, Horticulture and Livelihood Programme are very successful.
- Increase in irrigation facility improved agricultural production.

Activities to be given priority-

- More projects and schemes relating to education through Educational Complex, Infrastructure like Road, Buildings, Irrigation and Drinking water facility and Livelihood Programme are to be given priority along with training programme meant for skill development.

Need for taking up new activities –

There is a need for introducing them to modern technical knowledge to enable them to cope with the changing times.

Success Stories and lessons learnt:

Horticulture:-

Banana Cultivation:-The Gold Crop

The Geographical area inhabited by Paudi Bhuiyan area comes under the central table land, temp-max 39-49c and rainfall 1250-1500mm. This area is, hilly with dense forest. It has three rivers crisscrossing through it. However, the population is mostly dependent on paddy cultivation and MFP collection. These activities are mostly for consumption. The cool climate of this area is very suitable for Banana cultivation. Keeping in view the above conditions 8 nos of beneficiaries have been identified for taking up banana cultivation in 11ac. Accordingly Rs. 3,87,345/-has been funded from Micro Project, **Paudi Bhuiyan Development Agency Jamardihi, Pallahara Anugul District**. As of now 2 nos of beneficiaries have started the harvesting and selling process. One beneficiary named Gurucharan Dehury of Dudipani village has cultivated in 2.00 ac with 69,734/- as investment from Micro Project has now collected returns for 2,82,000/- He has also taken up intercropping with vegetables like brinjal, tomato, cucumber. The economics of the PVTG farmers has improved dramatically after taking up this cultivation and he has managed to get a substantial disposable income improving his standard of living. Similarly, another PVTG farmer named Mahanty Karji has cultivated banana in 4ac of land and has now collected partial returns for 2,63,000/- and is still collecting returns.



Watermelon Cultivation:

The agro climatic Zone of Paudi Bhuiyan Development agency comes under temperate humid zone with a rainfall 1200 to 1500mm a year and temp 35° c to 42 ° c . This climate is very much suitable for horticulture & agriculture fruit crops like, Watermelon, lemon, orange etc. So, to improve the earnings of the PVTG population who were mostly dependent as agricultural activities for livelihood. Watermelon cultivation was introduced by **PBDA, Jamaradihi, Angul District Micro Project**. Accordingly 4 nos of beneficiaries



were identified for the said project and were provided with financial aid for seeds & fertilizer. The scheme became huge success as a farmer named Purusottam Behera of Duipani has now yielded crop worth Rs. 1,60,000/- out of only 15000/- investment provided by Micro Project PBDA. Out of this profit, Shri Behera has been able to purchase 50 Dec. cultivable land and has constructed a new tiled house. This example has encouraged other farmers of the nearby area, who have also shown keen interest in watermelon cultivation.

Agriculture: - Addressing Food Security



**Wheat Cultivation:-**

Wheat cultivation has been taken up by Micro Project, PBDA in 5 villages in 50Ac covering 200 Paudi Bhuiyan beneficiaries with an expenditure of Rs.1,58,536/- .The Paudi Bhuiyans who mostly depended on root tuber crops as staple food have shown change in food habits . They are now making rice out of wheat crop and are using it as a food for daily consumption. They have also learnt crop storage methods

Dalua Paddy:-

They are able to grow two crops in a year which has addressed this food security concern. This Dalua paddy can be taken up in summer dry season with less amount of water. Hence this has been alternative and additional scope of food for the population.

Fighting Water Scarcity with” HONDA PUMPSET”



As PBDA area is mostly dry land irrigation is a major concern for all farmers. To address this 28 no's of Honda water pump set has been provided to beneficiaries in a convergence mode to help overcome the drought like situation. This has been well received by the community and is encouraged to undertake intensive cultivation.

CONNECTIVITY: REACHING OUT TO A BETTER LIFE



Connectivity in the Paudi Bhuiyan project area is a real challenge ,more so with the presence of dense forest and meandering river this issue has been taken up as a challenge and it has been aptly addressed with the creation of all weather roads to maximum habitation with 11 no's of CC roads and 16 no's of Murrom roads. This has immensely benefitted the Paudi Bhuiyan Population of 6509 people of 1625 Households to avail health services and market accessibility which has encouraged the Private owners to take up plying of Buses and other commercial vehicles to once cut off & unreachable area.

IRRIGATION: CHANNELIZING LIFE (WATER) TO LAND



The Paudi Bhuiyan Micro Project functioning in Jamardihi, Anugul spans over 188 sq. km. This area, mostly consists of dense evergreen reserve forest for almost 81 sq.km. The habitation is sparse and dispersed in distribution. The total cultivable land is 2041.60 Ac. This has increased with the availing of FRC Land of 343.20 Ac. The population of Paudi Bhuyan, is a primitive tribe which is yet to adapt itself to modern technologies. In such a scenario the Micro project functionaries in Jamardihi felt the need to bring more lands under irrigation to enable crop yield production. For the purpose, Water harvesting structure and canals have been constructed by the project in Project areas to maximize creation of irrigated land. Till date 19 nos of WHS has been constructed and 19 no's of canals has been constructed which has enabled 415 Ac. of dry lands year round irrigation facility. This has facilitated increase in food production of the PVTG population.

PART – II

INTREGATED CONSERVATION-CUM-DEVELOPMENT PLAN FOR ‘PAUDI BHUIYAN’ PVTG FOR FIVE YEARS: 2016-17 to 2020-21

Name of the Scheme : Development of Paudi Bhuiyan PVTG

Name of the State / UT : ODISHA

Name of Department : ST & SC Development Deptt., Govt. of Odisha

Name of Organization/ Institution : SCSTRTI, Bhubaneswar, Odisha

Prepared by : Research Staff of SC & ST Research Training Institute and
Staff of PBDA, Jamardhi, Micro Project, Angul, Odisha

Approved and Recommended By : Commissioner-cum- Secretary, ST & SC Dev. Department, Govt. of Odisha

Date of Sub-mission : January, 2016

PART – III
BASIC DATA ON PAUDI BHUIYAN DEVELOPMENT AGENCY JAMARDIHI, ANGUL MICRO PROJECT
BASED ON THE BASELINE SURVEY, 2015

SI No	Name of the Village	Name of the GP	Name of Taluka /Tehsil (s)	Total Population (As per CCD Plan Survey, 2015)			Total No. of HH	Whether Increasing / Decreasing
				T	M	F		
1	Duipani	Pechamundi	Pallahara	567	280	287	131	Increased by Male-324 Female-359 Total-683
2	Timi	Sigarh	Pallahara	307	156	151	85	
3	Jamardih	Bandhabhuin	Pallahara	522	254	268	144	
4	Dudipani	do	Pallahara	433	222	211	118	
5	Bhimkand	do	Pallahara	218	115	103	62	
6	Bandhabhuin	do	Pallahara	169	86	83	51	
7	Ganeswarpur	do	Pallahara	35	17	18	9	
8	Pattamund	do	Pallahara	144	70	74	45	
9	Siaria	do	Pallahara	136	70	66	37	
10	Itee	do	Pallahara	162	81	81	41	
11	Kurtibasapur	do	Pallahara	18	9	9	6	
12	Nagira	Nagira	Pallahara	601	303	298	143	
13	Balibahal	Nagira	Pallahara	201	100	101	47	
14	Sibida	Nagira	Pallahara	345	168	177	86	
15	Kadambinipur	Nagira	Pallahara	190	95	95	39	
16	Salei	Nagira	Pallahara	365	183	182	81	
17	Sandhar	Nagira	Pallahara	274	146	128	63	
18	Kaira	Nagira	Pallahara	127	59	68	31	
19	Jallha	Nagira	Pallahara	56	30	26	14	
20	Baradiha	Nagira	Pallahara	215	107	108	52	
21	Barunadihi	Nagira	Pallahara	139	75	64	32	
22	Rada	Nagira	Pallahara	254	134	120	63	
23	Tanugula	Nagira	Pallahara	390	196	194	92	
24	Khadaka	Nagira	Pallahara	356	175	181	81	
25	Rugudihi	Nagira	Pallahara	155	81	74	40	
26	Jamudiha	Nagira	Pallahara	127	62	65	32	
Total Population				6506	3274	3232	1625	

Population structure:

- All 26 villages are revenue villages.
- The population structure of the Paudi Bhuiyan PVTG shows a positive population growth rate of 11.73 % growth over a period from 2007 to 2015. This reflects a positive impact of the development interventions.
- Un-Favourable sex ratio, the female population (3232) is less than their counterpart male population (3234).
- Out of 1625 families, only 157 families are headed by women.
- The prospective plan will have to take care of as many as 6506 Paudi Bhuiyan population including children from 1625 households living in 26 villages.
- There are 512 children in age group of 0-3 years, 291 children in age group of 3-6 years, 1272 youths in age group of 6-14 years and 1628 in age group of 15-25 years and 105 (71 boys and 34 girls) educated youths for skill development and employment opportunity.
- There are 118 OAP, 10 ODP, 10 OWP, 455 Antodaya and 1429 JBY eligible Paudi Bhuiyan people to receive the social welfare schemes

PART –III (cont.)

BASIC DATA ON P D A JAMARDIHI, ANGUL MICRO PROJECT BASED ON THE BASELINE SURVEY, 2015										
Sl. No.	Name of Village(s) / Hamlets(s)	No. of Houseless	No Literates			Revenue Land in Ac.	FRA Land in Ac.	Irrigation facility in acres	Electrification / Solar light	Drinking water
		HHs	Male	Female	Total					
1	Duipani	1	73	103	176	164.29	19.45	40ac	Electri.	Yes
2	Timi	1	52	56	108	68.53	17.36	20ac	Electri.	Yes
3	Jamardihi	Nil	77	98	175	192.70	21.20	15ac	Electri.	Yes
4	Dudipani	Nil	53	72	125	123.27	15.20	Nil	Electri.	Yes
5	Bhimkand	Nil	43	40	83	90.97	7.61	30ac	Electri.	Yes
6	Bandhabhuin	Nil	25	28	53	62.99	Nil	Nil	Electri.	Yes
7	Ganeswarpur	Nil	6	8	14	2.79	0.80	Nil	Electri.	Yes
8	Pattamund	Nil	25	35	60	37.60	3.80	20ac	Electri.	Yes
9	Siaria	Nil	35	36	71	27.40	7.45	Nil	Electri.	Yes
10	Itee	Nil	36	48	84	41.00	11.60	17.45ac	Electri.	Yes
11	Kurtibaspur	Nil	4	3	7	30.00	2.50	Nil	Electri.	Yes
12	Nagira	3	195	241	436	107.00	4.00	20ac	No	Yes
13	Balibahal	Nil	86	94	180	43.75	13.60	10ac	Solar	Yes
14	Sibida	Nil	90	86	176	84.94	17.10	25ac	Electri.	Yes
15	Kadambinipur	Nil	52	54	106	113.35	9.50	60ac	Solar	Yes
16	Salei	Nil	180	179	359	86.65	45.15	Nil	No	Yes
17	Sandhar	Nil	143	120	263	32.00	32.00	Nil	No	Yes
18	Kaira	1	59	68	127	11.09	15.00	Nil	No	Yes
19	Jallha	1	25	23	48	36.08	4.80	Nil	No	Yes
20	Baradiha	Nil	37	58	95	62.95	8.70	20ac	No	Yes
21	Barunadihi	Nil	31	34	65	22.67	8.70	4ac	No	Yes
22	Rada	1	41	53	94	80.16	11.60	12ac	No	Yes
23	Tanugula	Nil	65	108	173	79.84	7.30	Nil	No	Yes
24	Khadaka	Nil	54	92	146	39.36	8.10	Nil	No	Yes
25	Rugudihi	2	36	35	71	60.67	22.00	20ac	Solar	Yes
26	Jamudiha	2	18	27	45	25.06	5.30ac	Nil	Electri.	Yes
	Total	12	1541	1799	3340	1727.11	319.82	309.45	13/26	26/26

PART –III (cont.)

Sl. No	Name of Village(s) / Hamlets(s)	School	Anganwadi Centre	Gyanmandir	Motorable Road	Shop	Market Centre	Sadarghara	Bamboo works	Dance Troupe
I	II	XII	XIII	XIV	XV	XVI	XVII	XVIII	XIX	XX
1	Duipani	1	1	1	No	2	No	Yes	No	No
2	Timi	1	No	1	Yes	1	No	Yes	No	No
3	Jamardih	2	1	No	Yes	5	Yes	No	No	No
4	Dudipani	2	1	1	Yes	1	No	No	Yes	No
5	Bhimkand	1	1	1	Yes	1	No	Disputed	Yes	No
6	Bandhabhuin	1	No	No	No	1	No	Disputed	Yes	No
7	Ganeswarpur	1	No	No	No	1	No	Yes	No	No
8	Pattamund	1	1	No	No	1	No	Yes	Yes	No
9	Siaria	1	1	No	Yes	1	No	Yes	No	No
10	Itee	2	1	No	Yes	4	Yes	No	Yes	No
11	Kurtibaspur	1	No	No	Yes	No	No	No	No	No
12	Nagira	1	1	No	Yes	2	No	No	No	No
13	Balibahal	1	1	No	Yes	No	No	Yes	No	No
14	Sibida	2	1	1	Yes	1	No	No	No	No
15	Kadambinipur	1	1	1	No	1	No	Yes	No	No
16	Salei	1	1	No	No	1	No	No	No	No
17	Sandhar	1	1	1	Yes	No	No	No	No	No
18	Kaira	1	1	1	No	1	No	Yes	No	No
19	Jallha	No	No	No	No	No	No	Yes	No	No
20	Baradiha	1	1	No	No	1	Yes	Yes	No	No
21	Barunadihi	No	1	1	No	1	No	No	No	No
22	Rada	1	1	No	No	No	No	Yes	No	No
23	Tanugula	1	1	No	No	1	No	No	No	No
24	Khadaka	1	1	No	No	1	No	No	No	No
25	Rugudihi	1	1	No	Yes	1	No	Yes	No	No
26	Jamudiha	1	No	No	No	1	No	No	No	No
	Total	24/26	20/26	9/26	12/16	21/26	4/26	12/26	5/26	0/26

Critical Infrastructure Gaps:

- All 26 villages have recorded revenue land.
- There are 12 houseless households.
- Families of 1 village have not been provided any land titles under Forest Rights Act.
- Cultivable lands of 12 villages have not been extended with irrigation facilities.
- Two villages have no primary schools, six villages have no Anganwadi Centers and 17 villages have no Gyanmandirs (Preprimary education facility). The literacy status among the Paudi Bhuiyan people is 51.33% and female literacy rate is 55.69% which is higher than male as well as total literacy rate.
- Out of the 26 villages of the Micro Project, 13 villages have not got electricity yet, out of these 3 villages are electrified by solar energy.
- Out of 26 villages, only 12 have connectivity (motorable roads), 14 villages are totally deprived of connectivity i.e, motorable roads.
- All the 26 villages have safe drinking water facilities.
- Market centers are conspicuously absent. Only 04 villages have market Centres in Micro Project areas. However, barring a few 5 villages all others have small shops. Paudi Bhuiyan people use to visit the nearby by Market centers by covering a distance which varies from 15 kms to 40 kms.
- 14 villages out of 26 have no Traditional Community Centers.
- There are as many as 85 SHGs (85 Women) who have opted financial assistance and skill enhancement for socio-economic development.

PART - IV

APPROACH OF THE ODISHA STATE GOVERNMENT IN BRIEF FOR THE DEVELOPMENT OF PBDA, JAMARDIHI PVTG DURING FIVE-YEAR PLAN (2015 to 2020)

Introduction:

As per the parameters of the revised guidelines of the scheme of development of Particularly Vulnerable Tribal groups [PVTGs] issued by the Ministry of Tribal Affairs, Govt of India and communicated by GoO, ST& SC Development Department vide letter No,9375/SSD dated 05.05.2015 ,It is required to prepare a Long Term Integrated Conservation –cum-Development plan for Five Years 2016-2021 for the 13 PVTGs of Odisha. The said revised scheme became operative with effect from 1st April, 2016. Thus the Govt of Odisha has adopted strategy and initiated formulation of the long term Integrated CCD Plans in respect of all the 13 PVTG in the locations of 17 Micro projects of Odisha with the following aim and objectives

Aim and objectives:

The PVTG s constitute the most vulnerable section among the tribal's and inhabit in isolated ,remote and difficult areas in small and scattered hamlets /settlements. The revised schemes aims at planning their socio-economic development in a comprehensive manner while retaining the culture and heritage of the community by adopting habitat development approach and intervening in all spheres' of their social and economic life so that a visible impact is made in improvement of thee quality of life,

Strategies; Micro Project can become model of growth for PVTGs:

The PVTGs are disadvantaged and the marginalized groups among the STs, who live in difficult geographical pockets. Thus 17 Micro Projects in 12 districts covering 20 part Blocks, including the Paudi Bhiyan Development Agency, Palhara Block, Angul District are functioning in Odisha state to take care of total development of PVTGs.

The Five-Year CCD plan of the said Micro Project, meant for the all sided development of Paudi Bhuiyan PVTG is designed in accordance with the principles of Panchasheels of Pt. Nehru, 1955. It highlights the need for implementation of all schemes and programmes at the hamlet level by preparing an integrated 5-Year PVTG Development Plan. This Micro Project is provisioned to be provided with **Rs.9331.57 lakh** during next five years basing on the suggestions of the revised scheme of PVTG development like Vanabadhu Kalyan Yojajana (VKY) of MOTA, GOI. Financial provision has been made for all hamlets/villages for a 5-year period (2016-21) taking into account the basic needs of the PVTG villages/hamlets and their populations and infrastructure development, identified by themselves through Gram Sabhas. It suggests flow of funds to make the Micro Project financially strong for creating permanent assets at hamlet level for increasing internal revenue generation by taking advantage of the MGNREGS, Article 275 (1), SCA to TSP and other sources like the Central and State sector schemes and programmes, and to implement schemes for drinking

water, sanitation, health, , construction of roads, lighting of roads as well as improvement of livelihood through agro-forestry programmes for sustainable income generation.

Strategies & Planning Process:

The CCD plan would follow the strategy and process of VKY. It aims at overall development of tribal people with an outcome-base approach, which would ensure that all the intended benefits goods and services to the tribal people through various programmes/schemes of Central and State Governments covered under the respective Tribal Sub-Plans actually reach them by way of appropriate convergence. It is envisaged to develop all the hamlets in the Micro Project as model villages with visible infrastructural facilities to further the mission development while ensuring the following:

- I. Emphasis on quality education & higher education.
- II. Accelerated economic development of tribal areas through qualitative and sustainable employment
- III. Housing and health for all.
- IV. Safe drinking water for all at doorsteps
- V. Irrigation facilities suited to the terrain.
- VI. All weather roads with connectivity to GP and Micro Project headquarters.
- VII. Availability of electricity or solar lights at villages.
- VIII. Full-bodied institutional mechanism to facilitate and ensure sustainable development
- IX. Promotion of sports and conservation of PVTG Cultural Heritage.

The strategy aims at focusing development measures priorities in the most inaccessible village.

As per the prescription of PESA, the decentralized planning programme, i.e. village-level plan (Ama Gaon-Ama Yojana) through the consent of the Gramsabhas, was made by September, 2015 for fostering rapid economic growth and social justice. Apart from basic amenities, issues like management of natural resources, education, health, agriculture and social security have been included in the village plans. While one year plan will ensure short-term development, five-year plans will help achieve long-term goals. It suggests a process of addressing the socio-economic grievances like livelihood concerns and social insecurities of PVTG populations to usher in development in the tribal areas and improve the living conditions of populations in hilly and forest terrains. The other steps are to upgrade communications and transport infrastructure in areas to end the isolation of some PVTG hamlets, investing in health and education infrastructure, increasing employment opportunities, and raising the quality of life in tribal areas, CCD tried strategic cooperation of Odisha Govt. line departments, financially and technically. It invites convergence of all schemes and programmes as detailed below.

2. **Socio-economics development:**

- (a) Education:-Eradicating poverty is the top priority for the PVTG. The plan suggests programs empower the poor through Education. Education and skill development are priority areas to be addressed through the central sector scheme of setting up of educational complexes for spread of Literacy among the ST in low literacy pockets.

As the Paudi Bhuiyan PVTG is identified with low literacy rate and they are educationally very backward. Hence creation and operation of residential educational complex with hostels for Boys and Girls is suggested in order to ensure 100% physical enrollment in a campaign mode. In addition to this there is in existence one Educational complex operating for the PVTG girls in the Micro Project area, focus would be on the establishment of Residential educational institutions.

(b) Connectivity:

- It is focused on providing connectivity in tribal areas, which would include physical connectivity as well as telecommunication connectivity. As far as possible to ensure communication facility to the people, all weather roads and bridges would be constructed. All the villages/hamlets of the Micro Project should be connected by Pucca/CC road.
- The plan suggests extending connectivity to all the deprived villages and hamlets through the schemes like Mukhya Mantri Sadak Yojana (MMSY) and Pradhanmantri Gram Sadak Yojana (PMGSY) through Rural Development Department.

(c) Housing:

- All the houseless PVTG families are projected to be covered under Biju Pucca Ghar and Indira Awas Yojana (IAY) housing scheme. While constructing the houses for the Paudi Bhuiyan their traditional architecture pattern would be followed.

(d) Drinking water & sanitary facility:

- All the identified Paudi Bhuiyan hamlets/villages, lacking safe drinking water facilities, would be covered with such facilities by tapping the natural water sources, tube well and pipe water through gravitational flow of water. For this programme fund flow would be shared by CCD and RWSS Dept. prioritizing the Solar water system.

(e) Electricity:

- Electricity supply to all the tribal areas/villages/hamlets/settlements to be ensured with emphasis on off-grid solar power along with provision of maintenance. The devices installed outside should be watched by the villagers and it should be covered with strong metal frame to protect them from theft. The programme is proposed to be done with supports of schemes like Biju Gramya Jyoti for village and Kutira Jyoti for individual households.

(f) Health and Nutrition:-

- Undertaking health surveys of PVTG including issuing health cards to them indicating their health status especially with respect to sickle-cell anemia (100% screening), providing funds for emergency and specific needs, training for paramedics amongst the people, medicated mosquito nets to control malaria. 100% health facility coverage of pregnant mothers and immunization of children and also to supplement protein for nutrition would be additional. Extensive tests for Sickle Cell Anemia, both disease and traits, would be conducted among the Paudi Bhuiyan children covering all educational institutions including Gyanmandirs/Educational Complexes. All the affected children will be sensitized about the disease, its testing protocol, and counseling of the patients and parents through community mobilization with financial and technical supports from UNICEF and Health department, respectively. Women and Child Development Department with support from Health and family Welfare Department would host the nutrition, supplementary feeding and immunization programmes for the PVTG.

(g) Livelihood Improvement /Income Generation:

- Institutional mechanism proposed to be evolved for development of vermin-compost and organic farming for growing traditional crops including millets, maize, green vegetables etc. The practice of development of kitchen garden with species like drumstick, papaya, citrus, banana, guava, etc. along with vegetable intercropping and its use in the residential schools as well in the backyard of individual PVTG would be encouraged to help nutritional supplement. Agriculture and Horticulture depts. would extend technical supports for these programmes as per their approved financial norm.
- 815 PVTG families have been provided with land under FRA 2006 have been provisioned for land development under MGNRGS along with organic farming for Turmeric and zinger cultivation.
- Besides, goat rearing and Dairy would be promoted through women SHGs under CCD.

(h) Irrigation:

- Irrigation facilities are suggested to be extended to the entire agricultural field, and horticulture plantation patches through lift irrigation and small irrigation projects. Water harvesting structures, cross bunds and diversion- wire would be

constructed along with extension of canal to provide Irrigation facilities to the cultivable fields/orchards. Under irrigation management, tanks would be constructed under MGNREGA.

(i) Protection of traditional knowledge and Culture:

Promotion of tribal tourism by identifying a heritage village in the Micro Project area and setting up of a PVTG Museum and open air platform and development of tourist sites, like waterfalls and streaking facilities. As a component of the museum movement, the so called Museum would be linked with the Tribal Museum at SCSTRTI, Bhubaneswar for sharing the arts and crafts products and technical expertise for promotion and preservation of antiques. A selected group of PVTG youths will be trained as Tourist Guides to promote tribal tourism and management of PVTG Museum and Craft villages in the Micro Project area.

- The agro-forest based economic activities in the hills are difficult tasks that require coordination of people in a co-operative spirit. The practices of traditional ‘labour cooperatives’, working together in each other’s agricultural field, collection of MFPs would be put as a development input in all the labour-based economic activities for accomplishing the difficult task, up in the hill farming and foraging. Therefore, the plan suggests strengthening of SHGs, traditional labour cooperatives, and construction of Multi-Purpose Community Centre.
- Traditional festivals to conserve and promote cultural heritage; contemporizing tribal art forms will be developed as source of livelihood. Culture and sports including tribal traditional games are planned to be promoted with technical support from ATLC.

(j) Social Security:

- All the old age, disabled, lone PVTG households will be covered under different social security schemes like NOAP / SOAP, ODP, Antodaya, National Food Security Scheme to provide them protection and food security. All the Heads of Paudi Bhuiyan will be covered under Janashree Bima Yojana.

(k) Institutional Mechanism:

- Under this new initiative, one Anthropologist, one Jr. Engineer, Junior Horticulture Officer/Junior Agriculture Officer, Multi-Purpose Workers etc. have been provisioned to be engaged through the CCD Plan to extend support, expertise, monitor and supervise the implementation of programmes meant for the PVTG.

PART – V

i. SOCI-ECONOMIC FEATURES OF PAUDI BHUIYAN PVTG

Brief Profile of – Paudi Bhuiyan (Basic features & life style)	Main Occupation and Source (s) of Income
IX	X
<ul style="list-style-type: none"> • A Hill dwelling section of the Bhuiyan tribe. • Inhabit the bhuiyan pirhas of Keonjhar, Sundergarh, Deogarh and Angul districts. • Speak Oriya as their mother tongue. • Known basically as Shifting Cultivators and depend on forest produce. • Have youth dormitory and community center <i>Darbar</i> in the village. • Tradition loving community, the cooperative body of traditional village council still effective. • Worship Dharama debata, sun God, Basuki mata, Earth goddess and nature. • Organized into territorial clan groups. • Follow clan exogamy, marriage by capture ghicha is most common. • Scattered settlements. • Three Micro Projects established for them in Odisha and PBDA jamardihi is one of them situated between the Nagara hill ranges of Angul district at an altitude ranging from 500 to 2350 above sea level covering a geographical area of 188 Sq.km. 	<p style="text-align: center;">Main Occupation</p> <ul style="list-style-type: none"> • Settled cultivation • Shifting cultivation • Wage earning • Horticulture <p style="text-align: center;">Sources of income</p> <ul style="list-style-type: none"> • Settled cultivation-Paddy, Maize, Pulses, Vegetables, oil seeds, Banana, Sugar cane, Spices(Ginger & Turmeric) • Shifting cultivation- Nizer, Blackgram, Ragi, Jawar • Minor forest produce-yam, Hill broom, Siali fibre.

PART – V

ii. PROBLEMS OF PAUDI BHUIYAN PVTG AND PRIORITIES FOR FIVE YEAR PLAN (2016-17 to 2020-21)

Major Problems being faced by Paudi Bhuiyan PVTG	Development Priorities for Paudi Bhuiyan PVTG
<ul style="list-style-type: none"> • Health Endemic Malaria, Skin disease and malnutrition are the main health hazards. Medical Facility are not available in PBDA hill area • Education: - The rate of literacy is 51.33% which is very less than the state average. The enrollment is very low. Absenteeism is profound due to various reasons mostly due to hardship in reaching schools passing through difficult terrain and inadequacy in educational establishments. To address this, 250 seated girl educational complex has been set up. And one boys institution is proposed. • Housing:- The Houses constructed are of narria tiles with deep maroon coloring. Its construction lacks ventilation. The houses are not strong and are susceptible to weather deprecation. • Connectivity:- All the habitations have not been covered under all weather road, which poses as hindrance to rapid all round developments. • Agricultural Practice: - Irrigation facility is not adequately available resulting in drought like situation. Method of cultivation is primitive very far from advanced technology. • Income Generation: - The Paudi Bhuiyan populations are habitants of the reserve forest area. Hence they mostly depend on MFP produce for their livelihood. They follow a very primitive means of agriculture. Market linkages & communication is a pressing problem leading to exploitation and distress selling. • Culture: The present modern day culture is having a strong impact on the PVTG population which is eroding their individual specific culture. • Ecology: The Climate is rapidly undergoing change due to gradual loss of forest cover endangering their traditional dependency on forest produce. 	<ul style="list-style-type: none"> • Connectivity:-There is a requirement of CC Roads, BT Roads ,Culverts and Bridges. • Electrification:-Out of 26 villages 13 nos of villages have electricity facility rest 13 nos of villages have not been provided with Electricity connection. • Education:- Establishment of boys Education Complex and construction of 4 nos of Gyana mandir is a priority. Along with support for the teaching staff and other associated support • Housing : - 765 no's of Households has been provided with housing support out of 1625 total 1 household for Rs 50,000.00. Now for 860 no of Households need housing support. • Irrigation:- There is a requirement to take up more nos of WHS, Deep Bore well, Concrete Canal , Ponds . • Drinking Water:- safe drinking water availability is a challenge hence, drinking water through Solar system is a necessity. • Protection of Culture & Tradition:- As the tribal tradition is gradually being erased there is necessity to preserve their traditional culture. • Horticulture:- There is a requirement for creation of fruit Orchard for Mango, Cashew, Orange ,Lemon and water melon saplings. • Income Generation:- Support for Micro Enterprise units is a requirement to enable self sufficiency of Women SHGs.

PART - VI

CCD Plan for Paudi Bhuiyan, Jamardihi, Angul

Based on Priorities indicated in Part-V)

Sl. No	Year	Sectors	Sub-sectors	Annual Works Proposed (along with rates)	Name of Village / Hamlet where the proposed works is to be undertaken	Unit Cost. In Lakh	Quantity (Where applicable) In Numbers, In Ac, In Mtrs	Financial Target (Rs. In lakhs)	No. of PVTG Beneficiaies (Male & Female Separately where feasible)			Implementing Agency (State Govt./ UT Admb./ NGO)	Funding Source
									Total	Male	Female		
I	II	III	IV	V	VI	VII	VIII	IX	X	XI	XII	XIII	XIV
1	2016-17	Social Sector	Education	Const. of Comound Wall at Boys Education Complex, Sibida	Sibida	5.00	400mtrs	20.00	250	250	-	PBDA	CCD
2	2016-17			Const. of Staff Quarter at Education Complex, Sibida	Sibida	10.00	2	20.00	250	250	-	PBDA	CCD
3	2016-17			Const. of Kitchen with Dining Hall at Education Complex, Sibida	Sibida	16.59	1	16.59	250	250	-	PBDA	CCD
4	2016-17			Const. of Hostel Building in Old PSHs Bandhabhuin Kanyashram	Bandhabhuin	4.00	1	4.00	650	-	650	PBDA	CCD
5	2016-17			Repair of Class room at Baradihi Primary School	Baradihi	2.00	1	2.00	51	30	21	PBDA	CCD
6	2016-17			Construction of Gyanamandir -cum-Knowledge Centre	Jamardihi	7.50	1	7.50	144	144/B	F	PBDA	CCD
7	2016-17			Const. of School Boundary Wall at Nagira	Nagira	5.00	100mtrs	5.00	143	143/B	F	PBDA	CCD
8	2016-17			Girls Education complex,Sibida Expenditure Teacher Salary(7600/-x12x5)		0.076	5	0.96	5	3	2	PBDA	CCD
9	2016-17			Education complex,Sibida Expenditure Accountant-1(7000/-x12x1)	Sibida	0.07	1	0.42					CCD
10	2016-17			CCA(5780/-x12x5)	Sibida	0.0578	5	2.57	5	3	2	PBDA	CCD
11	2016-17			Peon(5780/-x12x2)	Sibida	0.0578	2	1.03	2	1	1	PBDA	CCD
12	2016-17			Watchman(5780/-x12x2)	Sibida	0.0578	2	1.03	1	1		PBDA	CCD
13	2016-17			Helper(5000/-x12x2)	Sibida	0.05	2	0.89	2	-	2	PBDA	CCD

Sl. No	Year	Sectors	Sub-sectors	Annual Works Proposed (along with rates)	Name of Village / Hamlet where the proposed works is to be undertaken	Unit Cost. In Lakh	Quantity (Where applicable) In Numbers, In Ac, In Mtrs	Financial Target (Rs. In lakhs)	No. of PVTG Beneficiaies (Male & Female Separately where feasible)			Implementing Agency (State Govt./ UT Admb./ NGO)	Funding Source
									Total	Male	Femal e		
I	II	III	IV	V	VI	VII	VIII	IX	X	XI	XII	XIII	XIV
14	2016-17			Sweeper(5000/-x12x2)	Sibida	0.05	1	0.89	1	-	1	PBDA	CCD
15	2016-17			Renumeration for Computer Teacher Education Complex, Sibida	Sibida	0.06	1	0.72	1	-		PBDA	CCD
16	2016-17			Sub-total				83.59					
17	2016-17		Health & Nutrition	Rembrusements of medical bills of PTGs[In Nos]	26 Villages	0.25	26	6.50	6506	3274	3232	PBDA	CCD
18	2016-17			Health Camps[In Nos]	26 Villages	0.2	26	5.20	6506	3274	3232	H&FW	CCD
19	2016-17			Yearly Sickle Cell Screening of all children (0-14Years)	26 Villages	0.001	300	0.30				Micro Project	CCD
20	2016-17			Supply of Musquito nets in Sibida EC, Sibida	1 School	0.00150	250	0.38	250	-	250	Micro Project	CCD
21	2016-17			Health Camps at EC, Sibida	10nos	0.10	250	1.00	250			Micro Project	CCD
22	2016-17			Purchase of RO, water filter for EC, Sibida	3nos	0.20	250	0.60	250			Micro Project	CCD
23	2016-17			Health related Workshop	8nos	0.01	158	1.59	118			Micro Project	CCD
24	2016-17			Sub-total				15.56					
25	2016-17		Drinking Water & Sanitation										
26	2016-17			Sub-total				0.00					
27	2016-17	Total						99.15					

Sl. No	Year	Sectors	Sub-sectors	Annual Works Proposed (along with rates)	Name of Village / Hamlet where the proposed works is to be undertaken	Unit Cost. In Lakh	Quantity (Where applicable) In Numbers, In Ac, In Mtrs	Financial Target (Rs. In lakhs)	No. of PVTG Beneficiaies (Male & Female Separately where feasible)			Implementing Agency (State Govt./ UT Admb./ NGO)	Funding Source
									Total	Male	Female		
I	II	III	IV	V	VI	VII	VIII	IX	X	XI	XII	XIII	XIV
28	2016-17	Infrastructure	Housing	Repair of School roof at Salei, Baradihi AWC, Baradihi Community Centre, Khadaka AWC, Sandahar AWC, Rada Community Centre, Tanugula School, Kadamdihi Community Centre.[In Nos]	Repair of School roof at Salei, Baradihi AWC, Baradihi Community Centre, Khadaka AWC, Sandahar AWC, Rada Community Centre, Tanugula School, Kadamdihi Community Centre.	1.7	8	13.44	450	450/B F		PBDA	CCD
29	2016-17			Sub-total				13.44					
30	2016-17		Connectivity	Const. of CC road from Main road to Giri Sahi road Reach-I	Nagira	5.00	100mtrs	5.00	43	43/B F		PBDA	CCD
31	2016-17			Const. of CC road from Main road to Giri Sahi road Reach-II	Nagira	5.00	100mtrs	5.00	43	43/B F		PBDA	CCD
32	2016-17			Const. of CC road from Satya Julundi Home to Samal Behera HomeReach-I	Jamardihi	5.00	100Mtrs	5.00	144	144/B F		PBDA	CCD
33	2016-17			Const. of CC road from Satya Julundi Home to Samal Behera HomeReach-II	Jamardihi	5.00	100Mtrs	5.00	144	144/B F		PBDA	CCD

Sl. No	Year	Sectors	Sub-sectors	Annual Works Proposed (along with rates)	Name of Village / Hamlet where the proposed works is to be undertaken	Unit Cost. In Lakh	Quantity (Where applicable) In Numbers, In Ac, In Mtrs	Financial Target (Rs. In lakhs)	No. of PVTG Beneficiaies (Male & Female Separately where feasible)			Implementing Agency (State Govt./ UT Admb./ NGO)	Funding Source
									Total	Male	Femal e		
I	II	III	IV	V	VI	VII	VIII	IX	X	XI	XII	XIII	XIV
34	2016-17			Const. of CC road from Kadamdaha to Kadadiha	Jamudiha	5.00	200Mtrs	9.73	32	32/B F		PBDA	CCD
35	2016-17			Sub-total				29.73					
36	2016-17		Electrification	Supply of Solar electric lamp to individual BPL house hold of 4 GP of Micro Project, Jamardihi[In 200Nos]	Bandhabhu in GP, Seegarh, Pechamundi, Saida GP	0.05	200	10.00	200	200/B F		OREDA/ PBDA	CCD
37	2016-17			Repair of Solar electrification at Sibida[In 140Nos]	Sibida	0.005	140	0.68	144	144/B F		OREDA/ PBDA	CCD
38	2016-17			Sub-total				10.68					
39	2016-17	Total						53.85					
40	2016-17	Sustainable Livelihood Project	Irrigation	Renovation of Kurtibaspur Pond at Kurtibaspur [In 1Nos]	Kurtipasupur	2.00	1	2.00	6	6/BF		PBDA	CCD
41	2016-17			Const. of Jantagoda Dam Project	Nagira	20.00	1	20.00	143	143/B F		PBDA	CCD
42	2016-17			Const. of CC Canal of Balipani Nala Canal at Namgaon[In 200Mtrs]	Nagira	5.00	200Mtrs	8.21	37	37/B F		PBDA	CCD
43	2016-17			Const. of CC canal at Sibida to Education Complex Reach-I	Sibida	5.00	80Mtrs	4.00	144	144/B F		PBDA	CCD
44	2016-17			Const. of CC canal at Sibida to Education Complex Reach-II	Sibida	5.00	80Mtrs	4.00	144	144/B F		PBDA	CCD
45	2016-17			Renovation of Purnapani Pond at Jamardihi	Jamardihi	2.00	1	2.00	144	144/B F		PBDA	CCD
46	2016-17			Const. of CC Canal at Kathakadali Nala In 100mtr	Jamudiha	5.00	100Mtrs	5.00	32	32/B F		PBDA	CCD
47	2016-17			Sub-total				45.21					

Sl. No	Year	Sectors	Sub-sectors	Annual Works Proposed (along with rates)	Name of Village / Hamlet where the proposed works is to be undertaken	Unit Cost. In Lakh	Quantity (Where applicable) In Numbers, In Ac, In Mtrs	Financial Target (Rs. In lakhs)	No. of PVTG Beneficiaries (Male & Female Separately where feasible)			Implementing Agency (State Govt./ UT Admb./ NGO)	Funding Source
									Total	Male	Female		
I	II	III	IV	V	VI	VII	VIII	IX	X	XI	XII	XIII	XIV
48	2016-17		Land Development										
49	2016-17			Sub-total				0.00					
50	2016-17		Agriculture										
51	2016-17			Sub-total				0.00					
52	2016-17		Horticulture										
53	2016-17			Sub-Total				0.00					
54	2016-17		Animal Husbandry	Supply of Plough Bullock [IN Nos]	Jamardihi 10nos, Bhimkand 3nos, Bandhabhu in 2nos, Pattamund 5nos, Duipani 10nos	0.25	30	7.50	30	30/B F		PBDA	CCD
55	2016-17			Sub-total				7.50					
56	2016-17		Market Link	Const. of Drying Yard at Sibida	Sibida	3.20	1	3.20	84	84/B F		PBDA	CCD
57	2016-17			Sub-total				3.20				PBDA	
58	2016-17		Social Security	AABY	26 villages	0.00100	1625	1.63	1625	1625/BF		PBDA	CCD
59	2016-17			Sub-total				1.63				PBDA	
60	2016-17		Promotion of SHG	Micro Credit support to SHG for Mushroom cultivation [In nos]	26 villages	0.10	40	4.02	400	400/B F		PBDA	CCD
61	2016-17			Sub-total				4.02					
62	2016-17		Total					61.56					

Sl. No	Year	Sectors	Sub-sectors	Annual Works Proposed (along with rates)	Name of Village / Hamlet where the proposed works is to be undertaken	Unit Cost. In Lakh	Quantity (Where applicable) In Numbers, In Ac, In Mtrs	Financial Target (Rs. In lakhs)	No. of PVTG Beneficiaries (Male & Female Separately where feasible)			Implementing Agency (State Govt./ UT Admb./ NGO)	Funding Source
									Total	Male	Female		
I	II	III	IV	V	VI	VII	VIII	IX	X	XI	XII	XIII	XIV
63	2016-17	Conservation of Culture		Const. of Museum & cultural centre at Jamardihi [In Nos]	Jamardihi	45.00	1	45.00	144	144/B F		PBDA	CCD
64	2016-17			Internal Decoration of the Museum	Jamardihi	30.00	1	30.00				PBDA	CCD
65	2016-17			Supply of costumes for dance & musical instrument	Rada	5.00	1	5.00				PBDA	CCD
66	2016-17			Sponsoring of cultural troupes for participation at District/State/National programme		10.00	1	10.00				PBDA	CCD
67	2016-17			Exposure visit to other Micro project area		2.00	1	2.00				PBDA	CCD
68	2016-17			Development of folk literature (supplementary and its publication)		5.00	1	5.00				ATLC/SC STRTI	CCD
69	2016-17			Documentation of pristine culture electronic/print mode	Jamardihi	5.00	26 villages	5.00	1625	1625/ BF		PBDA/S CSTRTI	CCD
70	2016-17			Audio visual programme		5.00		5.00				PBDA/S CSTRTI	CCD
71	2016-17			Preservation and protection of sacred groove (5 villages in cluster)		2.00		2.00				PBDA	CCD
72	2016-17	Total						109.00					
73	2016-17	Capacity Building		Driving, Welding, Carpentry & Bamboo works training [In Nos]	26 villages	0.25	10	2.50	10	10/B F		PBDA	CCD
74	2016-17		Skill Development	Computer operation training [In Nos]	26 villages	0.25	20	5.00	20	20/B F		PBDA	CCD
75	2016-17			Tailoring & cloth embroidery training [In Nos]	26 villages	0.25	50	12.50	100	100/B F		PBDA	CCD
76	2016-17	Total						20.00					
77	2016-17			Remuneration of MPW @ 6000/- per month x 12 x 9 [In Nos]	26 Villages	0.72	9	1.08					CCD

Sl. No	Year	Sectors	Sub-sectors	Annual Works Proposed (along with rates)	Name of Village / Hamlet where the proposed works is to be undertaken	Unit Cost. In Lakh	Quantity (Where applicable) In Numbers, In Ac, In Mtrs	Financial Target (Rs. In lakhs)	No. of PVTG Beneficiaries (Male & Female Separately where feasible)			Implementing Agency (State Govt./ UT Admb./ NGO)	Funding Source	
									Total	Male	Female			
I	II	III	IV	V	VI	VII	VIII	IX	X	XI	XII	XIII	XIV	
78	2016-17	Project Management / NGO/Institutional Mechanism & Monitoring / IEC / Publication		Hire Charges for Field Visit [In Nos]		0.08	26	2.00	1625	26 Villages		PBDA	CCD	
79	2016-17			Computerized Documents work and Photography of developmental work [In Nos]	26 villages	0.50	1	0.50				PBDA	CCD	
80	2016-17				Misc Contingency, PBDA Office, Jamaradhi	PBDA, Office	2.00	1	2.00				PBDA	CCD
81	2016-17			Project management/Adminstrative charges				7.01				PBDA	CCD	
82	2016-17	Total						12.59						
83	2016-17	TOTAL							356.14					
1	2017-18	Social Sector	Education	Construction of Gyanamandir -cum-Knowledge Centre [In 550sqft]	Sibida	7.50	1	7.50	86	86/B F		PBDA	CCD	
2	2017-18			Construction of Gyanamandir-cum-Knowledge Centre[In 550sqft]	Pattamund	7.50	1	7.50	45	45/B F		PBDA	CCD	

Sl. No	Year	Sectors	Sub-sectors	Annual Works Proposed (along with rates)	Name of Village / Hamlet where the proposed works is to be undertaken	Unit Cost. In Lakh	Quantity (Where applicable) In Numbers, In Ac, In Mtrs	Financial Target (Rs. In lakhs)	No. of PVTG Beneficiaies (Male & Female Separately where feasible)			Implementing Agency (State Govt./ UT Admb./ NGO)	Funding Source
									Total	Male	Femal e		
I	II	III	IV	V	VI	VII	VIII	IX	X	XI	XII	XIII	XIV
3	2017-18			Non Recurring Expenditure of Boarders, Boys Education Complex	Sibida	0.12	100	12.00	100	100		PBDA	CCD
4	2017-18			Recurring Expenditure Boarders, Boys Education Complex	Sibida	0.0597	100	5.97	100	100		PBDA	CCD
5	2017-18			Repair of School & Const. of Boundry & Staff Quarter[In 3Nos] 550sqft	Baradihi	8.00	3	24.00	52	52/B F		PBDA	CCD
6	2017-18			Girls Education complex, Sibida Expenditure Teacher Salary(8360/-x12x5)	Sibida	0.0836	5	1.41					CCD
7	2017-18			Education complex, Shibida Expenditure Accountant-1(7700/-x12x1)	Sibida	0.077	1	0.50					CCD
8	2017-18			CCA(6358/-x12x5)	Sibida	0.06358	5	2.91					CCD
9	2017-18			Peon(6358/-x12x2)	Sibida	0.06358	2	1.17					CCD
10	2017-18			Watchman(6358/-x12x2)	Sibida	0.06358	2	1.17					CCD
11	2017-18			Helper(5500/-x12x2)	Sibida	0.0550	2	1.01					CCD
12	2017-18			Sweeper(5500/-x12x2)	Sibida	0.0550	2	1.01					CCD
13	2017-18			Boys Educational Complex, Bsc, B.Ed(PCM)	Sibida		1	1.62				PBDA	CCD
14	2017-18			B.A, B.Ed	Sibida		1	1.62				PBDA	CCD
15	2017-18			Bsc, B.Ed(CBZ)	Sibida		1	1.62				PBDA	CCD
16	2017-18			IA, CT	Sibida	1.12	2	2.24				PBDA	CCD
17	2017-18			Hindi/Sanskrit Teacher	Sibida	1.62	2	3.24				PBDA	CCD
18	2017-18			Matric CT	Sibida	0.91	3	2.74				PBDA	CCD
19	2017-18			PET	Sibida		1	0.92				PBDA	CCD

Sl. No	Year	Sectors	Sub-sectors	Annual Works Proposed (along with rates)	Name of Village / Hamlet where the proposed works is to be undertaken	Unit Cost. In Lakh	Quantity (Where applicable) In Numbers, In Ac, In Mtrs	Financial Target (Rs. In lakhs)	No. of PVTG Beneficiaies (Male & Female Separately where feasible)			Implementing Agency (State Govt./ UT Admb./ NGO)	Funding Source
									Total	Male	Femal e		
I	II	III	IV	V	VI	VII	VIII	IX	X	XI	XII	XIII	XIV
20	2017-18			Peon	Sibida		1	0.58				PBDA	CCD
21	2017-18			Attendant	Sibida		2	1.39				PBDA	CCD
22	2017-18			Helper	Sibida		2	1.00				PBDA	CCD
23	2017-18			CCA	Sibida		2	1.16				PBDA	CCD
24	2017-18			Jr.Clerk	Sibida		1	0.84				PBDA	CCD
25	2017-18			Education Complex, Sibida, Computer Teacher	Sibida	0.06	1nos	0.72	1	-		PBDA	CCD
26	2017-18			Sub-total				85.83					
27	2017-18		Health & Nutrition	Health Camps[In Nos]	26 Villages	0.20	26	5.20	6509	3274	3232	&FW/PBD	CCD
28	2017-18			Reimbrusment of medical bill[In Nos]	26 Villages	0.27	26	7.00	6509	3274	3232	PBDA	CCD
29	2017-18			Yearly Sickle Cell Screening of all children (0-14Years)[In Nos]	26Villages	0.001	500	0.50	500	250	250	Micro Project	CCD
30	2017-18			Sub-total				12.70					
31	2017-18		Drinking Water & Sanitation										
32	2017-18			Sub-total				0.00					
33	2017-18	Total						98.53					
34	2017-18	Infrastructure	Housing	Food Processing Unit at Dudipani	Dudipani	25.00	1	25.00	1625	1625/BF		PBDA/N TPC	CCD
35	2017-18			Construction of Community Centre-cum-Knowledge Centre [In 550sqft]	Barunadihi	7.50	1	7.50	33	33/B F		PBDA	CCD
36	2017-18			Construction of Community Centre-cum-Knowledge Centre [In 550sqft]	Baradihi & Silakala	7.50	1	7.50	52	52/B F		PBDA	CCD

Sl. No	Year	Sectors	Sub-sectors	Annual Works Proposed (along with rates)	Name of Village / Hamlet where the proposed works is to be undertaken	Unit Cost. In Lakh	Quantity (Where applicable) In Numbers, In Ac, In Mtrs	Financial Target (Rs. In lakhs)	No. of PVTG Beneficiaries (Male & Female Separately where feasible)			Implementing Agency (State Govt./ UT Admb./ NGO)	Funding Source
									Total	Male	Female		
I	II	III	IV	V	VI	VII	VIII	IX	X	XI	XII	XIII	XIV
37	2017-18			Construction of MPW Quarter [In 550sqft]	Baradihi	7.50	1	7.50	52	52/B F		PBDA	CCD
38	2017-18			Construction of Community Centre-cum-Knowledge Centre [In Nos]	Sibida	7.50	1	7.50	86	86/B F		PBDA	CCD
39	2017-18			Repair of Community Centre -cum-Knowledge Centre [In Nos]	Nagira	1.50	1	1.50	143	143/B F		PBDA	CCD
40	2017-18			Const. of New office Building at PBDA, Jamardihi [1200sqft]	Jamardihi	0.015	1	18.00	1625	1625/ BF		PBDA	CCD
41	2017-18			Const. of Staff Building at PBDA, Jamardihi & Boundary Wall [In 1250sqft]	Jamardihi	0.015	2	20.00	1625	1625/ BF		PBDA	CCD
42	2017-18			Construction of Community Center[In 550sqft]	Jamudiha	7.50	1	7.50	32	32/B F		PBDA	CCD
43	2017-18			Sub-total				102.00					
44	2017-18		Connectivity	Const. of CC Road from Patra Phadi to Tala Sahi at Pattamund[In 500Mtrs]	Pattamund	5.00	500mtrs	25.00	45	45/B F		PBDA	CCD
45	2017-18			Const. of CC Road from Village Middle Kulha Sahi Tentuli Gachha to Chaunria Pond at Pattamund[In 500Mtrs]	Pattamund	5.00	500mtrs	25.00	45	45/B F		PBDA	CCD
46	2017-18			Const. of CC road from Rugudihi Sahi Kendhumula Chhaka to Dina Behera Home[In 500Mtrs]	Dudipani	5.00	500mtrs	25.00	118	118/B F		PBDA	CCD
47	2017-18			Const. of CC road from Biswanath Nayak Home to Prabasi Behera Home[In 500Mtrs]	Dudipani	5.00	500mtrs	25.00	118	118/B F		PBDA	CCD
48	2017-18			Const. of CC road from Dudipani Pry. School to Bhimkand Chhaka[In 3000Mtrs]	Dudipani	5.00	3000mtrs	150.00	200	200/B F		PBDA	CCD
49	2017-18			Const. of Bridge of Gauda Pahada Nala [In Nos]	Barunadihi	3.50	1	3.50	33	33/B F		PBDA	CCD

Sl. No	Year	Sectors	Sub-sectors	Annual Works Proposed (along with rates)	Name of Village / Hamlet where the proposed works is to be undertaken	Unit Cost. In Lakh	Quantity (Where applicable) In Numbers, In Ac, In Mtrs	Financial Target (Rs. In lakhs)	No. of PVTG Beneficiaries (Male & Female Separately where feasible)			Implementing Agency (State Govt./ UT Admb./ NGO)	Funding Source
									Total	Male	Female		
I	II	III	IV	V	VI	VII	VIII	IX	X	XI	XII	XIII	XIV
50	2017-18			Const. of Bridge of Bainga Nala [In Nos]	Barunadihi	3.50	1	3.50	33	33/B F		PBDA	CCD
51	2017-18			Const. of CC road from Ranima Chhaka to Tunka Sahi[In 1000Mtrs]	Barunadihi	5.00	1000mtrs	50.00	33	33/B F		PBDA	CCD
52	2017-18			Const. of CC road from Baradihi to Barunadihi[In1000 Mtrs]	Barunadihi	5.00	1000mtrs	50.00	33	33/B F		PBDA	CCD
53	2017-18			Const. of CC road from Ranima Mund to Pacheri Ghat[In 1500Mtrs]	Baradihi	5.00	1500mtrs	75.00	53	53/B F		PBDA	CCD
54	2017-18			Const. of Bridge at Pacheri Ghat[In Nos]	Baradihi	20.00	1	20.00	53	53/B F		PBDA	CCD
55	2017-18			Const. of Bridge at Dalama Nala [In Nos]	Baradihi	5.00	1	5.00	53	53/B F		PBDA	CCD
56	2017-18			Const. of Bridge at Chakunda Mund[In Nos]	Baradihi	5.00	1	5.00	53	53/B F		PBDA	CCD
57	2017-18			Repair of CC road from Baradiha Hatapada to Silakala Nala[In 200 Mtrs]	Baradihi	5.00	200mtrs	10.00	53	53/B F		PBDA	CCD
58	2017-18			Const. of CC road from Pradhan Manti road Chhak to Education Complex, Sibida[In300 Mtrs]	Sibida	5.00	300mtrs	15.00	500	500/B F		PBDA	CCD
59	2017-18			Const. of CC road from Sibida Gram Mandap to Pry. School[In200 Mtrs]	Sibida	5.00	200mtrs	10.00	81	81/B F		PBDA	CCD
60	2017-18			Const. of CC road from Middle village to Tala Sahi[In200Mtrs]	Sibida	5.00	200mtrs	10.00	81	81/B F		PBDA	CCD
61	2017-18			Const. of Morrur road from Sibida Education Complex to Taramakanta[In 2000Mtrs]	Sibida	8.00	1	16.00	81	81/B F		PBDA	CCD
62	2017-18			Const. of CC Khala/Drying yard[In nos]	Sihida	5.00	2	10.00	81	81/B F		PBDA	CCD

Sl. No	Year	Sectors	Sub-sectors	Annual Works Proposed (along with rates)	Name of Village / Hamlet where the proposed works is to be undertaken	Unit Cost. In Lakh	Quantity (Where applicable) In Numbers, In Ac, In Mtrs	Financial Target (Rs. In lakhs)	No. of PVTG Beneficiaies (Male & Female Separately where feasible)			Implementing Agency (State Govt./ UT Admb./ NGO)	Funding Source
									Total	Male	Female		
I	II	III	IV	V	VI	VII	VIII	IX	X	XI	XII	XIII	XIV
63	2017-18			Const. of Bridge of Gauda Pahada Nala	Barunadihi	10.00	1	10.00	33	33/B F		PBDA	CCD
64	2017-18			Const. of Bridge of Bainga Nala	Barunadihi	10.00	1	10.00	33	33/B F		PBDA	CCD
65	2017-18			Const. of CC road from Main road to Giri Sahi road [In 400mtrs]	Nagira	5.00	400mtrs	20.00	43	43/B F		PBDA	CCD
66	2017-18			Const. of CC road from Panchayat Chhak to Badam Sahi road Reach-I	Nagira	5.00	100mtrs	5.00	51	51/B F		PBDA	CCD
67	2017-18			Const. of CC road from Panchayat Chhak to Badam Sahi road Reach-II	Nagira	5.00	100mtrs	5.00	51	51/B F		PBDA	CCD
68	2017-18			Const. of CC road from Main road to Munda Sahi [In 400mtrs]	Nagira	5.00	400mtrs	20.00	63	63/B F		PBDA	CCD
69	2017-18			Const. of CC road from Mandira Shahi to Upara Sahi [In 400mtrs]	Nagira	5.00	400mtrs	10.00	35	35/B F		PBDA	CCD
70	2017-18			Const. of CC road from Panchayat Chhak to Pradhan Sahi Reach-I	Nagira	5.00	100mtrs	5.00	36	36/B F		PBDA	CCD
71	2017-18			Const. of CC road from Panchayat Chhak to Pradhan Sahi Reach-II	Nagira	5.00	100mtrs	5.00	36	36/B F		PBDA	CCD
72	2017-18			Improvement of Moram road from Nagira Village to Bada Nala [In 500Mtrs]	Nagira	8.00	500mtrs	4.00	80	80/B F		PBDA	CCD
73	2017-18			Improvement of road at Garjankhol road [In 2500Mtrs]	Nagira	8.00	2500mtrs	20.00	143	143/B F		PBDA	CCD
74	2017-18			Const. of CC Khala/Drying yard	Nagira	5.00	1	5.00	143	143/B F		PBDA	CCD
75	2017-18			Const. of Murum road from Darabar to Shankhuadihi at Namagaon [In750Mtrs]	Nagira	8.00	750mtrs	6.00	37	37/B F		PBDA	CCD
76	2017-18			Const. of CC road at Upara Sahi Sukuta Mantri House [In1000Mtrs]	Jamardihi	5.00	1000mtrs	50.00	144	144/B F		PBDA	CCD

Sl. No	Year	Sectors	Sub-sectors	Annual Works Proposed (along with rates)	Name of Village / Hamlet where the proposed works is to be undertaken	Unit Cost. In Lakh	Quantity (Where applicable) In Numbers, In Ac, In Mtrs	Financial Target (Rs. In lakhs)	No. of PVTG Beneficiaies (Male & Female Separately where feasible)			Implementing Agency (State Govt./ UT Admb./ NGO)	Funding Source
									Total	Male	Femal e		
I	II	III	IV	V	VI	VII	VIII	IX	X	XI	XII	XIII	XIV
77	2017-18			Const. of CC road from Satya Julundi Home to Samal Behera Home [In300Mtrs]	Jamardihi	5.00	300mtrs	15.00	144	144/B F		PBDA	CCD
78	2017-18			Const. of CC road from Bishnu Behera Home to Kadamba Mula Chhaka [In 500Mtrs]	Jamardihi	5.00	500mtrs	25.00	144	144/B F		PBDA	CCD
79	2017-18			Const. of CC Khala/Drying yard	Jamudiha	5.00	1	5.00	32	32/B F		PBDA	CCD
80	2017-18			Const. of CC road from Jamudiha School to Nadi Reach-I	Jamudiha	5.00	100mtrs	5.00	32	32/B F		PBDA	CCD
81	2017-18			Const. of CC road from Jamudiha School to Nadi Reach-II	Jamudiha	5.00	100mtrs	5.00	32	32/B F		PBDA	CCD
82	2017-18			Const. of CC road from Baishakhu Dhangad to Nadi Reach-I	Jamudiha	5.00	100mtrs	5.00	32	32/B F		PBDA	CCD
83	2017-18			Const. of CC road from Baishakhu Dhangad to Nadi Reach-II	Jamudiha	5.00	100mtrs	5.00	32	32/B F		PBDA	CCD
84	2017-18			Const. of Morrum & Culvert at Jamudiha Tala road	Jamudiha	7.50	1	7.50	32	32/B F		PBDA	CCD
85	2017-18			Sub-total				780.50					
86	2017-18		Electrification	Solar electrification of 33 beneficiaries at Barunadihi	Barunadihi	0.10	33	3.30	33	33/B F		OREDA	CCD
87	2017-18			Solar electrification of 52 beneficiaries at Baradihi	Baradihi	0.10	52	5.20	52	52/B F		OREDA	CCD
88	2017-18			Provision of solar street light to Girls educational complex	Sibida	0.5	20	10.00	250		250/B F	OREDA/ PBDA	CCD
89	2017-18			Sub-total				18.50					
90	2017-18		Total					901.00					
91	2017-18	Sustainable Livelihood Project	Irrigation	Construction of CC Canal at Pattamund	Pattamund	5.00	500mtrs	25.00	45	45/B F		PBDA	CCD
92	2017-18			Const. of CC wall Chaunria Pond at Pattamund	Pattamund	20.00	400mtrs	20.00	45	45/B F		PBDA	CCD

Sl. No	Year	Sectors	Sub-sectors	Annual Works Proposed (along with rates)	Name of Village / Hamlet where the proposed works is to be undertaken	Unit Cost. In Lakh	Quantity (Where applicable) In Numbers, In Ac, In Mtrs	Financial Target (Rs. In lakhs)	No. of PVTG Beneficiaies (Male & Female Separately where feasible)			Implementing Agency (State Govt./ UT Admb./ NGO)	Funding Source
									Total	Male	Female		
I	II	III	IV	V	VI	VII	VIII	IX	X	XI	XII	XIII	XIV
93	2017-18			Const. of New Pond at Pattamund	Pattamund	5.00	30mx30m x30m	5.00	45	45/B F		PBDA	CCD
94	2017-18			Repair of Khali Munda Cross Bond Project	Dudipani	5.00	1	5.00	118	118/B F		PBDA	CCD
95	2017-18			Const. of Mudi Pindhani Nala Project	Dudipani	20.00	10.00m	20.00	118	118/B F		PBDA	CCD
96	2017-18			Const. of Kakharua Nala of Kudhei Dahar Cross Bond Project	Dudipani	50.00	20.00m	50.00	280	280/B F		PBDA	CCD
97	2017-18			Repair of Kalachua Cross Bond Project	Dudipani	10.00	5.00m	10.00	118	118/B F		PBDA	CCD
98	2017-18			Const. of Bhaunighar WHS	Barunadihi	20.00	1	20.00	33	33/B F		PBDA	CCD
99	2017-18			Const. of CC canal at Kainta Nala	Barunadihi	5.00	400mtrs	20.00	33	33/B F		PBDA	CCD
100	2017-18			Const. of Pond at Baradihi	Baradihi	5.00	30mx30m x30m	5.00	52	1/BF		PBDA	CCD
101	2017-18			Const. of CC Canal From Chakunda Mund to Hatapada	Baradihi	5.00	400mtrs	20.00	52	52/B F		PBDA	CCD
102	2017-18			Const. of CC Canal From Mango Orchard Canal	Baradihi	5.00	400mtrs	20.00	52	52/B F		PBDA	CCD
103	2017-18			Renovation of village Pond	Baradihi	2.00	1	2.00	52	52/B F		PBDA	CCD
104	2017-18			Renovation of Old Pond	Sibida	2.00	1	2.00	81	81/B F		PBDA	CCD
105	2017-18			Const. of CC Canal from old Chack dam to Pry. School	Sibida	5.00	200mtrs	10.00	81	81/B F		PBDA	CCD
106	2017-18			Const. of Chadakamara Dam Project	Nagira	40.00	20.00m	40.00	143	143/B F		PBDA	CCD
107	2017-18			Const. of Bara Mund Jharana Nala Dam Project & Const. of CC canal	Jamardihi	20.00	1	20.00	144	144/B F		PBDA	CCD

Sl. No	Year	Sectors	Sub-sectors	Annual Works Proposed (along with rates)	Name of Village / Hamlet where the proposed works is to be undertaken	Unit Cost. In Lakh	Quantity (Where applicable) In Numbers, In Ac, In Mtrs	Financial Target (Rs. In lakhs)	No. of PVTG Beneficiaies (Male & Female Separately where feasible)			Implementing Agency (State Govt./ UT Admb./ NGO)	Funding Source
									Total	Male	Femal e		
I	II	III	IV	V	VI	VII	VIII	IX	X	XI	XII	XIII	XIV
108	2017-18			Const. of New Pond at Khandia Nali	Jamudiha	5.00	30mx30m x30m	5.00	32	32/B F		PBDA	CCD
109	2017-18			Sub-total				299.00					
110	2017-18		Land Development										
111	2017-18			Sub-total				0.00					
112	2017-18		Horticulture										
113	2017-18			Sub-total				0.00					
114	2017-18		Agriculture										
115	2017-18			Sub-total				0.00					
116	2017-18		Animal Husbandry	27nos of Beneficiary require Plough Bullock at Pattamund	Pattamund	0.30	27	8.01	27	27/B F		PBDA	CCD
117	2017-18			45nos of Beneficiary require 5-Goat at Pattamund	Pattamund	0.25	45	22.50	45	45/B F		PBDA	CCD
118	2017-18			97nos of Beneficiary are required in Plough Bullock at Dudipani	Dudipani	0.30	97	29.10	97	97/B F		PBDA	CCD
119	2017-18			118nos of Beneficiary require 5-Goat at Dudipani	Dudipani	0.25	118	29.50	118	118/B F		PBDA	CCD
120	2017-18			118nos of Beneficiary require Cow at Dudipani	Dudipani	0.10	118	11.80	118	118/B F		PBDA	CCD
121	2017-18			52nos of Beneficiary require Plough Bullock at Baradihi	Baradihi	0.30	52	15.60	52	52/B F		PBDA	CCD
122	2017-18			52nos of Beneficiary require 5 Goat at Baradihi	Baradihi	0.25	52	13.00	52	52/B F		PBDA	CCD
123	2017-18			59nos of Beneficiary require Plough Bullock at Shibida	Sibida	0.30	59	17.70	59	59/B F		PBDA	CCD
124	2017-18			65nos of Beneficiary require 5 Goat at Baradihi	Sibida	0.25	65	16.25	65	65/B F		PBDA	CCD
125	2017-18			2 nos of Beneficiary require 1 nos Cow at Jamardihi	Sibida	0.20	2	0.40	2	2/BF		PBDA	CCD
126	2017-18			5 nos of Beneficiary require 1 nos Cow at Pattamund	Pattamund	0.15	5	0.75	5	5/BF		PBDA	CCD

Sl. No	Year	Sectors	Sub-sectors	Annual Works Proposed (along with rates)	Name of Village / Hamlet where the proposed works is to be undertaken	Unit Cost. In Lakh	Quantity (Where applicable) In Numbers, In Ac, In Mtrs	Financial Target (Rs. In lakhs)	No. of PVTG Beneficiaies (Male & Female Separately where feasible)			Implementing Agency (State Govt./ UT Admb./ NGO)	Funding Source
									Total	Male	Femal e		
I	II	III	IV	V	VI	VII	VIII	IX	X	XI	XII	XIII	XIV
127	2017-18			2nos of Beneficiary require Plough Bullok at Kurtibasapur	Kurtibasapur	0.30	2	0.60	2	2/BF		PBDA	CCD
128	2017-18			2nos of Beneficiary require 1 nos Cow at Kurtibasapur	Kurtibasapur	0.15	2	0.30	2	2/BF		PBDA	CCD
129	2017-18			143nos of Beneficiary require Plough Bullock at Nagira	Nagira	0.30	143	71.50	143	143/B F		PBDA	CCD
130	2017-18			143nos of Beneficiary require 5-Goat at Ngira	Nagira	0.25	143	38.25	143	143/B F		PBDA	CCD
131	2017-18			101nos of Beneficiary require Plough Bullock at Jamardihi	Jamardihi	0.30	101	30.30	101	101/B F		PBDA	CCD
132	2017-18			133nos of Beneficiary require 5-Goat at Jamardihi	Jamardihi	0.25	133	33.25	133	133/B F		PBDA	CCD
133	2017-18			100nos of Beneficiary require 2 nos Cow at Jamardihi	Jamardihi	0.20	100	20.00	100	100/B F		PBDA	CCD
134	2017-18			Sub-total				358.81					
135	2017-18		Market Link	Const. of 6 nos Shop	Barunadihi	0.50	6	3.00	6	6/BF		PBDA	CCD
136	2017-18			32 nos beneficiaries needs to Business	Sibida	0.50	32	16.00	32	32/B F		PBDA	CCD
137	2017-18			Const. of 4 nos Shop	Barunadihi	0.50	4	2.00	4	4BF		PBDA	CCD
138	2017-18			Const. of PINDIs/Platforms at weekly Market Place at Baradihi	Baradihi	10.00	2	20.00	1020	1020/BF		PBDA	CCD
139	2017-18			Carpaenter materials 10 nos	Dudipani	0.25	10	2.25	10	10/B F		PBDA	CCD
140	2017-18			Const. of 4 nos Shop	Nagira	0.50	4	2.00	4	4/BF		PBDA	CCD
141	2017-18			Tailor Machine 10 nos	Nagira	0.10	10	1.50	10	10/B F		PBDA	CCD
142	2017-18			Carpenter Materials 5 nos	Nagira	0.25	5	1.25	5	5/BF		PBDA	CCD
143	2017-18			Const. of 4 nos Shop	Jamardihi	0.50	2	2.00	4	4/BF		PBDA	CCD
144	2017-18			Tailor Machine 10 nos	Jamardihi	0.15	12	1.80	12	12/B F		PBDA	CCD

Sl. No	Year	Sectors	Sub-sectors	Annual Works Proposed (along with rates)	Name of Village / Hamlet where the proposed works is to be undertaken	Unit Cost. In Lakh	Quantity (Where applicable) In Numbers, In Ac, In Mtrs	Financial Target (Rs. In lakhs)	No. of PVTG Beneficiaries (Male & Female Separately where feasible)			Implementing Agency (State Govt./ UT Admb./ NGO)	Funding Source
									Total	Male	Female		
I	II	III	IV	V	VI	VII	VIII	IX	X	XI	XII	XIII	XIV
145	2017-18			Const. of PINDIs/Platforms at weekly Market Place at Jamardihi	Jamardihi	10.00	2	20.00	1020	1020/BF		PBDA	CCD
146	2017-18			Sub-total				71.80					
147	2017-18		Social Security	Renewal of AABY	25 villages	0.00100	1	1.63	1625	1625/BF		PBDA	CCD
148	2017-18			Sub-total				1.63					
149	2017-18		Promotion of SHG	Processing Unit for Horticulture Product/ NTFP	400 nos	0.025	400	10.00	400	400/BF		PBDA	CCD
150	2017-18			Const. of 2 nos MCU	5 villages	3.50	2	7.00		325/BF		PBDA	CCD
151	2017-18			Sub-total				17.00					
152	2017-18		Total					748.24					
153	2017-18	Conservation of Culture		Const. of Bishirikothi -cum- Knowledge Centre	Dudipani	6.00	1	6.00	118	118/BF		PBDA	CCD
154	2017-18			Sponsoring of cultural troupes for participation at District/State/National programme		10.00	1	10.00				PBDA	CCD
155	2017-18			Exposure visit to other Micro project area		2.00	1	2.00				PBDA	CCD
156	2017-18			Const. of Bishirikothi -cum- Knowledge Centre	Barunadihi	6.00	1	6.00	38	38/BF		PBDA	CCD
157	2017-18			Const. of Bishirikothi Mandap -cum- Knowledge Centre	Baradihi	6.00	1	6.00	53	53/BF		PBDA	CCD
158	2017-18			Const. of Bisirikothi -cum- Knowledge Centre Silakala	Silakala	6.00	1	6.00	16	16/BF		PBDA	CCD
159	2017-18		Total					36.00					
160	2017-18	Capacity Building		Agriculture and Horticulture training programme	5 villages	0.50	5	2.50	336	336/BF		PBDA/Hort. & Agri.	CCD
161	2017-18		Horticulture	Training on Mushroom Cultivation Programme	10 villages	0.01	250	2.50	250	250/BF		PBDA/Hort.	CCD

Sl. No	Year	Sectors	Sub-sectors	Annual Works Proposed (along with rates)	Name of Village / Hamlet where the proposed works is to be undertaken	Unit Cost. In Lakh	Quantity (Where applicable) In Numbers, In Ac, In Mtrs	Financial Target (Rs. In lakhs)	No. of PVTG Beneficiaies (Male & Female Separately where feasible)			Implementing Agency (State Govt./ UT Admb./ NGO)	Funding Source
									Total	Male	Female		
I	II	III	IV	V	VI	VII	VIII	IX	X	XI	XII	XIII	XIV
162	2017-18			Training of Horticulture crops cultivation Banana, Cashew nut, Mango	10 villages	0.20	10	2.00	250	250/B F		PBDA/Hort.	CCD
163	2017-18		Agriculture	Exposure visit of progressive farmer within state		0.10	5	1.50	300	300/B F		PBDA	CCD
164	2017-18			Training of Progressive farmer on intensive agriculture practices		0.15	10	1.50	300	300/B F		PBDA	CCD
165	2017-18			Training of Organic cultivation		0.15	10	1.50	300	300/B F		PBDA/Agri.	CCD
166	2017-18		Animal Husbandry	Training on Disease treatment of Bullock	10 villages	0.60	4	2.40	610	610/B F		PBDA	CCD
167	2017-18			Training on Disease treatment of Goat	10 villages	0.60	4	2.40	610	610/B F		PBDA	CCD
168	2017-18			Exposure visit to Chipilima		1.00	10	10.00	300	300/B F		PBDA	CCD
169	2017-18			Training on Pisciculture		0.10	3	0.30	30	30/B F		PBDA	CCD
170	2017-18		Health & Nutrition	Training on Malaria Prevention	26 Villages	0.26	10 nos	2.60	1625	1625/ BF		PBDA	CCD
171	2017-18			Training on importance of Toilet const. and use	26 Villages	0.44	10 nos	4.40	1625	1625/ BF		PBDA	CCD
172	2017-18		Conservation of Culture	Training on wooden Handicraft	5 GP	0.35	6 nos	2.10	100	250/B F		PBDA	CCD
173	2017-18			Training to tribal artisan on pottery	5 GP	0.35	3nos	1.05	100	100/B F		PBDA	CCD
174	2017-18	Total						36.75					
175	2017-18	Project Management / NGO/Institutional Mechanism & Monitoring		Remuneration of MPW @ 6000/- per month x 12 x 9 [In Nos]	26 Villages	0.72	9	1.08	1625	1625/ BF		PBDA	CCD
176	2017-18			Hiring Charges for Field Visit		2.00	25 Villages	2.00	26	26	26 Villag	0	PBDA

Sl. No	Year	Sectors	Sub-sectors	Annual Works Proposed (along with rates)	Name of Village / Hamlet where the proposed works is to be undertaken	Unit Cost. In Lakh	Quantity (Where applicable) In Numbers, In Ac, In Mtrs	Financial Target (Rs. In lakhs)	No. of PVTG Beneficiaies (Male & Female Separately where feasible)			Implementing Agency (State Govt./ UT Admb./ NGO)	Funding Source	
									Total	Male	Femal e			
I	II	III	IV	V	VI	VII	VIII	IX	X	XI	XII	XIII	XIV	
177	2017-18	/ IEC / Publication		Computerized work and Photo graphy of developmental work	25 villages	0.50	1	0.50				PBDA	CCD	
178	2017-18			Misc Contingency, PBDA Office, Jamaradhi		2.00	1	2.00				PBDA	CCD	
179	2017-18			Project management/Adminstrative charges	PBDA, Office			36.50					CCD	
180	2017-18	Total						42.08						
181	2017-18	TOTAL							1862.60					
1	2018-19	Social Sector	Education	Const. of School Boundry & Staff Quarter	Khadaka	5.00	300mtrs	15.00	60	60/B F		PBDA	CCD	
2	2018-19			Const. of School Boundary, Jamudiha (Hamlet)	Duipani	5.00	100mtrs	5.00	32	32/B F		PBDA	CCD	
3	2018-19			Const. of Ashanpani School Boundary	Duipani	5.00	100mtrs	5.00	132	132/B F		PBDA	CCD	
4	2018-19			Const. of Boundary Wall	Bhimkand	5.00	200mtrs	10.00	62	62/B F		PBDA	CCD	
5	2018-19			Recurring Expenditure Boarders, Boys Education Complex	Sibida	0.0597	200	11.94	200	200		PBDA	CCD	
6	2018-19			Education Complex, Sibida, Computer Teacher	Sibida	0.06	1nos	0.72	1	-		PBDA	CCD	
7	2018-19			Giris Education complex, Sibida Expenditure Teacher Salary/9196/-	Sibida	0.09196	5	1.92					CCD	
8	2018-19			Education complex, Sibida Expenditure Accountant-1/8740/-	Sibida	0.0874	1	0.63					CCD	
9	2018-19			CCA(6994/-x12x5)	Sibida	0.06994	5	3.30					CCD	
10	2018-19			Peon(6994/-x12x2)	Sibida	0.06994	2	1.32					CCD	
11	2018-19			Watchman(6994/-x12x2)	Sibida	0.06994	2	1.32					CCD	
12	2018-19			Helper(6050/-x12x2)	Sibida	0.0605	2	1.14					CCD	
13	2018-19			Sweeper(6050/-x12x2)	Sibida	0.0605	2	1.14					CCD	
14	2018-19			Boys Educational Complex,Bsc,B.Ed(PCM)	Sibida		1	1.62				PBDA	CCD	

Sl. No	Year	Sectors	Sub-sectors	Annual Works Proposed (along with rates)	Name of Village / Hamlet where the proposed works is to be undertaken	Unit Cost. In Lakh	Quantity (Where applicable) In Numbers, In Ac, In Mtrs	Financial Target (Rs. In lakhs)	No. of PVTG Beneficiaies (Male & Female Separately where feasible)			Implementing Agency (State Govt./ UT Admb./ NGO)	Funding Source
									Total	Male	Female		
I	II	III	IV	V	VI	VII	VIII	IX	X	XI	XII	XIII	XIV
15	2018-19			B.A,B.Ed	Sibida		1	1.62				PBDA	CCD
16	2018-19			Bsc,B.Ed(CBZ)	Sibida		1	1.62				PBDA	CCD
17	2018-19			IA,CT	Sibida	1.12	2	2.24				PBDA	CCD
18	2018-19			Hindi/Sanskrit Teacher	Sibida	1.62	2	3.24				PBDA	CCD
19	2018-19			Matric CT	Sibida	0.91	3	2.74				PBDA	CCD
20	2018-19			PET	Sibida		1	0.92				PBDA	CCD
21	2018-19			Peon	Sibida		1	0.58				PBDA	CCD
22	2018-19			Attendant	Sibida		2	1.39				PBDA	CCD
23	2018-19			Helper	Sibida		2	1.00				PBDA	CCD
24	2018-19			CCA	Sibida		2	1.16				PBDA	CCD
25	2018-19			Jr.Clerk	Sibida		1	0.84				PBDA	CCD
26	2018-19			Sub-total				77.39					
27	2018-19		Health & Nutrition	Rembrusements of medical bills of PTGs [In Nos]	26 Villages	0.18	26	4.50	6509			PBDA	CCD
28	2018-19			Health Camps[In Nos]	26 Villages	0.20	26	5.20	6509			H & FW/PBDA	CCD
29	2018-19			Yearly Sickle Cell Screening of all children (0-14Years) [In Nos]		0.001	500	0.50	500			Micro Project	CCD
30	2018-19			Sub-total				10.20					
31	2018-19		Drinking Water & Sanitation										
32	2018-19			Sub-total				0.00					
33	2018-19	Total						87.59					
34	2018-19	Infrastructure	Housing	Construction of 2 nos Community Centre-cum-Knowledge Center at Ashanpani & Taladihi	Duipani	7.50	1	15.00	80	80/B F		PBDA	CCD

Sl. No	Year	Sectors	Sub-sectors	Annual Works Proposed (along with rates)	Name of Village / Hamlet where the proposed works is to be undertaken	Unit Cost. In Lakh	Quantity (Where applicable) In Numbers, In Ac, In Mtrs	Financial Target (Rs. In lakhs)	No. of PVTG Beneficiaies (Male & Female Separately where feasible)			Implementing Agency (State Govt./ UT Admb./ NGO)	Funding Source
									Total	Male	Femal e		
I	II	III	IV	V	VI	VII	VIII	IX	X	XI	XII	XIII	XIV
35	2018-19			Const. of CommunityCenter at Kadamdiha	Duipani	7.50	1	7.50	32	32/B F		PBDA	CCD
36	2018-19			Construction of Community Centre-cum-Knowledge Center	Bhimkand	7.50	1	7.50	62	62/B F		PBDA	CCD
37	2018-19			Sub-total				30.00					
38	2018-19		Connectivity	Const. of CC road from Bhuyan Sahi Middle Chaka to Sanatan Home at Siaria	Siaria	5.00	500mtrs	25.00	37	37/B F		PBDA	CCD
39	2018-19			Const. of CC Drainage System from PWD road to PBDA Open Well & Mandap Chhak to Tube well	Siaria	5.00	200mtrs	10.00	37	37/B F		PBDA	CCD
40	2018-19			Const. of CC road at Jalha village	Jalha	5.00	200mtrs	10.00	14	14/B F		PBDA	CCD
41	2018-19			Const. of CC road from Jalha to Namagaon	Jalha	5.00	500mtrs	25.00	31	31/B F		PBDA	CCD
42	2018-19			Const. of CC road from Morrum Ghati Tanugula to Khadaka	Khadaka	5.00	500mtrs	25.00	81	81/B F		PBDA	CCD
43	2018-19			Const. of CC road from Khadaka to Autala Chhaka	Khadaka	5.00	500mtrs	25.00	81	81/B F		PBDA	CCD
44	2018-19			Const. of CC road from Kumbharmatia to Buitabhuin	Khadaka	5.00	500mtrs	25.00	81	81/B F		PBDA	CCD
45	2018-19			Const. of 4nos CC Khala/Drying yard (Duipani, Taladiha, Ashanpani, Kadamdiha)	Duipani	5.00	400mtrs	20.00	132	132/B F		PBDA	CCD
46	2018-19			Const. of Morrum road &RCC Culvert from Kadamdiha Bishirikothi to Nadi	Duipani	5.00	500mtrs	25.00	163	163/B F		PBDA	CCD
47	2018-19			Const. of CC road from Gai Gothani to Bhimkand Chhak	Bhimkand	5.00	500mtrs	25.00	62	62/B F		PBDA	CCD
48	2018-19			Const. of Bridge near Kuhla sahi Nala at Jalha	Jalha	15.00	1	15.00	14	14/B F		PBDA	CCD

Sl. No	Year	Sectors	Sub-sectors	Annual Works Proposed (along with rates)	Name of Village / Hamlet where the proposed works is to be undertaken	Unit Cost. In Lakh	Quantity (Where applicable) In Numbers, In Ac, In Mtrs	Financial Target (Rs. In lakhs)	No. of PVTG Beneficiaries (Male & Female Separately where feasible)			Implementing Agency (State Govt./ UT Admb./ NGO)	Funding Source
									Total	Male	Female		
I	II	III	IV	V	VI	VII	VIII	IX	X	XI	XII	XIII	XIV
49	2018-19			Const. of Bridge at Tana Nala	Duipani	15.00	1	15.00	163	163/B F		PBDA	CCD
50	2018-19			Sub-total				245.00					
51	2018-19		Electrification	Solar electrification of 81 beneficiaries at Khadaka	Khadaka	0.10	81	8.10	81	81/B F		OREDA	CCD
52	2018-19			Electrification of Street Light Point at Ashanpani, Taladiha, Kadamdiha	Duipani	0.10	3	10.00	163	163/B F		OREDA	CCD
53	2018-19			Provision of solar street light to Boys educational complex	Sibida	0.5	20	10.00	250	250/B F		OREDA/ PBDA	CCD
54	2018-19			Solar electrification of 12 beneficiaries at Siaria	Siaria	0.10	12	1.20	12	12/B F		OREDA	CCD
55	2018-19			Sub-total				29.30					
56	2018-19		Total					304.30					
57	2018-19	Sustainable Livelihood Project	Irrigation	Const. of Drainage for PWD road to Bhuyan Sahi PBDA open well at Siaria	Siaria	5.00	100mtrs	10.00	37	37/B F		PBDA	CCD
58	2018-19			Repair of Pond wall at Jalha	Jalha	2.00	1	2.00	14	14/B F		PBDA	CCD
59	2018-19			Const. of Cross Bond & CC Canal at BadudiGhar	Khadaka	5.00	1	20.00	81	81/B F		PBDA	CCD
60	2018-19			Const. of Cross Bond & CC Canal at Kalikendu (Kumbharmatia)	Khadaka	5.00	400mtrs	20.00	81	81/B F		PBDA	CCD
61	2018-19			Const. of Cross Bond & Exten. Of CC Canal at Baghanali	Khadaka	5.00	400mtrs	20.00	81	81/B F		PBDA	CCD
62	2018-19			Const. of Duipani Bada Nala of Lift Irrigation Point	Duipani	20.00	10.00m	20.00	140	140/B F		PBDA	CCD
63	2018-19			Const. of Chack Dam & CC Canal at Taladiha	Dupani	20.00	10.00m	20.00	163	163/B F		PBDA	CCD
64	2018-19			Const. of Old Pond with fitting of Swiss Gate	Bhimkand	15.00	1	15.00	62	62/B F		PBDA	CCD

Sl. No	Year	Sectors	Sub-sectors	Annual Works Proposed (along with rates)	Name of Village / Hamlet where the proposed works is to be undertaken	Unit Cost. In Lakh	Quantity (Where applicable) In Numbers, In Ac, In Mtrs	Financial Target (Rs. In lakhs)	No. of PVTG Beneficiaies (Male & Female Separately where feasible)			Implementing Agency (State Govt./ UT Admb./ NGO)	Funding Source
									Total	Male	Femal e		
I	II	III	IV	V	VI	VII	VIII	IX	X	XI	XII	XIII	XIV
65	2018-19			Exten. & Repair of CC Canal at Bhimkand	Bhimkand	5.00	1000mtrs	50.00	62	62/B F		PBDA	CCD
66	2018-19			Const. of Check Dam Jhimitinala Project	Bhimkand	40.00	20.00m	40.00	62	62/B F		PBDA	CCD
67	2018-19			Sub-total				217.00					
68	2018-19		Land Development										
69	2018-19			Sub-total				0.00					
70	2018-19		Horticulture										
71	2018-19			Sub-total				0.00					
72	2018-19		Agriculture										
73	2018-19			Sub-total				0.00					
74	2018-19		Animal Husbandry	24nos of Beneficiary require Plough Bullok at Siaria	Siaria	0.30	24	7.20	24	24/B F		PBDA	CCD
75	2018-19			37nos of Beneficiary require5-Goat at Siaria	Siaria	0.25	37	18.50	37	37/B F		PBDA	CCD
76	2018-19			81nos of Beneficiary require Plough Bullock at Baradihi	Khadaka	0.30	81	24.30	81	81/B F		PBDA	CCD
77	2018-19			81nos of Beneficiary require 5 Goat at Baradihi	Khadaka	0.25	81	20.25	81	81/B F		PBDA	CCD
78	2018-19			131nos of Beneficiary requirePlough Bullock at Duipani	Duipani	0.30	131	39.30	131	131/B F		PBDA	CCD
79	2018-19			110nos of Beneficiary require 5 Goat at Duipani	Duipani	0.25	110	27.50	110	110/B F		PBDA	CCD
80	2018-19			5 nos of Beneficiary require 1 nos Cow at Siaria	Siaria	0.15	5	0.75	5	5/BF		PBDA	CCD
81	2018-19			62nos of Beneficiary require Plough Bullock at Bhimkand	Bhimkand	0.30	62	18.60	62	62/B F		PBDA	CCD
82	2018-19			Sub-total				156.40					

Sl. No	Year	Sectors	Sub-sectors	Annual Works Proposed (along with rates)	Name of Village / Hamlet where the proposed works is to be undertaken	Unit Cost. In Lakh	Quantity (Where applicable) In Numbers, In Ac, In Mtrs	Financial Target (Rs. In lakhs)	No. of PVTG Beneficiaries (Male & Female Separately where feasible)			Implementing Agency (State Govt./ UT Admb./ NGO)	Funding Source
									Total	Male	Female		
I	II	III	IV	V	VI	VII	VIII	IX	X	XI	XII	XIII	XIV
83	2018-19		Market Link	Tailor Mechine 10 nos	Duipani	0.15	10	1.50	10	10/B F		PBDA	CCD
84	2018-19			Const. of Grain Bank at Taladihi	Duipani	5.00	1	5.00	131	131/B F		PBDA	CCD
85	2018-19			Sub-total				6.50					
86	2018-19		Social Security	Renewal of AABY	25 villages	0.00100	1	1.63	1625	1625/ BF		PBDA	CCD
87	2018-19			Sub-total				1.63					
88	2018-19		Promotion of SHG	Processing Unit for Horticulture Product/ NTEP	400 nos	0.25	400	10.00	400	400/B F		PBDA	CCD
89	2018-19			Const. of 2 nos MCU	5 villages	3.50	2	7.00	325	325/B F		PBDA	CCD
90	2018-19			Sub-total				17.00					
91	2018-19		Total					398.53					
92	2018-19		Conservation of Culture	Construction of Bhagabata Tungi - cum-Knowledge Centre	Siaria	6.00	1	6.00	37	37/B F		PBDA	CCD
93	2018-19			Sponsoring of cultural troupes for participation at District/State/National programme		10.00	1	10.00				PBDA	CCD
94	2018-19			Exposure visit to other Micro project area		2.00	1	2.00				PBDA	CCD
95	2018-19			Const. of Bisirikothi -cum- Knowledge Centre	Khadaka	6.00	1	6.00	40	40/B F		PBDA	CCD
96	2018-19			Const. of Bisirikothi-cum- Knowledge Centre	Bhimkand	6.00	1	6.00	62	62/B F		PBDA	CCD
97	2018-19		Total					30.00					
98	2018-19		Capacity Building	Agriculture and Horticulture training programme	5 villages	0.50	5	2.50	336	336/B F		PBDA	CCD
99	2018-19			Training of Masroon Cultivation Programme	10 villages	0.01	250	2.50	250	250/ BF		PBDA	CCD

Sl. No	Year	Sectors	Sub-sectors	Annual Works Proposed (along with rates)	Name of Village / Hamlet where the proposed works is to be undertaken	Unit Cost. In Lakh	Quantity (Where applicable) In Numbers, In Ac, In Mtrs	Financial Target (Rs. In lakhs)	No. of PVTG Beneficiaies (Male & Female Separately where feasible)			Implementing Agency (State Govt./ UT Admb./ NGO)	Funding Source
									Total	Male	Femal e		
I	II	III	IV	V	VI	VII	VIII	IX	X	XI	XII	XIII	XIV
100	2018-19			Training of Horticulture crops cultivation Banana, Cashew nut, Mango	10 villages	0.20	10	2.00	250	250/BF		PBDA	CCD
101	2018-19			Exposer visit of progresisve farmer withen state		0.10	5	1.50	300	300/BF		PBDA	CCD
102	2018-19			Training of Progressive farmer on intensive agriculture practices		0.15	10	1.50	300	300/BF		PBDA	CCD
103	2018-19			Training of Organic cultivation		0.15	10	1.50	300	300/BF		PBDA	CCD
104	2018-19			Taking of farmer field school		0.20	4	0.80	80	80/BF		PBDA	CCD
105	2018-19			Training on Disease treatement of Bullock	10 villages	0.60	4	2.40	610	610/BF		PBDA	CCD
106	2018-19			Training on Disease treatement of Goat	10 villages	0.60	4	2.40	610	610/BF		PBDA	CCD
107	2018-19			Exposer visit of Chipilima		1.00	10	10.00	300	300/BF		PBDA	CCD
108	2018-19			Training on Psiculture		0.10	3	0.30	30	30/BF		PBDA	CCD
109	2018-19			Training on Malaria Prevention	26 Villages	0.26	10 nos	2.60	1625	1625/BF		PBDA	CCD
110	2018-19			Training on important of Toilet const. and use	26 Villages	0.44	10 nos	4.40	1625	1625/BF		PBDA	CCD
111	2018-19			Training on wooden Handicraft	5 GP	0.35	6 nos	2.10	100	250/BF		PBDA	CCD
112	2018-19			Training to tribal artisan on porttery	5 GP	0.35	3nos	1.05	100	100/BF		PBDA	CCD
113	2018-19			Carpainter Training 4 nos	Siaria	0.30	4	1.20	4	4/BF		PBDA	CCD
114	2018-19			Carpainter Training 2 nos	ltee	0.30	2	0.60	2	2/BF		PBDA	CCD
115	2018-19	Total						39.35					
116	2018-19			Remuneration of MPW @ 6000/-	26 Villages	0.72	9	1.08					CCD

Sl. No	Year	Sectors	Sub-sectors	Annual Works Proposed (along with rates)	Name of Village / Hamlet where the proposed works is to be undertaken	Unit Cost. In Lakh	Quantity (Where applicable) In Numbers, In Ac, In Mtrs	Financial Target (Rs. In lakhs)	No. of PVTG Beneficiaies (Male & Female Separately where feasible)			Implementing Agency (State Govt./ UT Admb./ NGO)	Funding Source
									Total	Male	Female		
I	II	III	IV	V	VI	VII	VIII	IX	X	XI	XII	XIII	XIV
117	2018-19	Project Management / NGO/Institutional Mechanism & Monitoring / IEC / Publication		Hiring charges for field visit	26 villages	0.08	26	2.00	26	26/B F		PBDA	CCD
118	2018-19			Computerized work and Photography of developmental work	25 villages	0.50	1	0.50	1625	1625/ BF		PBDA	CCD
119	2018-19			Misc Contingency, PBDA Office, Jamaradhi			2.00	1	2.00				PBDA
120	2018-19			Project management/Adminstrative charges	PBDA, Office			17.33					CCD
121	2018-19	Total						22.91					
122	2018-19	TOTAL											
								882.67					

Sl. No	Year	Sectors	Sub-sectors	Annual Works Proposed (along with rates)	Name of Village / Hamlet where the proposed works is to be undertaken	Unit Cost. In Lakh	Quantity (Where applicable) In Numbers, In Ac, In Mtrs	Financial Target (Rs. In lakhs)	No. of PVTG Beneficiaies (Male & Female Separately where feasible)			Implementing Agency (State Govt./ UT Admb./ NGO)	Funding Source
									Total	Male	Female		
I	II	III	IV	V	VI	VII	VIII	IX	X	XI	XII	XIII	XIV

1	2019-20	Social Sector	Education	Construction of Gyanamandir -cum- Knowledge Centre (In 550sqft)	Salei	7.50	1	7.50	81	81/B F		PBDA	CCD
2	2019-20			Const. of School Boundary	Timi	5.00	100mtrs	5.00	85	85/B F		PBDA	CCD
3	2019-20			Education Complex, Sibida, Computer Teacher	Sibida	0.72	1nos	0.72	1	1	-	PBDA	CCD
4	2019-20			Girls Education complex, Sibida Expenditure Teacher Salary(10116/-)	Sibida	0.10116	5	2.47					CCD
5	2019-20			Education complex, Sibida Expenditure Accountant-1(9614/-)	Sibida	0.09317	1	0.73					CCD
6	2019-20			CCA(7693/-x12x5)	Sibida	0.07693	5	3.72					CCD
7	2019-20			Peon(7693/-x12x2)	Sibida	0.07693	2	1.49					CCD
8	2019-20			Watchman(7693/-x12x2)	Sibida	0.07693	2	1.49					CCD
9	2019-20			Helper(6655/-x12x2)	Sibida	0.06655	2	1.29					CCD
10	2019-20			Sweeper(6655/-x12x2)	Sibida	0.06655	2	1.29					CCD
11	2019-20			Boys Educational Complex,Bsc,B.Ed(PCM)	Sibida		1	1.97				PBDA	CCD
12	2019-20			B.A,B.Ed	Sibida		1	1.97				PBDA	CCD
13	2019-20			Bsc,B.Ed(CBZ)	Sibida		1	1.97				PBDA	CCD
14	2019-20			IA,CT	Sibida	1.35	2	2.70				PBDA	CCD
15	2019-20			Hindi/Sanskrit Teacher	Sibida	1.94	2	3.89				PBDA	CCD
16	2019-20			Matric CT	Sibida	1.1	3	3.31				PBDA	CCD
17	2019-20			PET	Sibida		1	1.11				PBDA	CCD
18	2019-20			Peon	Sibida		1	0.71				PBDA	CCD

Sl. No	Year	Sectors	Sub-sectors	Annual Works Proposed (along with rates)	Name of Village / Hamlet where the proposed works is to be undertaken	Unit Cost. In Lakh	Quantity (Where applicable) In Numbers, In Ac, In Mtrs	Financial Target (Rs. In lakhs)	No. of PVTG Beneficiaies (Male & Female Separately where feasible)			Implementing Agency (State Govt./ UT Admb./ NGO)	Funding Source
									Total	Male	Femal e		
I	II	III	IV	V	VI	VII	VIII	IX	X	XI	XII	XIII	XIV
19	2019-20			Attendant	Sibida	0.84	2	1.68				PBDA	CCD
20	2019-20			Helper	Sibida	0.605	2	1.21				PBDA	CCD
21	2019-20			CCA	Sibida	0.635	2	1.27				PBDA	CCD
22	2019-20			Jr.Clerk	Sibida		1	1.01				PBDA	CCD
23	2019-20			Recurring Expenditure Boarders Boys Education Complex	Sibida	0.0597	250	14.93	250	250/B F		PBDA	CCD
24	2019-20			Sub-total				63.41					
25	2019-20		Health & Nutrition	Health Camps [In Nos]	26 Villages	0.20	26	5.20	1625	625/BF		PBDA	CCD
26	2019-20			Reimbrusment of medical bill [In Nos]	26 Villages	0.17	26	4.50	1625	625/BF		H & FW/PBD A	CCD
27	2019-20			Spray of medicines at walls for malaria prevention [In Nos]	26 Villages	0.09	26	2.34	1625	625/BF		H & FW/PBD A	CCD
28	2019-20			Yearly Sickle Cell Screening of all children (0-14Years) [In Nos]	26 Villages	0.001	500	0.50	500			Micro Project	CCD
29	2019-20			Sub-total				12.54					
30	2019-20		Drinking Water & Sanitation						25				
31	2019-20			Sub-total				0.00					
32	2019-20	Total						75.95					
33	2019-20	Infrastructure	Housing	Construction of Community Centre-cum-Knowledge Centre [In 550sqft]	Salei	7.50	1	7.50	81	81/B F		PBDA	CCD
34	2019-20			Sub-total				7.50					

Sl. No	Year	Sectors	Sub-sectors	Annual Works Proposed (along with rates)	Name of Village / Hamlet where the proposed works is to be undertaken	Unit Cost. In Lakh	Quantity (Where applicable) In Numbers, In Ac, In Mtrs	Financial Target (Rs. In lakhs)	No. of PVTG Beneficiaies (Male & Female Separately where feasible)			Implementing Agency (State Govt./ UT Admb./ NGO)	Funding Source
									Total	Male	Female		
I	II	III	IV	V	VI	VII	VIII	IX	X	XI	XII	XIII	XIV
35	2019-20		Connectivity	Const. of CC road from village end to Munda Sahi at Salei [In 200Mtrs]	Salei	5.00	200mtrs	10.00	81	81/B F		PBDA	CCD
36	2019-20			Const. of CC road village to Ranimakunda at Salei	Salei	5.00	500mtrs	25.00	81	81/B F		PBDA	CCD
37	2019-20			Const. of CC road from Salei village to Pond	Salei	5.00	200mtrs	10.00	81	81/B F		PBDA	CCD
38	2019-20			Const. of CC road form Pry. School to Tentulidih	Rugudihi	5.00	300mtrs	15.00	40	40/B F		PBDA	CCD
39	2019-20			Const. of CC road & Ghat cutting from Rugudihi Canal to Tinmara road	Rugudihi	5.00	300mtrs	15.00	40	40/B F		PBDA	CCD
40	2019-20			Const. of Rugudihi Culvert	Rugudihi	5.50	2MX2MX7.50M	5.50	40	40/B F		PBDA	CCD
41	2019-20			Const. of CC Khala/Drying Yard	Rugudihi	5.00	1	5.00	40	40/B F		PBDA	CCD
42	2019-20			Const. of CC Khala/Drying Yard	Timi	5.00	2	10.00	85	85/B F		PBDA	CCD
43	2019-20			Const. of CC road from Chack dam to Bata Bandha	Timi	5.00	500mtrs	25.00	85	85/B F		PBDA	CCD
44	2019-20			Const. of CC road from VSS House Hatimund Sahi with culvert	Timi	5.00	500mtrs	25.00	85	85/B F		PBDA	CCD
45	2019-20			Const. of CC road from Village Munda Tentuli Gachha to Tanugula road Katachua	Rada	5.00	200mtrs	10.00	80	80/B F		PBDA	CCD
46	2019-20			Const. of CC road from village Munda Chhak to School	Rada	5.00	100mtrs	5.00	62	62/B F		PBDA	CCD
47	2019-20			Const. of CC road from Bisirikuthi to Nalu House & Middle Tube well to Bhujara Munda	Ganeswarpur	5.00	500mtrs	25.00	9	9/BF		PBDA	CCD
48	2019-20			Const. of CC road & Bridge from School to Gai Gothani	Ganeswarpur	5.00	200mtrs	10.00	9	9/BF		PBDA	CCD

Sl. No	Year	Sectors	Sub-sectors	Annual Works Proposed (along with rates)	Name of Village / Hamlet where the proposed works is to be undertaken	Unit Cost. In Lakh	Quantity (Where applicable) In Numbers, In Ac, In Mtrs	Financial Target (Rs. In lakhs)	No. of PVTG Beneficiaies (Male & Female Separately where feasible)			Implementing Agency (State Govt./ UT Admb./ NGO)	Funding Source
									Total	Male	Femal e		
I	II	III	IV	V	VI	VII	VIII	IX	X	XI	XII	XIII	XIV
49	2019-20			Const. of Moorum road from Ganeswarpur to Bhimkand	Ganeswarpur	8.00	1km	8.00	9	9/BF		PBDA	CCD
50	2019-20			Const. of Moorum road from Bhimkand to Bandhabhuin	Bandhabhuin	8.00	2km	16.00	200	200/BF		PBDA	CCD
51	2019-20			Const. of CC road from Bandhabhuin to Pattamund Ghati	Bandhabhuin	5.00	1000mtrs	50.00	100	100/BF		PBDA	CCD
52	2019-20			Const. of road & Bridge Bandhabhuin to Ganeswarpur	Bandhabhuin	5.00	400mtrs	20.00	100	100/BF		PBDA	CCD
53	2019-20			Sub-total				289.50					
54	2019-20		Electrification	Solar electrification of 63 beneficiaries at Rada	Rada	0.10	63	6.30	63	63/BF		OREDA	CCD
55	2019-20			Sub-total				6.30					
56	2019-20		Total					303.30					
57	2019-20	Sustainable Livelihood Project	Irrigation	Const. of New Pond at Rugudihi	Rugudihi	5.00	100mtrs	5.00	40	40/BF		PBDA	CCD
58	2019-20			Const. of New Pond at Timi	Timi	5.00	30mx30mx30m	5.00	85	85/BF		PBDA	CCD
59	2019-20			Const. of CC canal at Kaijadi	Timi	5.00	100mtrs	5.00	85	85/BF		PBDA	CCD
60	2019-20			Const. of CC canal at Chuapani	Timi	5.00	100mtrs	5.00	85	85/BF		PBDA	CCD
61	2019-20			Const. of New Pond at Rada	Rada	5.00	30mx30mx30m	5.00	62	62/BF		PBDA	CCD
62	2019-20			Renovation of Ganeswarpur Pond	Ganeswarpur	2.00	30mx30mx30m	2.00	9	9/BF		PBDA	CCD
63	2019-20			Exten. & Repair of CC Canal at Bhimkand	Bandhabhuin	5.00	600mtrs	30.00	51	51/BF		PBDA	CCD
64	2019-20			Const. of New Pond	Bandhabhuin	5.00	30mx30mx30m	5.00	51	51/BF		PBDA	CCD
65	2019-20			Const. of Check Dam & Lift Irrigation Point at Jautuka Nala	Bandhabhuin	50.00	1	50.00	200	200/BF		PBDA	CCD

Sl. No	Year	Sectors	Sub-sectors	Annual Works Proposed (along with rates)	Name of Village / Hamlet where the proposed works is to be undertaken	Unit Cost. In Lakh	Quantity (Where applicable) In Numbers, In Ac, In Mtrs	Financial Target (Rs. In lakhs)	No. of PVTG Beneficiaies (Male & Female Separately where feasible)			Implementing Agency (State Govt./ UT Admb./ NGO)	Funding Source
									Total	Male	Female		
I	II	III	IV	V	VI	VII	VIII	IX	X	XI	XII	XIII	XIV
66	2019-20			Sub-total				112.00					
67	2019-20		Land Development										
68	2019-20			Sub-total				0.00					
69	2019-20		Horticulture										
70	2019-20			Sub-total				0.00					
71	2019-20		Agriculture										
72	2019-20			Sub-total				0.00					
73	2019-20		Animal Husbandry	51nos of Beneficiary require Plough Bullock at Bandhabhuin	Bandhabhuin	0.30	51	15.30	51	51/B F		PBDA	CCD
74	2019-20			27nos of Beneficiary require Plough Bullock at Baradihi	Rugudihi	0.30	27	8.10	27	27/B F		PBDA	CCD
75	2019-20			51nos of Beneficiary require Plough Bullock at Timi	Timi	0.30	51	15.30	51	51/B F		PBDA	CCD
76	2019-20			83nos of Beneficiary require 5 Goat at Timi	Timi	0.25	83	20.75	83	83/B F		PBDA	CCD
77	2019-20			63nos of Beneficiary require 5 Goat at Rada	Rada	0.25	63	15.75	63	63/B F		PBDA	CCD
78	2019-20			81nos of Beneficiary require 5 Goat at Salei	Salei	0.25	81	20.25	81	81/B F		PBDA	CCD
79	2019-20			Sub-total				95.45					
80	2019-20		Market Link	Const. of 8nos Shop	Rugudihi	0.50	8	4.00	8	8/BF		PBDA	CCD
81	2019-20			Const. of Grain Bank at Timi	Timi	0.50	1	5.00	85	85/B F		PBDA	CCD
82	2019-20			Const. of 4 nos Shop	Timi	0.50	4	2.00	4	4/BF		PBDA	CCD
83	2019-20			Sub-total				11.00					
84	2019-20		Social Security	Renewal of AABY	25 villages	0.00100	1	1.63	1625	1625/ BF		PBDA	CCD
85	2019-20			Sub-total				1.63					

Sl. No	Year	Sectors	Sub-sectors	Annual Works Proposed (along with rates)	Name of Village / Hamlet where the proposed works is to be undertaken	Unit Cost. In Lakh	Quantity (Where applicable) In Numbers, In Ac, In Mtrs	Financial Target (Rs. In lakhs)	No. of PVTG Beneficiaies (Male & Female Separately where feasible)			Implementing Agency (State Govt./ UT Admb./ NGO)	Funding Source
									Total	Male	Femal e		
I	II	III	IV	V	VI	VII	VIII	IX	X	XI	XII	XIII	XIV
86	2019-20		Promotion of SHG	Processing Unit for Horticulture Product/ NTEP	400 nos	0.25	400	10.00	400	400/B F		PBDA	CCD
87	2019-20			Const. of 1 nos MCU	5 villages	3.50	1	3.50	325	325/B F		PBDA	CCD
88	2019-20			Sub-total				13.50					
89	2019-20		Total					233.58					
90	2019-20		Conservation of Culture	Const. of Compaund wall of Bisirikothi-cum-Knowledge Centre	Salei	5.00	1	5.00	81	81/B F		PBDA	CCD
91	2019-20			Sponsoring of cultural troupes for participation at District/State/National programme		10.00	1	10.00				PBDA	CCD
92	2019-20			Exposure visit to other Micro project area		2.00	1	2.00				PBDA	CCD
93	2019-20			Const. of Bisirikothi -cum- Knowledge Centre	Timi	7.50	1	7.50	85	85/B F		PBDA	CCD
94	2019-20			Const. of Bisirikothi -cum- Knowledge Centre	Rada	7.50	1	7.50	62	63/B F		PBDA	CCD
95	2019-20			Const. of Bisirikothi & Mandap Chandini-cum-Knowledge Centre	Bandhabhu in	10.00	1	10.00	51	51/B F		PBDA	CCD
96	2019-20		Total					42.00					
97	2019-20		Capacity Building	Agriculture and Horticulture training programme	5 villages	0.50	5	2.50	336	336/B F		PBDA	CCD
98	2019-20			Training of Masroon Cultivation Programme	10 villages	0.01	250	2.50	250	250/B F		PBDA	CCD
99	2019-20			Training of Horticulture crops cultivation Banana, Cashew nut, Mango	10 villages	0.20	10	2.00	250	250/B F		PBDA	CCD
100	2019-20			Exposer visit of progresisve farmer withen state		0.10	5	1.50	300	300/B F		PBDA	CCD
101	2019-20			Training of Progressive farmer on intensive agriculture practices		0.15	10	1.50	300	300/B F		PBDA	CCD

Sl. No	Year	Sectors	Sub-sectors	Annual Works Proposed (along with rates)	Name of Village / Hamlet where the proposed works is to be undertaken	Unit Cost. In Lakh	Quantity (Where applicable) In Numbers, In Ac, In Mtrs	Financial Target (Rs. In lakhs)	No. of PVTG Beneficiaies (Male & Female Separately where feasible)			Implementing Agency (State Govt./ UT Admb./ NGO)	Funding Source	
									Total	Male	Femal e			
I	II	III	IV	V	VI	VII	VIII	IX	X	XI	XII	XIII	XIV	
102	2019-20			Training of Organic cultivation		0.15	10	1.50	300	300/B F		PBDA	CCD	
103	2019-20			Taking of farmer field school		0.20	4	0.80	80	80/B F		PBDA	CCD	
104	2019-20			Training on Disease treatment of Bullock	10 villages	0.60	4	2.40	610	610/B F		PBDA	CCD	
105	2019-20			Training on Disease treatment of Goat	10 villages	0.60	4	2.40	610	610/B F		PBDA	CCD	
106	2019-20			Exposer visit of Chipilima		1.00	10	10.00	300	300/B F		PBDA	CCD	
107	2019-20			Training on Psiculture		0.10	3	0.30	30	30/B F		PBDA	CCD	
108	2019-20			Training on Maleria Privension	26 Villages	0.26	10 nos	2.60	1625	1625/ BF		PBDA	CCD	
109	2019-20			Training on important of Toilet const. and use	26 Villages	0.44	10 nos	4.40	1625	1625/ BF		PBDA	CCD	
110	2019-20			Training on wooden Handicraft	5 GP	0.35	6 nos	2.10	100	250/B F		PBDA	CCD	
111	2019-20			Training to tribal artisan on pottery	5 GP	0.35	3nos	1.05	100	100/B F		PBDA	CCD	
112	2019-20	Total						37.55						
113	2019-20	Project Management / NGO/ Institutional Mechanism & Monitoring / IEC / Publication		Hiring charges for field visit	25 villages		25	2.00	25	25/B		PBDA	CCD	
114	2019-20			Remuneration of MPW @ 6000/-	26 Villages	0.72	9	1.08					CCD	
115	2019-20			Computerized Documents work and Photography of developmental work	25 villages	0.50	50	0.50					PBDA	CCD
116	2019-20			Misc Contingency, PBDA Office,			2.00	1	2.00				PBDA	CCD
117	2019-20			Project management/Adminstrative charges	PBDA, Jamardihi			14.00				PBDA	CCD	
118	2019-20	Total						19.58						
119	2019-20	TOTAL							711.95					

Sl. No	Year	Sectors	Sub-sectors	Annual Works Proposed (along with rates)	Name of Village / Hamlet where the proposed works is to be undertaken	Unit Cost. In Lakh	Quantity (Where applicable) In Numbers, In Ac, In Mtrs	Financial Target (Rs. In lakhs)	No. of PVTG Beneficiaries (Male & Female Separately where feasible)			Implementing Agency (State Govt./ UT Admb./ NGO)	Funding Source
									Total	Male	Female		
I	II	III	IV	V	VI	VII	VIII	IX	X	XI	XII	XIII	XIV
1	2020-21	Social Sector	Education	Construction of Gyanamandir -cum-Knowledge Centre (In 550sqft)	Sandhar	7.50	1	7.50	63	63/B F		PBDA	CCD
2	2020-21			Education Complex, Sibida, Computer Teacher	Sibida	0.06	1nos	0.72	1	-		PBDA	CCD
3	2020-21			Girls Education complex, Sibida Expenditure Teacher Salary/41128/-	Sibida	0.11128	5	3.08				PBDA	CCD
4	2020-21			Education Complex, Sibida Expenditure Accountant 1/10575/-	Sibida	0.10248	1	0.85				PBDA	CCD
5	2020-21			CCA(8462/-x12x5)	Sibida	0.08462	5	4.18				PBDA	CCD
6	2020-21			Peon(8462/-x12x2)	Sibida	0.08462	2	1.67				PBDA	CCD
7	2020-21			Watchman(8462/-x12x2)	Sibida	0.08462	2	1.67				PBDA	CCD
8	2020-21			Helper(7320/-x12x2)	Sibida	0.0732	2	1.44				PBDA	CCD
9	2020-21			Sweeper(7320/-x12x2)	Sibida	0.0732	2	1.44				PBDA	CCD
10	2020-21			Boys Educational Complex, Bsc, B.Ed(PCM)	Sibida		1	1.97				PBDA	CCD
11	2020-21			B.A, B.Ed	Sibida		1	1.97				PBDA	CCD
12	2020-21			Bsc, B.Ed(CBZ)	Sibida		1	1.97				PBDA	CCD
13	2020-21			IA, CT	Sibida	1.485	2	2.70				PBDA	CCD
14	2020-21			Hindi/Sanskrit Teacher	Sibida	2.14	2	3.89				PBDA	CCD
15	2020-21			Matric CT	Sibida	1.21	3	3.31				PBDA	CCD
16	2020-21			PET	Sibida		1	1.11				PBDA	CCD
17	2020-21			Peon	Sibida		1	0.71				PBDA	CCD
18	2020-21			Attendant	Sibida	0.925	2	1.68				PBDA	CCD
19	2020-21			Helper	Sibida	0.665	2	1.21				PBDA	CCD
20	2020-21			CCA	Sibida	0.7	2	1.27				PBDA	CCD
21	2020-21			Jr. Clerk	Sibida		1	1.01				PBDA	CCD
22	2020-21			Const. of Boundary Wall with Staff Quarter at Sandhar	Sandhar	5.00	500mtrs	25.00	63	63/B F		PBDA	CCD

Sl. No	Year	Sectors	Sub-sectors	Annual Works Proposed (along with rates)	Name of Village / Hamlet where the proposed works is to be undertaken	Unit Cost. In Lakh	Quantity (Where applicable) In Numbers, In Ac, In Mtrs	Financial Target (Rs. In lakhs)	No. of PVTG Beneficiaries (Male & Female Separately where feasible)			Implementing Agency (State Govt./ UT Admb./ NGO)	Funding Source
									Total	Male	Female		
I	II	III	IV	V	VI	VII	VIII	IX	X	XI	XII	XIII	XIV
23	2020-21			Recurring Expenditure Boarders, Boys Education Complex	Sibida	0.0597	300	17.91	300	300/B	F	PBDA	CCD
24	2020-21			Sub-total				88.26					
25	2020-21		Health & Nutrition	Health Camp [In Nos]	26 villsges	0.2	26	5.20	6509			H & FW/PBDA	CCD
26	2020-21			Reimbursement of medical bill [In Nos]	26 villsges	0.19	26	5.00	6509			PBDA	CCD
27	2020-21			Spray of medicines at walls for malaria prevention [In Nos]	26 villsges	0.10	26	2.50	6509			PBDA	CCD
28	2020-21			Yearly Sickle Cell Screening of all Children (0-14Years) [In Nos]	26 villsges	0.001	100	0.10	100			Micro Project	CCD
29	2020-21			Sub-total				12.80					
30	2020-21		Drinking Water & Sanitation										
31	2020-21			Sub-total				0.00					
32	2020-21		Total					101.06					
33	2020-21	Infrastructure	Housing	Construction of Community Centre-cum-Knowledge Centre{In 550sqft}	Itee	7.50	1	7.50	41	41/B	F	PBDA	CCD
34	2020-21			Construction of Community Centre-cum-Knowledge Centre {In 550sqft}	Sandhar	7.50	1	7.50	63	63/B	F	PBDA	CCD
35	2020-21			Construction of Community Centre-cum-Knowledge Centre{In 550sqft}	Kadambini pur	7.50	1	7.50	39	39/B	F	PBDA	CCD
36	2020-21			Sub-total				22.50					
37	2020-21		Connectivity	Const. of CC road fromTala Sahi PataBhadi to Baniadiha Sahi with 4nos culvert in Middle road at Itee	Itee	5.00	800mtrs, 4nos	70.00	41	41/B	F	PBDA	CCD

Sl. No	Year	Sectors	Sub-sectors	Annual Works Proposed (along with rates)	Name of Village / Hamlet where the proposed works is to be undertaken	Unit Cost. In Lakh	Quantity (Where applicable) In Numbers, In Ac, In Mtrs	Financial Target (Rs. In lakhs)	No. of PVTG Beneficiaries (Male & Female Separately where feasible)			Implementing Agency (State Govt./ UT Admb./ NGO)	Funding Source
									Total	Male	Female		
I	II	III	IV	V	VI	VII	VIII	IX	X	XI	XII	XIII	XIV
38	2020-21			Const. of CC road from Baniadiha Sahi Mahul Gacha to Bandha Sahi with 2nos culvert in Middle road at ltee	ltee	5.00	1000mtrs, 2nos	60.00	41	41/B F		PBDA	CCD
39	2020-21			Const. of CC road from Sandhar village of Gai Gothani to Ranima Mund	Sandhar	5.00	500mtrs	25.00	63	63/B F		PBDA	CCD
40	2020-21			Const. of CC road from Kaira village to Jahla Chaka	Kaira	5.00	200mtrs	10.00	31	31/B F		PBDA	CCD
41	2020-21			Const. of CC road at Kaira village	Kaira	5.00	500mtrs	25.00	31	31/B F		PBDA	CCD
42	2020-21			Const. of Moorum road fromkaira chak to Sibida chhak	Kaira	5.00	200mtrs	10.00	45	45/B F		PBDA	CCD
43	2020-21			Const. of CC road at Kuldihi village(Sandhar)	Sandhar	5.00	200mtrs	10.00	63	63/B F		PBDA	CCD
44	2020-21			Const. of Main road to Dumuri Sahi at Balibahal	Balibahal	5.00	500mtrs	25.00	47	47/B F		PBDA	CCD
45	2020-21			Const. of CC road from Main road to Tala Sahi at Balibahal	Balibahal	5.00	500mtrs	25.00	47	47/B F		PBDA	CCD
46	2020-21			Const. of CC road from Bisirithakurani House to Gauda Sahi at Balibahal	Balibahal	5.00	200mtrs	10.00	47	47/B F		PBDA	CCD
47	2020-21			Const. of CC road from Kadambinipur Gram Mandap to Tala Sahi	Kadambinipur	5.00	200mtrs	10.00	39	39/B F		PBDA	CCD
48	2020-21			Const. of Moram road from Kadambinipur village to Ranima Nala	Kadambinipur	8.00	1km	8.00	39	39/B F		PBDA	CCD
49	2020-21			Const. of Moorum road from Tanugula Belamara Sahi to Ganeswarpur	Tanugula	8.00	4km	32.00	92	92/B F		PBDA	CCD

Sl. No	Year	Sectors	Sub-sectors	Annual Works Proposed (along with rates)	Name of Village / Hamlet where the proposed works is to be undertaken	Unit Cost. In Lakh	Quantity (Where applicable) In Numbers, In Ac, In Mtrs	Financial Target (Rs. In lakhs)	No. of PVTG Beneficiaies (Male & Female Separately where feasible)			Implementing Agency (State Govt./ UT Admb./ NGO)	Funding Source
									Total	Male	Femal e		
I	II	III	IV	V	VI	VII	VIII	IX	X	XI	XII	XIII	XIV
50	2020-21			Const. of CC road from Tanugula Village Munda Chhaka to Kalam Sahi	Tanugula	5.00	100mtrs	10.00	92	92/B F		PBDA	CCD
51	2020-21			Const. of CC road from Kalam Sahi to Gai Gotha	Tanugula	5.00	200mtrs	10.00	92	92/B F		PBDA	CCD
52	2020-21			Const. of CC road from Tanugula to Kaira	Tanugula	5.00	1000mtrs	50.00	92	92/B F		PBDA	CCD
53	2020-21			Const. of Bada Nala Bridge from Kuldhi to Kadambinipur Sandhar	Sandhar	5.00	1000mtrs	50.00	63	63/B F		PBDA	CCD
54	2020-21			Sub-total				440.00					
55	2020-21		Electrification	Solar electrification of 12 beneficiaries at ltee	ltee	0.10	12	1.20	12	12/B F		OREDA	CCD
56	2020-21			Solar electrification of 92 beneficiaries at Tanugula	Tanugula	0.10	92	9.20	92	92/B F		OREDA	CCD
57	2020-21			Maintanance of Solar street light at Boys & Girls Education Complex	Sibida	0.11	2	0.22	500	250	250	OREDA	CCD
58	2020-21			Sub-total				10.62					
59	2020-21	Total						473.12					
60	2020-21	Sustainable Livelihood Project	Irrigation	Const. of New Project of Meghanada Nala Cross Bond at ltee	ltee	40.00	20.00m	40.00	41	41/B F		PBDA	CCD
61	2020-21			Extn. Of CC Canal at Kundapani Nala	ltee	5.00	200mtrs	20.00	41	41/B F		PBDA	CCD
62	2020-21			Const. of New Pond of Dangapani at Sandhar	Sandhar	5.00	30mx30m x30m	5.00	63	63/B F		PBDA	CCD
63	2020-21			Const. of CC Canal of Puipani Cross Bond	Sandhar	5.00	300mtrs	15.00	40	40/B F		PBDA	CCD
64	2020-21			Renovation of Kaira Pond	Kaira	3.00	30mx30m x30m	3.00	31	31/B F		PBDA	CCD
65	2020-21			Repair of CC canal of Sareikela Canal	Sandhar	3.00	200mtrs	3.00	21	21/B F		PBDA	CCD

Sl. No	Year	Sectors	Sub-sectors	Annual Works Proposed (along with rates)	Name of Village / Hamlet where the proposed works is to be undertaken	Unit Cost. In Lakh	Quantity (Where applicable) In Numbers, In Ac, In Mtrs	Financial Target (Rs. In lakhs)	No. of PVTG Beneficiaies (Male & Female Separately where feasible)			Implementing Agency (State Govt./ UT Admb./ NGO)	Funding Source
									Total	Male	Femal e		
I	II	III	IV	V	VI	VII	VIII	IX	X	XI	XII	XIII	XIV
66	2020-21			Const. of New Pond at Balibahal	Balibahal	5.00	30mx30m x30m	5.00	47	47/B F		PBDA	CCD
67	2020-21			Const. of CC Canal from Dabanbada to Badapada Project Balibahal	Balibahal	5.00	500mtrs	25.00	47	47/B F		PBDA	CCD
68	2020-21			Const. of Cross Bond at Ranima Nala	Kadambini pur	10.00	5.00m	10.00	39	39/B F		PBDA	CCD
69	2020-21			Const. of CC canal at Ranima Nala	Kadambini pur	5.00	500mtrs	15.00	39	39/B F		PBDA	CCD
70	2020-21			Const. of CC canal at Chihiru Ghat	Tanugula	5.00	200mtrs	10.00	92	92/B F		PBDA	CCD
71	2020-21			Sub-total				151.00					
72	2020-21		Land Development										
73	2020-21			Sub-total				0.00					
74	2020-21		Horticulture										
75	2020-21			Sub-Total				0.00					
76	2020-21		Agriculture										
77	2020-21			Sub-total				0.00				PBDA	
78	2020-21		Animal Husbandry	29nos of Beneficiary require Plough Bullock at Itee	Itee	0.30	29	8.70	29	29/B F		PBDA	CCD
79	2020-21			41nos of Beneficiary require 5-Goat at Itee	Itee	0.25	41	20.50	41	41/B F		PBDA	CCD
80	2020-21			29nos of Beneficiary require Plough Bullock at Sandhar	Sandhar	0.30	63	18.90	63	63/B F		PBDA	CCD
81	2020-21			41nos of Beneficiary require 5Goat at Sandhar	Sandhar	0.25	63	31.50	63	63/B F		PBDA	CCD
82	2020-21			47nos of Beneficiary require Plough Bullock at Balibahal	Balibahal	0.30	47	23.50	47	47/B F		PBDA	CCD

Sl. No	Year	Sectors	Sub-sectors	Annual Works Proposed (along with rates)	Name of Village / Hamlet where the proposed works is to be undertaken	Unit Cost. In Lakh	Quantity (Where applicable) In Numbers, In Ac, In Mtrs	Financial Target (Rs. In lakhs)	No. of PVTG Beneficiaies (Male & Female Separately where feasible)			Implementing Agency (State Govt./ UT Admb./ NGO)	Funding Source
									Total	Male	Femal e		
I	II	III	IV	V	VI	VII	VIII	IX	X	XI	XII	XIII	XIV
83	2020-21			47nos of Beneficiary require 5-Goat at Balibahal	Balibahal	0.25	47	14.10	47	47/B F		PBDA	CCD
84	2020-21			1 nos of Beneficiary require1 nos Cow at Kadambinipur	Kadambinipur	0.20	1	0.20	1	1/BF		PBDA	CCD
85	2020-21			5 nos of Beneficiary require1 nos Cow at Itee	Itee	0.15	5	0.75	5	5/BF		PBDA	CCD
86	2020-21			92nos of Beneficiary require 5 Goat at Tanugula	Tanugula	0.25	92	23.00	92	92/B F		PBDA	CCD
87	2020-21			Sub-total				141.15					
88	2020-21		Market Link	Const. of 20 nos Shop	Kadambinipur	0.5	20	10.00	20	20/B F		PBDA	CCD
89	2020-21			Tailor Mechine 2 nos	Balibahal	0.15	2	0.30	2	2/BF		PBDA	CCD
90	2020-21			Tailor Mechine 2 nos	Kaira	0.15	2	0.30	2	2/BF		PBDA	CCD
91	2020-21			Sub-total				10.60					
92	2020-21		Social Security	Renewal of AABY	25 villages	0.00100	1	1.63	1625	1625/ BF		PBDA	CCD
93	2020-21			Sub-total				1.63					
94	2020-21		Promotion of SHG	Processing Unit for Horticulture Product/ NTEP	400 nos	0.25	40	10.00	400	400/B F		PBDA	CCD
95	2020-21			Const. of 2 nos MCU	5 villages	3.5	1	3.50	325	325/B F		PBDA	CCD
96	2020-21			Sub-total				13.50					
97	2020-21		Total					317.88					
98	2020-21		Conservation of Culture	Construction of Bisirikothi Pindi-cum-Knowledge Centre	Itee	2	1	2.00	41	41/B F		PBDA	CCD
99	2020-21			Sponsoring of cultural troupes for participation at District/State/National programme		10.00	1	10.00				PBDA	CCD
100	2020-21			Exposure visit to other Micro project area		2.00	1	2.00				PBDA	CCD
101	2020-21			Construction of Bisirikothi-cum-Knowledge Centre	Sandhar & Kuldihi	7.5	2	15.00	63	63/B F		PBDA	CCD

Sl. No	Year	Sectors	Sub-sectors	Annual Works Proposed (along with rates)	Name of Village / Hamlet where the proposed works is to be undertaken	Unit Cost. In Lakh	Quantity (Where applicable) In Numbers, In Ac, In Mtrs	Financial Target (Rs. In lakhs)	No. of PVTG Beneficiaies (Male & Female Separately where feasible)			Implementing Agency (State Govt./ UT Admb./ NGO)	Funding Source
									Total	Male	Femal e		
I	II	III	IV	V	VI	VII	VIII	IX	X	XI	XII	XIII	XIV
102	2020-21			Construction of Bisirikothi-cum-Knowledge Centre	Kaira	7.50	1	7.50	31	31/B F		PBDA	CCD
103	2020-21			Construction of Bisirikothi-cum-Knowledge Centre	Balibahal	7.50	1	7.50	47	47/B F		PBDA	CCD
104	2020-21			Const. of Bisirikothi -cum-Knowledge Centre	Tanugula	7.50	1	7.50	92	92/B F		PBDA	CCD
105	2020-21	Total						51.50					
106	2020-21	Capacity Building		Agriculture and Horticulture training programme	5 villages	0.50	5	2.50	336	336/B F		PBDA	CCD
107	2020-21			Training of Masroon Cultivation Programme	10 villages	0.01	250	2.50	250	250/B F		PBDA	CCD
108	2020-21			Training of Horticulture crops cultivation Banana, Cashew nut, Mango	10 villages	0.20	10	2.00	250	250/B F		PBDA	CCD
109	2020-21			Exposer visit of progresisve farmer withen state		0.10	5	1.50	300	300/B F		PBDA	CCD
110	2020-21			Training of Progressive farmer on intensive agriculture practices		0.15	10	1.50	300	300/B F		PBDA	CCD
111	2020-21			Training of Organic cultivation		0.15	10	1.50	300	300/B F		PBDA	CCD
112	2020-21			Taking of farmer field school		0.20	4	0.80	80	80/B F		PBDA	CCD
113	2020-21			Training on Disease treatement of Bullock	10 villages	0.60	4	2.40	610	610/B F		PBDA	CCD
114	2020-21			Training on Disease treatement of Goat	10 villages	0.60	4	2.40	610	610/B F		PBDA	CCD
115	2020-21			Exposer visit of Chipilima		1.00	10	10.00	300	300/B F		PBDA	CCD
116	2020-21			Training on Psiculture		0.10	3	0.30	30	30/B F		PBDA	CCD
117	2020-21			Training on Maleria Privension	26 Villages	0.26	10 nos	2.60	1625	1625/ BF		PBDA	CCD

Sl. No	Year	Sectors	Sub-sectors	Annual Works Proposed (along with rates)	Name of Village / Hamlet where the proposed works is to be undertaken	Unit Cost. In Lakh	Quantity (Where applicable) In Numbers, In Ac, In Mtrs	Financial Target (Rs. In lakhs)	No. of PVTG Beneficiaies (Male & Female Separately where feasible)			Implementing Agency (State Govt./ UT Admb./ NGO)	Funding Source	
									Total	Male	Femal e			
I	II	III	IV	V	VI	VII	VIII	IX	X	XI	XII	XIII	XIV	
118	2020-21			Training on important of Toilet const. and use	26 Villages	0.44	10 nos	4.40	1625	1625/BF		PBDA	CCD	
119	2020-21			Training on wooden Handicraft	5 GP	0.35	6 nos	2.10	100	250/BF		PBDA	CCD	
120	2020-21			Training to tribal artisan on porttery	5 GP	0.35	3nos	1.05	100	100/BF		PBDA	CCD	
121	2020-21	Total						37.55						
122	2020-21	Project Management / NGO/ Institutional Mechanism & Monitoring / IEC / Publication		Remuneration of MPW @ 6000/- per month x 12 x 9 [In Nos]	26 Villages	0.72	9	1.08					CCD	
123	2020-21			Hiring charges for field visit	25 Villages	2.00	25 Villages	2.00	1625	1625/BF			PBDA	CCD
124	2020-21			Computerized work and Photography of developmental work	25 villages	0.01	50	0.50					PBDA	CCD
125	2020-21			Misc Contingency, PBDA Office, Jamaradhi		2.00	1	2.00					PBDA	CCD
126	2020-21					Project management/Monitoring Evaluation & Adminstrative charges	PBDA, Jamardihi			19.76				PBDA
127	2020-21	Total						25.34						
128	2020-21	TOTAL						1006.45						

75.09 CCD

#REF!

1.625

#REF!

17.09 341.76

#REF!

#REF!

#REF!

0

46.94

#REF!

30.00

#REF!

245.00

29.30

217.00

#REF!

#REF!

#REF!

156.40

#REF!

6.500

10.00

						17.00
--	--	--	--	--	--	-------

30.00

39.35

854.86 42.743

27.43

#REF!

7.5

#REF!

6.3

112.00

#REF!

95.45

#REF!

11.00

10.00

13.5

42.00

37.55

#REF!

50.41

0.312

12.70

#REF!

22.50

440.00

10.62

151.00

#REF!

#REF!

#REF!

141.15

10.6

10.00

13.50

51.50

37.55

PART - VI
Abstract of CCD Plan for Paudi Bhuiyan Development Agency, Jamardihi, Angul
(Based on Priorities indicated in Part-V)

(Rs. in lakh)

Sl. No.	Name of PTG	Major Sectors	Sub-sectors	2016-17	2017-18	2018-19	2019-20	2020-21	Total
1	PAUDI BHUYAN	Social Sector	Education	83.59	85.83	77.39	63.41	88.26	398.48
2			Health & Nutrition	15.56	12.70	10.20	12.54	12.80	63.80
3			Drinking Water & Sanitation	0.00	0.00	0.00	0.00	0.00	0.00
4			Total	99.15	98.53	87.59	75.95	101.06	462.28
5		Infrastructure	Housing	13.44	102.00	30.00	7.50	22.50	175.44
6			Connectivity	29.73	780.50	245.00	289.50	440.00	1784.73
7			Electrification	10.68	18.50	29.30	6.30	10.62	75.40
8			Total	53.85	901.00	304.30	303.30	473.12	2035.57
9		Sustainable livelihood Development	Irrigation	45.21	299.00	217.00	112.00	151.00	824.21
10			Land Development	0.00	0.00	0.00	0.00	0.00	0.00
11			Horticulture	0.00	0.00	0.00	0.00	0.00	0.00
12			Agriculture	0.00	0.00	0.00	0.00	0.00	0.00
13			Animal Husbandry	7.50	358.81	156.40	95.45	141.15	759.31
14			Market Link	3.20	71.80	6.50	11.00	10.60	103.10
15			Social Security	1.63	1.63	1.63	1.63	1.63	8.13
16			Promotion of SHG	4.02	17.00	17.00	13.50	13.50	65.02
17			Total	61.56	748.24	398.53	233.58	317.88	1759.77
18		Conservation of Culture	109.00	36.00	30.00	42.00	51.50	268.50	
19		Capacity Building	20.00	36.75	39.35	37.55	37.55	171.20	
20		Project Management / NGO/ Institutional Mechanism & Monitoring / IEC / Publication	12.59	42.08	22.91	19.58	25.34	122.50	
21		Grand Total	356.14	1862.60	882.67	711.95	1006.45	4819.81	

PART - VI

Based on Priorities indicated in Part-V)

CCD Plan for Paudi Bhuyan, Jamardihi for the XII th Five Year Plan (2016-21)

Sl.No	Year	Sectors	Sub-sectors	Annual Works Proposed (along with rates)	Name of Village / Hamlet where the proposed works is to be undertaken	Unit Cost. In Lakh	Quantity (Where applicable eg. Housing roads etc.) In Numbers, In Ac, In Mtrs	Financial Target (Rs. In lakhs)	No. of PTG Beneficiaies (Male & Female Separately where feasible)			Implementing Agency (State Govt./ UT Admb./ NGO)	Funding Source
									Total	Male	Female		
I	II	III	IV	V	VI	VII	VIII	IX	X	XI	XII	XIII	XIV
1	2016-17	Social Sector	Education	Const. of Comound Wall at Boys Education Complex, Sibida	Sibida	5.00	400mtrs	20.00	250	250	-	PBDA	CCD
2	2016-17			Const. of Staff Quarter at Education Complex, Sibida	Sibida	10.00	2	20.00	250	250	-	PBDA	CCD
3	2016-17			Const. of Kitchen with Dining Hall at Education Complex, Sibida	Sibida	16.59	1	16.59	250	250	-	PBDA	CCD
4	2016-17			Const. of Hostel Building in Old PSHs Bandhabhuin Kanvashram	Bandhabhuin	4.00	1	4.00	650	-	650	PBDA	CCD
5	2016-17			Repair of Class room at Baradihi Primary School	Baradihi	2.00	1	2.00	51	30	21	PBDA	CCD
6	2016-17			Construction of Gyanamandir -cum- Knowledge Centre	Jamardihi	7.50	1	7.50	144	144/B	F	PBDA	CCD
7	2016-17			Const. of School Boundary Wall at Nagira	Nagira	5.00	100mtrs	5.00	143	143/B	F	PBDA	CCD
8	2016-17			Girls Education complex,Sibida Expenditure Teacher Salary(7600/-	Differential	0.076	5	0.96	5	3	2	PBDA	CCD

Sl.No	Year	Sectors	Sub-sectors	Annual Works Proposed (along with rates)	Name of Village / Hamlet where the proposed works is to be undertaken	Unit Cost. In Lakh	Quantity (Where applicable eg. Housing roads etc.) In Numbers, In Ac, In Mtrs	Financial Target (Rs. In lakhs)	No. of PTG Beneficiaies (Male & Female Separately where feasible)			Implementing Agency (State Govt./ UT Admb./ NGO)	Funding Source
									Total	Male	Female		
I	II	III	IV	V	VI	VII	VIII	IX	X	XI	XII	XIII	XIV
9	2016-17			Education complex,Sibida Expenditure Accountant-1(7000/-x12x1)	Differential	0.07	1	0.42					CCD
10	2016-17			CCA(5780/-x12x5)	Differential	0.0578	5	2.57	5	3	2	PBDA	CCD
11	2016-17			Peon(5780/-x12x2)	Differential	0.0578	2	1.027	2	1	1	PBDA	CCD
12	2016-17			Watchman(5780/-x12x2)	Differential	0.0578	2	1.027	1	1		PBDA	CCD
13	2016-17			Helper(5000/-x12x2)	Differential	0.05	2	0.8880	2	-	2	PBDA	CCD
14	2016-17			Sweeper(5000/-x12x2)	Differential	0.05	1	0.8880	1	-	1	PBDA	CCD
15	2016-17			Renumeration for Computer Teacher Education Complex, Sibida	Differential	0.06	1	0.72	1	-		PBDA	CCD
16	2016-17			Sub-total				83.59				.	
17	2016-17		Health & Nutrition	Rembrusements of medical bills of PTGs[In Nos]	26 Villages	0.25	26	6.50	6506	3274	3232	PBDA	CCD
18	2016-17			Health Camps[In Nos]	26 Villages	0.2	26	5.20	6506	3274	3232	H&FW	CCD
19	2016-17			Yearly Sickle Cell Screening of all children (0-14Years)	26 Villages	0.001	300	0.30				Micro Project	CCD

Sl.No	Year	Sectors	Sub-sectors	Annual Works Proposed (along with rates)	Name of Village / Hamlet where the proposed works is to be undertaken	Unit Cost. In Lakh	Quantity (Where applicable eg. Housing roads etc.) In Numbers, In Ac, In Mtrs	Financial Target (Rs. In lakhs)	No. of PTG Beneficiaies (Male & Female Separately where feasible)			Implementing Agency (State Govt./ UT Admb./ NGO)	Funding Source
									Total	Male	Female		
I	II	III	IV	V	VI	VII	VIII	IX	X	XI	XII	XIII	XIV
20	2016-17			Supply of Musquito nets in Sibida EC, Sibida	1 School	0.00150	250	0.375	250	-	250	Micro Project	CCD
21	2016-17			Health Camps at EC, Sibida	10nos	0.10	250	1.00	250			Micro Project	CCD
22	2016-17			Purchase of RO, water filter for EC, Sibida	3nos	0.20	250	0.6	250			Micro Project	CCD
23	2016-17			Health related Workshop	8nos	0.01	158	1.585	118			Micro Project	CCD
24	2016-17			Sub-total				15.56					
25	2016-17		Drinking Water & Sanitation					0.00					
26	2016-17			Sub-total				0.00					
27	2016-17	Total						99.15					
28	2016-17	Infrastructure	Housing	Repair of School roof at Salei, Baradihi AWC, Baradihi Community Centre, Khadaka AWC, Sandahar AWC, Rada Community Centre, Tanugula School, Kadamdih Community Centre.[In Nos]	Salei, Baradihi, Baradihi, Khadaka, Sandahar, Rada, Tanugula, Kadamdih	1.7	8	13.44	450	450/B F		PBDA	CCD
29	2016-17			Sub-total				13.44					

Sl.No	Year	Sectors	Sub-sectors	Annual Works Proposed (along with rates)	Name of Village / Hamlet where the proposed works is to be undertaken	Unit Cost. In Lakh	Quantity (Where applicable eg. Housing roads etc.) In Numbers, In Ac, In Mtrs	Financial Target (Rs. In lakhs)	No. of PTG Beneficiaies (Male & Female Separately where feasible)			Implementing Agency (State Govt./ UT Admb./ NGO)	Funding Source
									Total	Male	Female		
I	II	III	IV	V	VI	VII	VIII	IX	X	XI	XII	XIII	XIV
30	2016-17		Connectivity	Const. of CC road from Main road to Giri Sahi road Reach-I	Nagira	5.00	100mtrs	5.00	43	43/BF		PBDA	CCD
31	2016-17			Const. of CC road from Main road to Giri Sahi road Reach-II	Nagira	5.00	100mtrs	5.00	43	43/BF		PBDA	CCD
32	2016-17			Const. of CC road from Satya Julundi Home to Samal Behera HomeReach-I	Jamardihi	5.00	100Mtrs	5.00	144	144/BF		PBDA	CCD
33	2016-17			Const. of CC road from Satya Julundi Home to Samal Behera HomeReach-I	Jamardihi	5.00	100Mtrs	5.00	144	144/BF		PBDA	CCD
34	2016-17			Const. of CC road from Kadamdiha to Kadadiha	Jamudiha	5.00	200Mtrs	9.73	32	32/BF		PBDA	CCD
35	2016-17			Sub-total				29.73					
36	2016-17		Electrification	Supply of Solar electric lamp to individual BPL house hold of 4 GP of Micro Project, Jamardihi[In 200Nos]	Bandhabhu in GP, Seegarh, Pechamundi, Saida	0.05	200	10.00	200	200/BF		OREDA/ PBDA	CCD
37	2016-17			Repair of Solar electrification at Sibida [In 140Nos]	Sibida	0.005	140	0.68	144	144/BF		OREDA/ PBDA	CCD
38	2016-17			Sub-total				10.68					
39	2016-17		Total					53.85					

Sl.No	Year	Sectors	Sub-sectors	Annual Works Proposed (along with rates)	Name of Village / Hamlet where the proposed works is to be undertaken	Unit Cost. In Lakh	Quantity (Where applicable eg. Housing roads etc.) In Numbers, In Ac, In Mtrs	Financial Target (Rs. In lakhs)	No. of PTG Beneficiaies (Male & Female Separately where feasible)			Implementing Agency (State Govt./ UT Admb./ NGO)	Funding Source
									Total	Male	Female		
I	II	III	IV	V	VI	VII	VIII	IX	X	XI	XII	XIII	XIV
40	2016-17	Sustainable Livelihood Project	Irrigation	Renovation of Kurtibaspur Pond at Kurtibaspur [In 1Nos]	Kurtipasur	2.00	1	2.00	6	6/BF		PBDA	CCD
41	2016-17			Const. of Jantagoda Dam Project	Nagira	20.00	1	20.00	143	143/BF		PBDA	CCD
42	2016-17			Const. of CC Canal of Balipani Nala Canal at Namgaon[In 200Mtrs]	Nagira	5.00	200Mtrs	8.21	37	37/BF		PBDA	CCD
43	2016-17			Const. of CC canal at Sibida to Education Complex Reach-I	Sibida	5.00	80Mtrs	4.00	144	144/BF		PBDA	CCD
44	2016-17			Const. of CC canal at Sibida to Education Complex Reach-II	Sibida	5.00	80Mtrs	4.00	144	144/BF		PBDA	CCD
45	2016-17			Renovation of Purnapani Pond at Jamardihi	Jamardihi	2.00	1	2.00	144	144/BF		PBDA	CCD
46	2016-17			Const. of CC Canal at Kathakadali Nala In 100mtr	Jamudiha	5.00	100Mtrs	5.00	32	32/BF		PBDA	CCD
47	2016-17			Sub-total				45.21					
48	2016-17		Land Development					0.00					
49	2016-17			Sub-total				0.00					
50	2016-17		Agriculture					0.00					
51	2016-17			Sub-total				0.00					

Sl.No	Year	Sectors	Sub-sectors	Annual Works Proposed (along with rates)	Name of Village / Hamlet where the proposed works is to be undertaken	Unit Cost. In Lakh	Quantity (Where applicable eg. Housing roads etc.) In Numbers, In Ac, In Mtrs	Financial Target (Rs. In lakhs)	No. of PTG Beneficiaies (Male & Female Separately where feasible)			Implementing Agency (State Govt./ UT Admb./ NGO)	Funding Source
									Total	Male	Female		
I	II	III	IV	V	VI	VII	VIII	IX	X	XI	XII	XIII	XIV
52	2016-17		Horticulture					0.00					
53	2016-17			Sub-Total				0.00					
54	2016-17		Animal Husbandry	Supply of Plough Bullock [IN Nos]	Jamardihi 10nos, Bhimkand 3nos, Bandhabhu in 2nos.	0.25	30	7.50	30	30/BF		PBDA	CCD
55	2016-17			Sub-total				7.50					
56	2016-17		Market Link	Const. of Drying Yard at Sibida	Sibida	3.20	1	3.20	84	84/BF		PBDA	CCD
57	2016-17			Sub-total				3.20				PBDA	
58	2016-17		Social Security	AABY	26 villages	0.00100	1625	1.63	1625	1625/BF		PBDA	CCD
59	2016-17			Sub-total				1.63				PBDA	
60	2016-17		Promotion of SHG	Micro Credit support to SHG for Mushroom cultivation [In nos]	26 villages	0.10	40	4.02	400	400/BF		PBDA	CCD
61	2016-17			Sub-total				4.02					
62	2016-17	Total						61.56					
63	2016-17	Conservation of Culture		Const. of Museum &cultural centre at Jamardihi[In Nos]	Jamardihi	45.00	1	45.00	144	144/BF		PBDA	CCD

Sl.No	Year	Sectors	Sub-sectors	Annual Works Proposed (along with rates)	Name of Village / Hamlet where the proposed works is to be undertaken	Unit Cost. In Lakh	Quantity (Where applicable eg. Housing roads etc.) In Numbers, In Ac, In Mtrs	Financial Target (Rs. In lakhs)	No. of PTG Beneficiaies (Male & Female Separately where feasible)			Implementing Agency (State Govt./ UT Admb./ NGO)	Funding Source
									Total	Male	Female		
I	II	III	IV	V	VI	VII	VIII	IX	X	XI	XII	XIII	XIV
64	2016-17			Internal Decoration of the Museum	Jamardihi	30.00	1	30.00				PBDA	CCD
65	2016-17			Supply of costumes for dance & musical instrument	Rada	5.00	1	5.00				PBDA	CCD
66	2016-17			Sponsoring of cultural troupes for participation at District/State/National		10.00	1	10.00				PBDA	CCD
67	2016-17			Exposure visit to other Micro project area		2.00	1	2.00				PBDA	CCD
68	2016-17			Development of folk literature(supplementary and its publication)		5.00	1	5.00				ATLC/SC STRTI	CCD
69	2016-17			Documentation of pristine culture electronic/print mode	Jamardihi	5.00	26 villages	5.00	1625	1625/BF		PBDA/S CSTRTI	CCD
70	2016-17			Audio visual programme		5.00		5.00				PBDA/S CSTRTI	CCD
71	2016-17			Preservation and protection of sacred groove(5 villages in cluster)		2.00		2.00				PBDA	CCD
72	2016-17	Total						109.00					
73	2016-17	Capacity Building		Driving , Welding , Carpentry & Bamboo works training [In Nos]	26 villages	0.25	10	2.50	10	10/BF		PBDA	CCD

Sl.No	Year	Sectors	Sub-sectors	Annual Works Proposed (along with rates)	Name of Village / Hamlet where the proposed works is to be undertaken	Unit Cost. In Lakh	Quantity (Where applicable eg. Housing roads etc.) In Numbers, In Ac, In Mtrs	Financial Target (Rs. In lakhs)	No. of PTG Beneficiaies (Male & Female Separately where feasible)			Implementing Agency (State Govt./ UT Admb./ NGO)	Funding Source	
									Total	Male	Female			
I	II	III	IV	V	VI	VII	VIII	IX	X	XI	XII	XIII	XIV	
74	2016-17			Computer operation training [In Nos]	26villages	0.25	20	5.00	20	20/BF		PBDA	CCD	
75	2016-17			Tailoring & cloth embroidery training [In Nos]	26villages	0.25	50	12.50	100	100/BF		PBDA	CCD	
76	2016-17	Total						20.00						
77	2016-17	Project Management / NGO/Institutional Mechanism & Monitoring / IEC / Publication		Remuneration of MPW @ 6000/- per month x 12 x 9 [In Nos]	26 Villages	0.72	9	1.08					CCD	
78	2016-17			Hire Charges for Field Visit [In Nos]		0.08	26	2.00	1625	26 Villages		PBDA	CCD	
79	2016-17			Computerized Documents work and Photography of developmental work [In	26 villages	0.50	1	0.50				PBDA	CCD	
80	2016-17			Misc Contingency, PBDA Office, Jamaradhi	PBDA, Office	2.00	1	2.00				PBDA	CCD	
81	2016-17			Project management/Adminstrative charges				7.01				PBDA	CCD	
82	2016-17	Total						12.59						
83	2016-17	TOTAL (2015-2016)							356.14					

Sl.No	Year	Sectors	Sub-sectors	Annual Works Proposed (along with rates)	Name of Village / Hamlet where the proposed works is to be undertaken	Unit Cost. In Lakh	Quantity (Where applicable eg. Housing roads etc.) In Numbers, In Ac, In Mtrs	Financial Target (Rs. In lakhs)	No. of PTG Beneficiaies (Male & Female Separately where feasible)			Implementing Agency (State Govt./ UT Admb./ NGO)	Funding Source
									Total	Male	Female		
I	II	III	IV	V	VI	VII	VIII	IX	X	XI	XII	XIII	XIV
1	2016-17	Social Sector	Education	Construction of Gyanamandir -cum- Knowledge Centre [In 550sqft]	Sibida	7.50	1	7.50	86	86/BF		PBDA	CCD
2	2016-17			Construction of Gyanamandir-cum- Knowledge Centre[In 550sqft]	Pattamund	7.50	1	7.50	45	45/BF		PBDA	CCD
3	2016-17			Construction of Gyanamandir -cum- Knowledge Centre [In 550sqft]	Dudipani	7.50	1	7.50	118	118/B F		PBDA	Art 275(1)
4	2016-17			Construction of boundary wall for education complex [In 2000mtrs]	Sibida	5.00	2000mtrs	100.00	250	500 ST Boys& Girls		PBDA	MoTA
5	2016-17			Const. of Pry. School Boundary Wall [In100Mtrs]	Sibida	5.00	100mtrs	5.00	86	86/BF		PBDA	MoTA

Sl.No	Year	Sectors	Sub-sectors	Annual Works Proposed (along with rates)	Name of Village / Hamlet where the proposed works is to be undertaken	Unit Cost. In Lakh	Quantity (Where applicable eg. Housing roads etc.) In Numbers, In Ac, In Mtrs	Financial Target (Rs. In lakhs)	No. of PTG Beneficiaies (Male & Female Separately where feasible)			Implementing Agency (State Govt./ UT Admb./ NGO)	Funding Source
									Total	Male	Female		
I	II	III	IV	V	VI	VII	VIII	IX	X	XI	XII	XIII	XIV
6	2016-17			Non Recurring Expenditure of Boarders, Boys Education Complex	Sibida	0.12	100	12.00	100	100		PBDA	CCD
7	2016-17			Recurring Expenditure Boarders, Boys Education Complex	Sibida	0.0597	100	5.97	100	100		PBDA	CCD
8	2016-17			Repair of School & Const. of Boundry & Staff Quarter[In 3Nos] 550sqft	Baradihi	8.00	3	24.00	52	52/BF		PBDA	CCD
	2016-17			Girls Education complex,Sibida Expenditure Teacher Salary(8360/-x12x5)	Sibida	0.0836	5	1.41					CCD
9	2016-17							3.600					PBDA
	2016-17			Education complex,Shibida Expenditure Accountant-1(7700/-x12x1)	Sibida	0.077	1	0.504					CCD
10	2016-17							0.42					PBDA
	2016-17			CCA(6358/-x12x5)	Sibida	0.06358	5	2.91					CCD
11	2016-17							0.90					PBDA
	2016-17			Peon(6358/-x12x2)	Sibida	0.06358	2	1.17					CCD

Sl.No	Year	Sectors	Sub-sectors	Annual Works Proposed (along with rates)	Name of Village / Hamlet where the proposed works is to be undertaken	Unit Cost. In Lakh	Quantity (Where applicable eg. Housing roads etc.) In Numbers, In Ac, In Mtrs	Financial Target (Rs. In lakhs)	No. of PTG Beneficiaies (Male & Female Separately where feasible)			Implementing Agency (State Govt./ UT Admb./ NGO)	Funding Source
									Total	Male	Female		
I	II	III	IV	V	VI	VII	VIII	IX	X	XI	XII	XIII	XIV
12	2016-17			PCM(6358/-x12x2)	Sibida	0.06358	2	0.3600				PBDA	MoTA
	2016-17			Watchman(6358/-x12x2)	Sibida	0.06358	2	1.17					CCD
13	2016-17							0.3600				PBDA	MoTA
	2016-17			Helper(5500/-x12x2)	Sibida	0.0550	2	1.0080					CCD
14	2016-17							0.31				PBDA	MoTA
	2016-17			Sweeper(5500/-x12x2)	Sibida	0.0550	2	1.0080					CCD
15	2016-17							0.31				PBDA	MoTA
16	2016-17			Boys Educational Complex,Bsc,B.Ed(PCM)	Sibida		1	1.62				PBDA	CCD
17	2016-17			B.A,B.Ed	Sibida		1	1.62				PBDA	CCD
18	2016-17			Bsc,B.Ed(CBZ)	Sibida		1	1.62				PBDA	CCD
19	2016-17			IA,CT	Sibida	1.12	2	2.24				PBDA	CCD
20	2016-17			Hindi/Sanskrit Teacher	Sibida	1.62	2	3.24				PBDA	CCD

Sl.No	Year	Sectors	Sub-sectors	Annual Works Proposed (along with rates)	Name of Village / Hamlet where the proposed works is to be undertaken	Unit Cost. In Lakh	Quantity (Where applicable eg. Housing roads etc.) In Numbers, In Ac, In Mtrs	Financial Target (Rs. In lakhs)	No. of PTG Beneficiaies (Male & Female Separately where feasible)			Implementing Agency (State Govt./ UT Admb./ NGO)	Funding Source
									Total	Male	Female		
I	II	III	IV	V	VI	VII	VIII	IX	X	XI	XII	XIII	XIV
21	2016-17			Matric CT	Sibida	0.91	3	2.74				PBDA	CCD
22	2016-17			PET	Sibida		1	0.92				PBDA	CCD
23	2016-17			Peon	Sibida		1	0.58				PBDA	CCD
24	2016-17			Attendant	Sibida		2	1.39				PBDA	CCD
25	2016-17			Helper	Sibida		2	1.00				PBDA	CCD
26	2016-17			CCA	Sibida		2	1.16				PBDA	CCD
28	2016-17			Jr.Clerk	Sibida		1	0.84				PBDA	CCD
29	2016-17			Education Complex, Sibida, Computer Teacher	Sibida	0.06	1nos	0.72	1	-		PBDA	CCD
30	2016-17			Sub-total				204.59					
31	2016-17		Health & Nutrition	Health Camps[In Nos]	26 Villages	0.20	26	5.20	6509	3274	3232	&FW/PBD	CCD
32	2016-17			Reimbrusment of medical bill[In Nos]	26 Villages	0.27	26	7.00	6509	3274	3232	PBDA	CCD
33	2016-17			Mapping of Health, Nutrition & Social infrastructure in Micro Project Area[In Nos]	26 Villages	LS	26	1.00	6509	3274	3232	Micro Project (UNICEF	(H& FW)UNICEF
34	2016-17			State Level Refresher training of Key Micro Project Officials on community mobilization and immuzation (2days)[In Nos]	26 Villages	0.03	6	0.18	6	3	3	SCSTR I (UNICEF Supported)	(H& FW)UNICEF

Sl.No	Year	Sectors	Sub-sectors	Annual Works Proposed (along with rates)	Name of Village / Hamlet where the proposed works is to be undertaken	Unit Cost. In Lakh	Quantity (Where applicable eg. Housing roads etc.) In Numbers, In Ac, In Mtrs	Financial Target (Rs. In lakhs)	No. of PTG Beneficiaies (Male & Female Separately where feasible)			Implementing Agency (State Govt./ UT Admb./ NGO)	Funding Source
									Total	Male	Female		
I	II	III	IV	V	VI	VII	VIII	IX	X	XI	XII	XIII	XIV
35	2016-17			Project level Refresher training of Key Micro Project Officials on community mobilization and immunization (2days) [In Nos]	26 Villages	0.007	20	0.14	20	10	10	Micro Project (UNICEF Supported)	(H& FW)UNICEF
36	2016-17			Reprinting of Sickle Cell School Health Card [In Nos]	26 Villages	0.0005	100	0.05	100	100		Micro Project (UNICEF Supported)	(H& FW)UNICEF
37	2016-17			Yearly Sickle Cell Screening of all children (0-14 years)	26 Villages	0.001	500	0.50	500	250	250	Micro Project (UNICEF Supported)	CCD
38	2016-17			Half yearly third party monitoring of Programme Indicators, Sharing of findings and action plan finalisation [In Nos]	26 Villages	LS		0.50				SCSTR I (UNICEF Supported)	(H& FW)UNICEF
39	2016-17			Health & Nutrition SITAN (Identification of endemic Diseases and Nutrition issues) of Microproject [In Nos]	26 villages	LS		4.00				Micro Project (UNICEF Supported)	(H& FW)UNICEF
40	2016-17			Project level Training of officials and field functionaries (Health & ICDS, SC & STs) Women SHGs on improving Womens Nutrition (SWABHIMAAN)-	26 villages	0.007	25	0.175				Micro Project (UNICEF Supported)	(H& FW)UNICEF
41	2016-17			Monthly Review of MP by collector		0.005	12	0.06				UNICEF	(H& FW)UNICEF
42	2016-17			AMBULANCE [In Nos]	26 Villages	5.00	4	20.00	6509	3274	3232	H&FW	H&FW
43	2016-17			Sub-total				38.8050					

Sl.No	Year	Sectors	Sub-sectors	Annual Works Proposed (along with rates)	Name of Village / Hamlet where the proposed works is to be undertaken	Unit Cost. In Lakh	Quantity (Where applicable eg. Housing roads etc.) In Numbers, In Ac, In Mtrs	Financial Target (Rs. In lakhs)	No. of PTG Beneficiaies (Male & Female Separately where feasible)			Implementing Agency (State Govt./ UT Admb./ NGO)	Funding Source
									Total	Male	Female		
I	II	III	IV	V	VI	VII	VIII	IX	X	XI	XII	XIII	XIV
44	2016-17		Drinking Water & Sanitation	Const. of Solar drinking water Plant Piped Water connection to Households from Over Head Tank at Silakala [In Nos]	Barunadihi	7.00	1	7.00	33	33/BF		RWSS	RD
45	2016-17			Repair of Open well at Baradihi [In Nos]	Baradihi	0.50	1	0.50	53	53/BF		RWSS	RD
46	2016-17			Const. of Solar drinking water Plant Piped Water connection to Households from Over Head Tank [In Nos]	Bardihi	7.00	1	7.00	16	16/BF		RWSS	RD
47	2016-17			Const. of Solar drinking water Plant Piped Water connection to Households from Over Head Tank [In Nos]	Sibida	7.00	3	21.00	86	86/BF		RWSS	RD
48	2016-17			Const. of Solar drinking water Plant Piped Water connection to Households from Over Head Tank [In Nos]	Dudipani	7.00	4	28.00	118	118/BF		RWSS	RD
49	2016-17			Const. of Solar drinking water Plant Piped Water connection to Households from Over Head Tank [In Nos]	Pattamund	7.00	2	14.00	45	45/BF		RWSS	RD
40	2016-17			Const. of Solar drinking water Plant Piped Water connection to Households from Over Head Tank [In Nos]	Nagira	7.00	5	35.00	120	120/BF		RWSS	RD

Sl.No	Year	Sectors	Sub-sectors	Annual Works Proposed (along with rates)	Name of Village / Hamlet where the proposed works is to be undertaken	Unit Cost. In Lakh	Quantity (Where applicable eg. Housing roads etc.) In Numbers, In Ac, In Mtrs	Financial Target (Rs. In lakhs)	No. of PTG Beneficiaies (Male & Female Separately where feasible)			Implementing Agency (State Govt./ UT Admb./ NGO)	Funding Source
									Total	Male	Female		
I	II	III	IV	V	VI	VII	VIII	IX	X	XI	XII	XIII	XIV
50	2016-17			Const. of Solar drinking water Plant at Namgaon Piped Water connection to Households from Over Head Tank [In Nos]	Nagira	7.00	1	7.00	37	37/BF		RWSS	RD
51	2016-17			Const. of Solar drinking water Plant Piped Water connection to Households from Over Head Tank [In Nos]	Jamardihi	7.00	5	35.00	144	144/BF		RWSS	RD
52	2016-17			Const. of Solar drinking water Plant Piped Water connection to Households from Over Head Tank [In Nos]	Jamudiha	7.00	2	14.00	32	32/BF		RWSS	RD
53	2016-17			Sub-total				168.50					
54	2016-17	Total						411.8990					
55	2016-17	Infrastructure	Housing	13 nos of House required at Pattamund [In Nos]	Pattamund	1.04	13	13.52	13	13/BF		Bllock	PR Deptt.
56	2016-17			111 nos of House required at Dudipani [In Nos]	Dudipani	1.04	111	115.44	111	111/BF		Bllock	PR Deptt.
57	2016-17			60 nos of House required at Sibida [In Nos]	Sibida	1.04	60	62.40	60	60/BF		Bllock	PR Deptt.
58	2016-17			Const. of Anganwadi Centre Boundry Wall [In Nos]	Sibida	7.00	1	7.00	86	86/BF		PBDA/W &CD	W&CD
59	2016-17			Food Processing Unit at Dudipani	Dudipani	25.00	1	25.00	1625	1625/BF		PBDA/N TPC	CCD
60	2016-17			Construction of Community Centre-cum-Knowledge Centre [In 550sqft]	Barunadihi	7.50	1	7.50	33	33/BF		PBDA	CCD

Sl.No	Year	Sectors	Sub-sectors	Annual Works Proposed (along with rates)	Name of Village / Hamlet where the proposed works is to be undertaken	Unit Cost. In Lakh	Quantity (Where applicable eg. Housing roads etc.) In Numbers, In Ac, In Mtrs	Financial Target (Rs. In lakhs)	No. of PTG Beneficiaies (Male & Female Separately where feasible)			Implementing Agency (State Govt./ UT Admb./ NGO)	Funding Source
									Total	Male	Female		
I	II	III	IV	V	VI	VII	VIII	IX	X	XI	XII	XIII	XIV
61	2016-17			Construction of Community Centre-cum-Knowledge Centre [In 550sqft]	Baradihi & Silakala	7.50	1	7.50	52	52/BF		PBDA	CCD
62	2016-17			Construction of MPW Quarter [In 550sqft]	Baradihi	7.50	1	7.50	52	52/BF		PBDA	CCD
63	2016-17			Construction of Community Centre-cum-Knowledge Centre [In Nos]	Sibida	7.50	1	7.50	86	86/BF		PBDA	CCD
64	2016-17			3 nos of House required at Kurtibasapur [In Nos]	Kurtipasapur	1.04	3	3.12	3	3/BF		Billock	PR Deptt.
65	2016-17			53nos of House required at Nagira [In Nos]	Nagira	1.04	53	55.12	53	53/BF		Billock	PR Deptt.
66	2016-17			63 nos of House required at Jamardihi [In Nos]	Jamardihi	1.04	63	65.52	63	63/BF		Billock	PR Deptt.
67	2016-17			Const. of Agnawadi Centre [In Nos]	Jamudiha	7.00	1	7.00	32	32/BF		PBDA/W & CD	W&CD
68	2016-17			Repair of Community Centre -cum-Knowledge	Nagira	1.50	1	1.50	143	143/BF		PBDA	CCD
69	2016-17			Const. of New office Building at PBDA, Jamardihi [1200sqft]	Jamardihi	0.015	1	18.00	1625	1625/BF		PBDA	CCD
70	2016-17			Const. of Staff Building at PBDA, Jamardihi & Boundary Wall [In 1250sqft]	Jamardihi	0.015	2	20.00	1625	1625/BF		PBDA	CCD
71	2016-17			Construction of Community Center[In 550sqft]	Jamudiha	7.50	1	7.50	32	32/BF		PBDA	CCD
72	2016-17			Sub-total				431.12					

Sl.No	Year	Sectors	Sub-sectors	Annual Works Proposed (along with rates)	Name of Village / Hamlet where the proposed works is to be undertaken	Unit Cost. In Lakh	Quantity (Where applicable eg. Housing roads etc.) In Numbers, In Ac, In Mtrs	Financial Target (Rs. In lakhs)	No. of PTG Beneficiaies (Male & Female Separately where feasible)			Implementing Agency (State Govt./ UT Admb./ NGO)	Funding Source
									Total	Male	Female		
I	II	III	IV	V	VI	VII	VIII	IX	X	XI	XII	XIII	XIV
73	2016-17		Connectivity	Const. of CC Road from Patra Phadi to Tala Sahi at Pattamund [In	Pattamund	5.00	500mtrs	25.00	45	45/BF		PBDA	CCD
74	2016-17			Const. of CC Road from Village Middle Kulha Sahi Tentuli Gachha to Chaunria Pond at Pattamund [In	Pattamund	5.00	500mtrs	25.00	45	45/BF		PBDA	CCD
75	2016-17			Const. of CC road from Rugudihi Sahi Kendhumula Chhaka to Dina Behera Home [In 500Mtrs]	Dudipani	5.00	500mtrs	25.00	118	118/B F		PBDA	CCD
76	2016-17			Const. of CC road from Biswanath Nayak Home to Prabasi Behera Home [In 500Mtrs]	Dudipani	5.00	500mtrs	25.00	118	118/B F		PBDA	CCD
77	2016-17			Const. of CC road from Dudipani Pry. School to Bhimkand Chhaka [In 3000Mtrs]	Dudipani	5.00	3000mtrs	150.00	200	200/B F		PBDA	CCD
78	2016-17			Const. of Bridge of Gauda Pahada Nala [In Nos]	Barunadihi	3.50	1	3.50	33	33/BF		PBDA	CCD
79	2016-17			Const. of Bridge of Bainga Nala [In Nos]	Barunadihi	3.50	1	3.50	33	33/BF		PBDA	CCD
80	2016-17			Const. of CC road from Ranima Chhaka to Tunka Sahi [In 1000Mtrs]	Barunadihi	5.00	1000mtrs	50.00	33	33/BF		PBDA	CCD
81	2016-17			Const. of CC road from Baradihi to Barunadihi [In 1000 Mtrs]	Barunadihi	5.00	1000mtrs	50.00	33	33/BF		PBDA	CCD

Sl.No	Year	Sectors	Sub-sectors	Annual Works Proposed (along with rates)	Name of Village / Hamlet where the proposed works is to be undertaken	Unit Cost. In Lakh	Quantity (Where applicable eg. Housing roads etc.) In Numbers, In Ac, In Mtrs	Financial Target (Rs. In lakhs)	No. of PTG Beneficiaies (Male & Female Separately where feasible)			Implementing Agency (State Govt./ UT Admb./ NGO)	Funding Source
									Total	Male	Female		
I	II	III	IV	V	VI	VII	VIII	IX	X	XI	XII	XIII	XIV
82	2016-17			Const. of CC road from Ranima Mund to Pacheri Ghat[In 1500Mtrs]	Baradihi	5.00	1500mtrs	75.00	53	53/BF		PBDA	CCD
83	2016-17			Const. of Bridge at Pacheri Ghat[In Nos]	Baradihi	20.00	1	20.00	53	53/BF		PBDA	CCD
84	2016-17			Const. of Bridge at Dalama Nala [In Nos]	Baradihi	5.00	1	5.00	53	53/BF		PBDA	CCD
85	2016-17			Const. of Bridge at Chakunda Mund[In Nos]	Baradihi	5.00	1	5.00	53	53/BF		PBDA	CCD
86	2016-17			Repair of CC road from Baradiha Hatapada to Silakala Nala[In 200 Mtrs]	Baradihi	5.00	200mtrs	10.00	53	53/BF		PBDA	CCD
87	2016-17			Const. of CC road from Pradhan Manti road Chhak to Education Complex, Sibida[In300 Mtrs]	Sibida	5.00	300mtrs	15.00	500	500/BF		PBDA	CCD
89	2016-17			Const. of CC road from Sibida Gram Mandap to Pry. School[In200 Mtrs]	Sibida	5.00	200mtrs	10.00	81	81/BF		PBDA	CCD
90	2016-17			Const. of CC road from Middle village to Tala Sahi[In200Mtrs]	Sibida	5.00	200mtrs	10.00	81	81/BF		PBDA	CCD
91	2016-17			Const. of Morrum road from Sibida Education Complex to Taramakanta[In	Sibida	8.00	1	16.00	81	81/BF		PBDA	CCD
92	2016-17			Const. of CC Khala/Drying yard[In nos]	Sihida	5.00	2	10.00	81	81/BF		PBDA	CCD

Sl.No	Year	Sectors	Sub-sectors	Annual Works Proposed (along with rates)	Name of Village / Hamlet where the proposed works is to be undertaken	Unit Cost. In Lakh	Quantity (Where applicable eg. Housing roads etc.) In Numbers, In Ac, In Mtrs	Financial Target (Rs. In lakhs)	No. of PTG Beneficiaies (Male & Female Separately where feasible)			Implementing Agency (State Govt./ UT Admb./ NGO)	Funding Source
									Total	Male	Female		
I	II	III	IV	V	VI	VII	VIII	IX	X	XI	XII	XIII	XIV
93	2016-17			Const. of Bridge of Gauda Pahada Nala	Barunadihi	10.00	1	10.00	33	33/BF		PBDA	CCD
94	2016-17			Const. of Bridge of Bainga Nala	Barunadihi	10.00	1	10.00	33	33/BF		PBDA	CCD
95	2016-17			Const. of CC road from Main road to Giri Sahi road [In 400mtrs]	Nagira	5.00	400mtrs	20.00	43	43/BF		PBDA	CCD
96	2016-17			Const. of CC road from Panchayat Chhak to Badam Sahi road Reach-I	Nagira	5.00	100mtrs	5.00	51	51/BF		PBDA	CCD
97	2016-17			Const. of CC road from Panchayat Chhak to Badam Sahi road Reach-II	Nagira	5.00	100mtrs	5.00	51	51/BF		PBDA	CCD
98	2016-17			Const. of CC road from Main road to Munda Sahi [In 400mtrs]	Nagira	5.00	400mtrs	20.00	63	63/BF		PBDA	CCD
99	2016-17			Const. of CC road from Mandira Shahi to Upara Sahi [In 400mtrs]	Nagira	5.00	400mtrs	10.00	35	35/BF		PBDA	CCD
100	2016-17			Const. of CC road from Panchayat Chhak to Pradhan Sahi Reach-I	Nagira	5.00	100mtrs	5.00	36	36/BF		PBDA	CCD
101	2016-17			Const. of CC road from Panchayat Chhak to Pradhan Sahi Reach-II	Nagira	5.00	100mtrs	5.00	36	36/BF		PBDA	CCD
102	2016-17			Improvement of Moram road from Nagira Village to Bada Nala [In 500Mtrs]	Nagira	8.00	500mtrs	4.00	80	80/BF		PBDA	CCD

Sl.No	Year	Sectors	Sub-sectors	Annual Works Proposed (along with rates)	Name of Village / Hamlet where the proposed works is to be undertaken	Unit Cost. In Lakh	Quantity (Where applicable eg. Housing roads etc.) In Numbers, In Ac, In Mtrs	Financial Target (Rs. In lakhs)	No. of PTG Beneficiaies (Male & Female Separately where feasible)			Implementing Agency (State Govt./ UT Admb./ NGO)	Funding Source
									Total	Male	Female		
I	II	III	IV	V	VI	VII	VIII	IX	X	XI	XII	XIII	XIV
103	2016-17			Improvement of road at Garjankhol road [In 2500Mtrs]	Nagira	8.00	2500mtrs	20.00	143	143/B F		PBDA	CCD
104	2016-17			Const. of CC Khala/Drying yard	Nagira	5.00	1	5.00	143	143/B F		PBDA	CCD
105	2016-17			Const. of Murum road from Darabar to Shankhuadihi at Namagaon [In750Mtrs]	Nagira	8.00	750mtrs	6.00	37	37/BF		PBDA	CCD
106	2016-17			Const. of CC road from Mandap to Village road at Namgaon[In 200mtrs]	Nagira	5.00	200mtrs	10.00	37	37/BF		PBDA	Art 275(1)
107	2016-17			Const. of CC road at Upara Sahi Sukuta Mantri House [In1000Mtrs]	Jamardihi	5.00	1000mtrs	50.00	144	144/B F		PBDA	CCD
108	2016-17			Const. of CC road from Satya Julundi Home to Samal Behera Home	Jamardihi	5.00	300mtrs	15.00	144	144/B F		PBDA	CCD
109	2016-17			Const. of CC road from Bishnu Behera Home to Kadamba Mula Chhaka [In	Jamardihi	5.00	500mtrs	25.00	144	144/B F		PBDA	CCD
110	2016-17			Const. of CC Khala/Drying yard	Jamudiha	5.00	1	5.00	32	32/BF		PBDA	CCD
111	2016-17			Const. of CC road from Jamudiha School to Nadi Reach-I	Jamudiha	5.00	100mtrs	5.00	32	32/BF		PBDA	CCD
112	2016-17			Const. of CC road from Jamudiha School to Nadi Reach-II	Jamudiha	5.00	100mtrs	5.00	32	32/BF		PBDA	CCD

Sl.No	Year	Sectors	Sub-sectors	Annual Works Proposed (along with rates)	Name of Village / Hamlet where the proposed works is to be undertaken	Unit Cost. In Lakh	Quantity (Where applicable eg. Housing roads etc.) In Numbers, In Ac, In Mtrs	Financial Target (Rs. In lakhs)	No. of PTG Beneficiaies (Male & Female Separately where feasible)			Implementing Agency (State Govt./ UT Admb./ NGO)	Funding Source
									Total	Male	Female		
I	II	III	IV	V	VI	VII	VIII	IX	X	XI	XII	XIII	XIV
113	2016-17			Const. of CC road from Baishakhu Dhangad to Nadi Reach-I	Jamudiha	5.00	100mtrs	5.00	32	32/BF		PBDA	CCD
114	2016-17			Const. of CC road from Baishakhu Dhangad to Nadi Reach-II	Jamudiha	5.00	100mtrs	5.00	32	32/BF		PBDA	CCD
115	2016-17			Const. of Morrum & Culvert at Jamudiha Tala road	Jamudiha	7.50	1	7.50	32	32/BF		PBDA	CCD
116	2016-17			Sub-total				790.50					
117	2016-17		Electrification	Solar electrification of 33 beneficiaries at Barunadihi	Barunadihi	0.10	33	3.30	33	33/BF		OREDA	CCD
118	2016-17			Solar electrification of 52 beneficiaries at Baradihi	Baradihi	0.10	52	5.20	52	52/BF		OREDA	CCD
119	2016-17			Provision of solar street light to Girls educational complex	Sibida	0.5	20	10.00	250		250/BF	OREDA/PBDA	CCD
120	2016-17			Sub-total				18.50					
121	2016-17	Total						1240.12					
122	2016-17	Sustainable Livelihood Project	Irrigation	Construction of CC Canal at Pattamund	Pattamund	5.00	500mtrs	25.00	45	45/BF		PBDA	CCD
123	2016-17			Const. of CC wall Chaunria Pond at Pattamund	Pattamund	20.00	400mtrs	20.00	45	45/BF		PBDA	CCD
124	2016-17			Const. of New Pond at Pattamund	Pattamund	5.00	30mx30mx30m	5.00	45	45/BF		PBDA	CCD
125	2016-17			Repair of Khali Munda Cross Bond Project	Dudipani	5.00	1	5.00	118	118/BF		PBDA	CCD

Sl.No	Year	Sectors	Sub-sectors	Annual Works Proposed (along with rates)	Name of Village / Hamlet where the proposed works is to be undertaken	Unit Cost. In Lakh	Quantity (Where applicable eg. Housing roads etc.) In Numbers, In Ac, In Mtrs	Financial Target (Rs. In lakhs)	No. of PTG Beneficiaies (Male & Female Separately where feasible)			Implementing Agency (State Govt./ UT Admb./ NGO)	Funding Source
									Total	Male	Female		
I	II	III	IV	V	VI	VII	VIII	IX	X	XI	XII	XIII	XIV
126	2016-17			Const. of Mudi Pindhani Nala Project	Dudipani	20.00	10.00m	20.00	118	118/B F		PBDA	CCD
127	2016-17			Const. of Kakharua Nala of Kudhei Dahar Cross Bond	Dudipani	50.00	20.00m	50.00	280	280/B F		PBDA	CCD
128	2016-17			Repair of Kalachua Cross Bond Project	Dudipani	10.00	5.00m	10.00	118	118/B F		PBDA	CCD
129	2016-17			Const. of Bhaunighar WHS	Barunadihi	20.00	1	20.00	33	33/BF		PBDA	CCD
130	2016-17			Const. of CC canal at Kainta Nala	Barunadihi	5.00	400mtrs	20.00	33	33/BF		PBDA	CCD
131	2016-17			Const. of Pond at Baradihi	Baradihi	5.00	30mx30mx 30m	5.00	52	1/BF		PBDA	CCD
132	2016-17			Repair of Barakati WHS at Baradihi	Baradihi	10.00	1	10.00	52	52/BF		PBDA	Art 275(1)
133	2016-17			Const. of CC Canal From Chakunda Mund to	Baradihi	5.00	400mtrs	20.00	52	52/BF		PBDA	CCD
134	2016-17			Const. of CC Canal From Mango Orchard Canal	Baradihi	5.00	400mtrs	20.00	52	52/BF		PBDA	CCD
135	2016-17			Renovation of village Pond	Baradihi	2.00	1	2.00	52	52/BF		PBDA	CCD
136	2016-17			Renovation of Old Pond	Sibida	2.00	1	2.00	81	81/BF		PBDA	CCD
137	2016-17			Const. of CC canal from Pry. School to Kanyashram	Sibida	5.00	200mtrs	10.00	81	81/BF		PBDA	Art 275(1)
138	2016-17			Const. of CC Canal from old Chack dam to Pry.	Sibida	5.00	200mtrs	10.00	81	81/BF		PBDA	CCD
139	2016-17			Const. of Chadakamara Dam Project	Nagira	40.00	20.00m	40.00	143	143/B F		PBDA	CCD
140	2016-17			Const. of Bara Mund Jharana Nala Dam Project & Const. of CC canal	Jamardihi	20.00	1	20.00	144	144/B F		PBDA	CCD
142	2016-17			Const. of New Pond at Khandia Nali	Jamudiha	5.00	30mx30mx 30m	5.00	32	32/BF		PBDA	CCD

Sl.No	Year	Sectors	Sub-sectors	Annual Works Proposed (along with rates)	Name of Village / Hamlet where the proposed works is to be undertaken	Unit Cost. In Lakh	Quantity (Where applicable eg. Housing roads etc.) In Numbers, In Ac, In Mtrs	Financial Target (Rs. In lakhs)	No. of PTG Beneficiaies (Male & Female Separately where feasible)			Implementing Agency (State Govt./ UT Admb./ NGO)	Funding Source
									Total	Male	Female		
I	II	III	IV	V	VI	VII	VIII	IX	X	XI	XII	XIII	XIV
143	2016-17			Sub-total				319.00					
144	2016-17		Land Development	Land Development[In Ac]	Pattamund	0.20	20ac	4.00	45	45/BF		MGNREGA	PR Deptt.
145	2016-17			Land DevelopmentIn Ac]	Baradihi	0.20	10ac	2.00	52	52/BF		MGNREGA	PR Deptt.
146	2016-17			Land DevelopmentIn Ac]	Sibida	0.20	35ac	7.00	79	79/BF		MGNREGA	PR Deptt.
147	2016-17			Sub-total				13.00					
148	2016-17		Horticulture	Supply of Potato, Vegetable, Onion Fertilizers & Pesticide etc.[In Ac]	Jamardihi	0.32	12ac	3.84	144	144/BF		Horticulture/PBD A	Horticulture
149	2016-17			Banana[In Ac]	Jamardihi	0.40	10ac	4.00	10	10/BF		Horticulture/PBD	Horticulture
150	2016-17			Cashew nut plantation[In Ac]	Jamardihi	0.15	4ac	0.60	20	20/BF		Horticulture/PBD	Horticulture
151	2016-17			Mango & Orange[In Ac]	Jamardihi	0.37	9ac	3.33	20	20/BF		Horticulture/PBD	Horticulture
152	2016-17			Ginger, Turmeric Seeds [In Ac]	Jamardihi	0.36	10ac	3.60	144	144/BF		Horticulture/PBD	Horticulture
153	2016-17			Supply of Potato, Vegetable, Onion Fertilizers & Pesticide etc.[In Ac]	Dudipani	0.32	15ac	4.80	118	118/BF		Horticulture/PBD A	Horticulture
154	2016-17			Banana[In Ac]	Dudipani	0.40	10ac	4.00	10	10/BF		Horticulture/PBD	Horticulture
155	2016-17			Cashew nut plantation[In Ac]	Dudipani	0.15	4ac	0.60	20	20/BF		Horticulture/PBD	Horticulture
156	2016-17			Mango & Orange[In Ac]	Dudipani	0.37	9ac	3.33	20	20/BF		Horticulture/PBD	Horticulture
157	2016-17			Ginger, Turmeric Seeds [In Ac]	Dudipani	0.36	10ac	3.60	118	118/BF		Horticulture/PBD	Horticulture
158	2016-17			Supply of Potato, Vegetable, Onion Fertilizers	Timi	0.32	12ac	3.84	85	85/BF		Horticulture/PBD	Horticulture

Sl.No	Year	Sectors	Sub-sectors	Annual Works Proposed (along with rates)	Name of Village / Hamlet where the proposed works is to be undertaken	Unit Cost. In Lakh	Quantity (Where applicable eg. Housing roads etc.) In Numbers, In Ac, In Mtrs	Financial Target (Rs. In lakhs)	No. of PTG Beneficiaies (Male & Female Separately where feasible)			Implementing Agency (State Govt./ UT Admb./ NGO)	Funding Source
									Total	Male	Female		
I	II	III	IV	V	VI	VII	VIII	IX	X	XI	XII	XIII	XIV
159	2016-17			Banana[In Ac]	Timi	0.40	10ac	4.00	10	10/BF		Horticulture/PBD	Horticulture
160	2016-17			Cashew nut plantation[In Ac]	Timi	0.15	4ac	0.60	20	20/BF		Horticulture/PBD	Horticulture
162	2016-17			Mango & Orange[In Ac]	Timi	0.37	9ac	3.33	20	20/BF		Horticulture/PBD	Horticulture
163	2016-17			Ginger, Turmeric Seeds [In Ac]	Timi	0.36	10ac	3.60	85	85/BF		Horticulture/PBD	Horticulture
164	2016-17			Supply of Potato, Vegetable, Onion Fertilizers & Pesticide etc [In Ac]	Duipani	0.32	15ac	4.80	131	131/BF		Horticulture/PBD	Horticulture
165	2016-17			Banana[In Ac]	Duipani	0.40	10ac	4.00	10	10/BF		Horticulture/PBD	Horticulture
166	2016-17			Cashew nut plantation[In Ac]	Duipani	0.15	4ac	0.60	20	20/BF		Horticulture/PBD	Horticulture
167	2016-17			Mango & Orange[In Ac]	Duipani	0.37	9ac	3.33	20	20/BF		Horticulture/PBD	Horticulture
168	2016-17			Ginger, Turmeric Seeds [In Ac]	Duipani	0.36	10ac	3.60	131	131/BF		Horticulture/PBD	Horticulture
169	2016-17			Supply of Potato, Vegetable, Onion Fertilizers & Pesticide etc [In Ac]	Nagira	0.32	15ac	4.80	143	143/BF		Horticulture/PBD	Horticulture
170	2016-17			Banana[In Ac]	Nagira	0.40	10ac	4.00	10	10/BF		Horticulture/PBD	Horticulture
171	2016-17			Cashew nut plantation[In Ac]	Nagira	0.15	4ac	0.60	20	20/BF		Horticulture/PBD	Horticulture
172	2016-17			Mango & Orange[In Ac]	Nagira	0.37	9ac	3.33	20	20/BF		Horticulture/PBD	Horticulture
173	2016-17			Ginger, Turmeric Seeds [In Ac]	Nagira	0.36	10ac	3.60	131	131/BF		Horticulture/PBD	Horticulture
174	2016-17			Supply of Potato, Vegetable, Onio, Fertilizers & Pesticide etc [In Ac]	Sibida	0.32	12ac	3.84	86	86/BF		Horticulture/PBD	Horticulture
175	2016-17			Banana[In Ac]	Sibida	0.40	10ac	4.00	10	10/BF		Horticulture/PBD	Horticulture
176	2016-17			Cashew nut plantation[In Ac]	Sibida	0.15	4ac	0.60	20	20/BF		Horticulture/PBD	Horticulture
177	2016-17			Mango & Orange[In Ac]	Sibida	0.34	5ac	1.70	20	20/BF		Horticulture/PBD	Horticulture
178	2016-17			Ginger, Turmeric Seeds [In Ac]	Sibida	0.30	8ac	2.40	86	86/BF		Horticulture/PBD	Horticulture

Sl.No	Year	Sectors	Sub-sectors	Annual Works Proposed (along with rates)	Name of Village / Hamlet where the proposed works is to be undertaken	Unit Cost. In Lakh	Quantity (Where applicable eg. Housing roads etc.) In Numbers, In Ac, In Mtrs	Financial Target (Rs. In lakhs)	No. of PTG Beneficiaies (Male & Female Separately where feasible)			Implementing Agency (State Govt./ UT Admb./ NGO)	Funding Source
									Total	Male	Female		
I	II	III	IV	V	VI	VII	VIII	IX	X	XI	XII	XIII	XIV
179	2016-17			Supply of Potato, Vegetable, Onion Fertilizers & Pesticide etc [In Ac]	Kadambini pur	0.32	4ac	1.28	39	39/BF		Horticulture/PBD	Horticulture
180	2016-17			Banana[In Ac]	Kadambini pur	0.40	5ac	2.00	5	5/BF		Horticulture/PBD	Horticulture
181	2016-17			Cashew nut plantation[In Ac]	Kadambini pur	0.15	2ac	0.30	5	5/BF		Horticulture/PBD	Horticulture
182	2016-17			Mango & Orange[In Ac]	Kadambini pur	0.37	2ac	0.74	5	5/BF		Horticulture/PBD	Horticulture
183	2016-17			Ginger, Turmeric Seeds [In Ac]	Kadambini pur	0.36	2ac	0.72	39	39/BF		Horticulture/PBD	Horticulture
184	2016-17			Supply of Potato, Vegetable, Onion Fertilizers & Pesticide etc	Jamudiha	0.32	4ac	1.28	32	32/BF		Horticulture/PBD	Horticulture
185	2016-17			Cashew nut plantation	Jamudiha	0.15	2ac	0.30	5	5/BF		Horticulture/PBD	Horticulture
186	2016-17			Ginger, Turmeric Seeds [In Ac]	Jamudiha	0.36	2ac	0.72	32	32/BF		Horticulture/PBD	Horticulture
187	2016-17			Supply of Potato, Vegetable, Onion Fertilizers & Pesticide etc	Balibahal	0.32	5ac	1.60	47	47/BF		Horticulture/PBD	Horticulture
189	2016-17			Cashew nut plantation	Balibahal	0.15	2ac	0.30	5	5/BF		Horticulture/PBD	Horticulture
190	2016-17			Ginger, Turmeric Seeds [In Ac]	Balibahal	0.36	3ac	1.08	47	47/BF		Horticulture/PBD	Horticulture
191	2016-17			Supply of Potato, Vegetable, Onion Fertilizers & Pesticide etc	Rugudihi	0.32	4ac	1.28	40	40/BF		Horticulture/PBD	Horticulture
192	2016-17			Cashew nut plantation	Rugudihi	0.15	2ac	0.30	5	5/BF		Horticulture/PBD	Horticulture
193	2016-17			Ginger, Turmeric Seeds [In Ac]	Rugudihi	0.36	2ac	0.72	40	40/BF		Horticulture/PBD	Horticulture
194	2016-17			Supply of Potato, Vegetable, Onion Fertilizers & Pesticide etc	Salei	0.32	12ac	3.84	81	81/BF		Horticulture/PBD	Horticulture
195	2016-17			Cashew nut plantation	Salei	0.15	3ac	0.45	20	20/BF		Horticulture/PBD	Horticulture
196	2016-17			Ginger, Turmeric Seeds [In Ac]	Salei	0.36	10ac	3.60	81	81/BF		Horticulture/PBD	Horticulture
197	2016-17			Supply of Potato, Vegetable, Onion Fertilizers & Pesticide etc	Sandhar	0.32	5ac	1.60	63	63/BF		Horticulture/PBD	Horticulture

Sl.No	Year	Sectors	Sub-sectors	Annual Works Proposed (along with rates)	Name of Village / Hamlet where the proposed works is to be undertaken	Unit Cost. In Lakh	Quantity (Where applicable eg. Housing roads etc.) In Numbers, In Ac, In Mtrs	Financial Target (Rs. In lakhs)	No. of PTG Beneficiaies (Male & Female Separately where feasible)			Implementing Agency (State Govt./ UT Admb./ NGO)	Funding Source
									Total	Male	Female		
I	II	III	IV	V	VI	VII	VIII	IX	X	XI	XII	XIII	XIV
198	2016-17			Cashew nut plantation	Sandhar	0.15	2ac	0.30	5	5/BF		Horticulture/PBD	Horticulture
199	2016-17			Ginger, Turmeric Seeds [In Ac]	Sandhar	0.36	3ac	1.08	63	63/BF		Horticulture/PBD	Horticulture
200	2016-17			Supply of Potato, Vegetable, Onion Fertilizers & Pesticide etc.	Jallha	0.32	2ac	0.64	14	14/BF		Horticulture/PBD	Horticulture
201	2016-17			Cashew nut plantation	Jallha	0.15	2ac	0.30	5	5/BF		Horticulture/PBD	Horticulture
202	2016-17			Ginger, Turmeric Seeds [In Ac]	Jallha	0.36	2ac	0.72	14	14/BF		Horticulture/PBD	Horticulture
203	2016-17			Supply of Potato, Vegetable, Onion Fertilizers & Pesticide etc.	Kaira	0.32	3ac	0.96	32	31/BF		Horticulture/PBD	Horticulture
204	2016-17			Cashew nut plantation	Kaira	0.15	2ac	0.30	5	5/BF		Horticulture/PBD	Horticulture
205	2016-17			Ginger, Turmeric Seeds [In Ac]	Kaira	0.36	2ac	0.72	32	31/BF		Horticulture/PBD	Horticulture
206	2016-17			Supply of Potato, Vegetable, Onion Fertilizers & Pesticide etc.	Baradihi	0.32	5ac	1.60	52	52/BF		Horticulture/PBD	Horticulture
207	2016-17			Cashew nut plantation	Baradihi	0.15	2ac	0.30	5	5/BF		Horticulture/PBD	Horticulture
208	2016-17			Ginger, Turmeric Seeds [In Ac]	Baradihi	0.36	2ac	0.72	52	52/BF		Horticulture/PBD	Horticulture
209	2016-17			Supply of Potato, Vegetable, Onion Fertilizers & Pesticide etc.	Barunadihi	0.32	4ac	1.28	32	31/BF		Horticulture/PBD	Horticulture
210	2016-17			Cashew nut plantation	Barunadihi	0.15	2ac	0.30	5	5/BF		Horticulture/PBD	Horticulture
211	2016-17			Ginger, Turmeric Seeds [In Ac]	Barunadihi	0.36	2ac	0.72	32	31/BF		Horticulture/PBD	Horticulture
212	2016-17			Supply of Potato, Vegetable, Onion Fertilizers & Pesticide etc.	Rada	0.32	5ac	1.60	63	63/BF		Horticulture/PBD	Horticulture
123	2016-17			Cashew nut plantation	Rada	0.15	2ac	0.30	5	5/BF		Horticulture/PBD	Horticulture
214	2016-17			Ginger, Turmeric Seeds [In Ac]	Rada	0.36	2ac	0.72	63	63/BF		Horticulture/PBD	Horticulture
215	2016-17			Supply of Potato, Vegetable, Onion Fertilizers & Pesticide etc.	Tanugula	0.32	10ac	3.20	92	92/BF		Horticulture/PBD	Horticulture

Sl.No	Year	Sectors	Sub-sectors	Annual Works Proposed (along with rates)	Name of Village / Hamlet where the proposed works is to be undertaken	Unit Cost. In Lakh	Quantity (Where applicable eg. Housing roads etc.) In Numbers, In Ac, In Mtrs	Financial Target (Rs. In lakhs)	No. of PTG Beneficiaies (Male & Female Separately where feasible)			Implementing Agency (State Govt./ UT Admb./ NGO)	Funding Source
									Total	Male	Female		
I	II	III	IV	V	VI	VII	VIII	IX	X	XI	XII	XIII	XIV
216	2016-17			Cashew nut plantation	Tanugula	0.15	3ac	0.45	20	20/BF		Horticulture/PBD	Horticulture
217	2016-17			Ginger, Turmeric Seeds [In Ac]	Tanugula	0.36	6ac	2.16	92	92/BF		Horticulture/PBD	Horticulture
218	2016-17			Supply of Potato, Vegetable, Onion Fertilizers & Pesticide etc.	Bhimkand	0.32	5ac	1.60	62	62/BF		Horticulture/PBD	Horticulture
219	2016-17			Cashew nut plantation	Bhimkand	0.15	2ac	0.30	5	5/BF		Horticulture/PBD	Horticulture
220	2016-17			Ginger, Turmeric Seeds [In Ac]	Bhimkand	0.36	3ac	1.08	62	62/BF		Horticulture/PBD	Horticulture
221	2016-17			Supply of Potato, Vegetable, Onion Fertilizers & Pesticide etc.	Bandhabhulin	0.32	5ac	1.60	51	51/BF		Horticulture/PBD	Horticulture
222	2016-17			Cashew nut plantation	Bandhabhulin	0.15	2ac	0.30	5	5/BF		Horticulture/PBD	Horticulture
223	2016-17			Ginger, Turmeric Seeds [In Ac]	Bandhabhulin	0.36	3ac	1.08	51	51/BF		Horticulture/PBD	Horticulture
224	2016-17			Supply of Potato, Vegetable, Onion Fertilizers & Pesticide etc.	Ganeswarpur	0.32	2ac	0.64	9	9/BF		Horticulture/PBD	Horticulture
225	2016-17			Cashew nut plantation	Ganeswarpur	0.15	1ac	0.15	5	5/BF		Horticulture/PBD	Horticulture
226	2016-17			Ginger, Turmeric Seeds [In Ac]	Ganeswarpur	0.36	2ac	0.72	9	9/BF		Horticulture/PBD	Horticulture
227	2016-17			Supply of Potato, Vegetable, Onion Fertilizers & Pesticide etc.	Pattamund	0.32	5ac	1.60	45	45/BF		Horticulture/PBD	Horticulture
228	2016-17			Cashew nut plantation	Pattamund	0.15	2ac	0.30	5	5/BF		Horticulture/PBD	Horticulture
229	2016-17			Ginger, Turmeric Seeds [In Ac]	Pattamund	0.36	3ac	1.08	45	45/BF		Horticulture/PBD	Horticulture
230	2016-17			Supply of Potato, Vegetable, Onion Fertilizers & Pesticide etc.	Itee	0.32	5ac	1.60	41	41/BF		Horticulture/PBD	Horticulture

Sl.No	Year	Sectors	Sub-sectors	Annual Works Proposed (along with rates)	Name of Village / Hamlet where the proposed works is to be undertaken	Unit Cost. In Lakh	Quantity (Where applicable eg. Housing roads etc.) In Numbers, In Ac, In Mtrs	Financial Target (Rs. In lakhs)	No. of PTG Beneficiaies (Male & Female Separately where feasible)			Implementing Agency (State Govt./ UT Admb./ NGO)	Funding Source
									Total	Male	Female		
I	II	III	IV	V	VI	VII	VIII	IX	X	XI	XII	XIII	XIV
231	2016-17			Cashew nut plantation	Itee	0.15	1ac	0.15	5	5/BF		Horticulture/PBD	Horticulture
232	2016-17			Ginger, Turmeric Seeds [In Ac]	Itee	0.36	3ac	1.08	41	41/BF		Horticulture/PBD	Horticulture
233	2016-17			Supply of Potato, Vegetable, Onion Fertilizers & Pesticide etc.	Siaria	0.32	5ac	1.60	37	37/BF		Horticulture/PBD	Horticulture
234	2016-17			Cashew nut plantation	Siaria	0.15	2ac	0.30	5	5/BF		Horticulture/PBD	Horticulture
235	2016-17			Ginger, Turmeric Seeds [In Ac]	Siaria	0.36	3ac	1.08	37	37/BF		Horticulture/PBD	Horticulture
236	2016-17			Supply of Potato, Vegetable, Onion Fertilizers & Pesticide etc.	Kurtibasapur	0.32	2ac	0.64	9	9/BF		Horticulture/PBD	Horticulture
237	2016-17			Cashew nut plantation	Kurtibasapur	0.15	1ac	0.15	5	5/BF		Horticulture/PBD	Horticulture
238	2016-17			Ginger, Turmeric Seeds [In Ac]	Kurtibasapur	0.36	2ac	0.72	9	9/BF		Horticulture/PBD	Horticulture
239	2016-17			Supply of Potato, Vegetable, Onion Fertilizers & Pesticide etc.	Khadaka	0.32	32ac	3.20	81	81/BF		Horticulture/PBD	Horticulture
240	2016-17			Cashew nut plantation	Khadaka	0.15	3ac	0.45	20	20/BF		Horticulture/PBD	Horticulture
241	2016-17			Ginger, Turmeric Seeds [In Ac]	Khadaka	0.36	10ac	3.60	81	81/BF		Horticulture/PBD	Horticulture
242	2016-17			Supply of material for Mushroom Cultivation	26 villages	0.05	150nos	7.50	250	250/BF		Horticulture/PBD	Horticulture
243	2016-17			Const. of a One Poly House	Nagira	5.00	1	5.00	200	200/BF		PBDA	Horticulture
244	2016-17			Const. of hybrid Solar drier 1 unit	Khadaka	12.00	1	12.00	250	250/BF		PBDA	Horticulture
245	2016-17			Sub-total				182.27					

Sl.No	Year	Sectors	Sub-sectors	Annual Works Proposed (along with rates)	Name of Village / Hamlet where the proposed works is to be undertaken	Unit Cost. In Lakh	Quantity (Where applicable eg. Housing roads etc.) In Numbers, In Ac, In Mtrs	Financial Target (Rs. In lakhs)	No. of PTG Beneficiaies (Male & Female Separately where feasible)			Implementing Agency (State Govt./ UT Admb./ NGO)	Funding Source
									Total	Male	Female		
I	II	III	IV	V	VI	VII	VIII	IX	X	XI	XII	XIII	XIV
246	2016-17		Agriculture	Maize Cultivation	Jamardihi	0.05	5ac	0.25	144	144/B F		PBDA/ Agricultu	Agriculture
247	2016-17			Mustard Cultivation	Jamardihi	0.025	5ac	0.125	144	144/B F		PBDA/ Agricultu	Agriculture
248	2016-17			Maize Cultivation	Dudipani	0.05	10ac	0.50	118	118/B F		PBDA/ Agricultu	Agriculture
249	2016-17			Mustard Cultivation	Dudipani	0.025	10ac	0.25	118	118/B F		PBDA/ Agricultu	Agriculture
250	2016-17			Maize Cultivation	Timi	0.05	10ac	0.50	85	85/BF		PBDA/ Agricultu	Agriculture
251	2016-17			Mustard Cultivation	Timi	0.025	10ac	0.25	85	85/BF		PBDA/ Agricultu	Agriculture
252	2016-17			Paddy Cuitivation	Timi	0.02	10ac	0.20	85	85/BF		PBDA/ Agricultu	Agriculture
253	2016-17			Wheat Cultivation	Duipani	0.05	10ac	0.50	131	131/B F		PBDA/ Agricultu	Agriculture
254	2016-17			Maize Cultivation	Duipani	0.05	10ac	0.50	131	131/B F		PBDA/ Agricultu	Agriculture
255	2016-17			Mustard Cultivation	Duipani	0.025	5ac	0.125	131	131/B F		PBDA/ Agricultu	Agriculture
256	2016-17			Wheat Cultivation	Nagira	0.05	10ac	0.50	143	143/B F		PBDA/ Agricultu	Agriculture
257	2016-17			Maize Cultivation	Nagira	0.05	10ac	0.50	143	143/B F		PBDA/ Agricultu	Agriculture
258	2016-17			Paddy Cuitivation	Nagira	0.02	6ac	0.12	143	143/B F		PBDA/ Agricultu	Agriculture
259	2016-17			Mustard Cultivation	Nagira	0.025	5ac	0.125	143	143/B F		PBDA/ Agricultu	Agriculture
260	2016-17			Wheat Cultivation	Sibida	0.05	30ac	1.50	86	86/BF		PBDA/ Agricultu	Agriculture

Sl.No	Year	Sectors	Sub-sectors	Annual Works Proposed (along with rates)	Name of Village / Hamlet where the proposed works is to be undertaken	Unit Cost. In Lakh	Quantity (Where applicable eg. Housing roads etc.) In Numbers, In Ac, In Mtrs	Financial Target (Rs. In lakhs)	No. of PTG Beneficiaies (Male & Female Separately where feasible)			Implementing Agency (State Govt./ UT Admb./ NGO)	Funding Source
									Total	Male	Female		
I	II	III	IV	V	VI	VII	VIII	IX	X	XI	XII	XIII	XIV
261	2016-17			Maize Cultivation	Sibida	0.05	10ac	0.50	86	86/BF		FSDA Agricultu	Agriculture
262	2016-17			Mustard Cultivation	Sibida	0.025	5ac	0.125	86	86/BF		FSDA Agricultu	Agriculture
263	2016-17			Wheat Cultivation	Kadambini pur	0.05	5ac	0.25	39	39/BF		FSDA Agricultu	Agriculture
264	2016-17			Maize Cultivation	Kadambini pur	0.05	2ac	0.10	5	39/BF		FSDA Agricultu	Agriculture
265	2016-17			Mustard Cultivation	Kadambini pur	0.025	2ac	0.05	5	39/BF		FSDA Agricultu	Agriculture
266	2016-17			Wheat Cultivation	Jamudiha	0.05	5ac	0.25	39	31/BF		FSDA Agricultu	Agriculture
267	2016-17			Maize Cultivation	Jamudiha	0.05	2ac	0.10	5	31/BF		FSDA Agricultu	Agriculture
268	2016-17			Mustard Cultivation	Jamudiha	0.025	2ac	0.05	5	31/BF		FSDA Agricultu	Agriculture
269	2016-17			Maize Cultivation	Balibahal	0.05	7 ac	0.35	47	47/BF		FSDA Agricultu	Agriculture
270	2016-17			Paddy Cuitivation	Balibahal	0.02	7 ac	0.14	47	47/BF		FSDA Agricultu	Agriculture
271	2016-17			Mustard Cultivation	Balibahal	0.025	7 ac	0.175	47	47/BF		FSDA Agricultu	Agriculture
272	2016-17			Maize Cultivation	Rugudihi	0.05	5ac	0.25	40	40/BF		FSDA Agricultu	Agriculture
273	2016-17			Mustard Cultivation	Rugudihi	0.025	5ac	0.125	40	40/BF		FSDA Agricultu	Agriculture
274	2016-17			Maize Cultivation	Salei	0.05	10ac	0.50	81	81/BF		FSDA Agricultu	Agriculture
275	2016-17			Mustard Cultivation	Salei	0.025	5ac	0.125	81	81/BF		FSDA Agricultu	Agriculture

Sl.No	Year	Sectors	Sub-sectors	Annual Works Proposed (along with rates)	Name of Village / Hamlet where the proposed works is to be undertaken	Unit Cost. In Lakh	Quantity (Where applicable eg. Housing roads etc.) In Numbers, In Ac, In Mtrs	Financial Target (Rs. In lakhs)	No. of PTG Beneficiaies (Male & Female Separately where feasible)			Implementing Agency (State Govt./ UT Admb./ NGO)	Funding Source
									Total	Male	Female		
I	II	III	IV	V	VI	VII	VIII	IX	X	XI	XII	XIII	XIV
276	2016-17			Maize Cultivation	Sandhar	0.05	7 ac	0.35	63	63/BF		FSDA Agricultu	Agriculture
277	2016-17			Paddy Cutivation	Sandhar	0.02	7 ac	0.14	63	63/BF		FSDA Agricultu	Agriculture
278	2016-17			Mustard Cultivation	Sandhar	0.025	7 ac	0.175	63	63/BF		FSDA Agricultu	Agriculture
279	2016-17			Maize Cultivation	Jallha	0.05	3 ac	0.15	14	14/BF		FSDA Agricultu	Agriculture
280	2016-17			Mustard Cultivation	Jallha	0.025	4 ac	0.10	14	14/BF		FSDA Agricultu	Agriculture
281	2016-17			Maize Cultivation	Kaira	0.05	5ac	0.25	32	31/BF		FSDA Agricultu	Agriculture
282	2016-17			Mustard Cultivation	Kaira	0.025	5ac	0.125	32	31/BF		FSDA Agricultu	Agriculture
283	2016-17			Maize Cultivation	Baradihi	0.05	7 ac	0.35	52	52/BF		FSDA Agricultu	Agriculture
284	2016-17			Paddy Cutivation	Baradihi	0.02	7 ac	0.14	52	52/BF		FSDA Agricultu	Agriculture
285	2016-17			Mustard Cultivation	Baradihi	0.025	5 ac	0.125	52	52/BF		FSDA Agricultu	Agriculture
286	2016-17			Maize Cultivation	Barunadihi	0.05	5ac	0.25	32	31/BF		FSDA Agricultu	Agriculture
287	2016-17			Paddy Cutivation	Barunadihi	0.02	5ac	0.10	32	31/BF		FSDA Agricultu	Agriculture
288	2016-17			Mustard Cultivation	Barunadihi	0.025	5ac	0.125	32	31/BF		FSDA Agricultu	Agriculture
289	2016-17			Maize Cultivation	Rada	0.05	7 ac	0.35	63	63/BF		FSDA Agricultu	Agriculture
290	2016-17			Paddy Cutivation	Rada	0.02	3ac	0.06	63	63/BF		FSDA Agricultu	Agriculture

Sl.No	Year	Sectors	Sub-sectors	Annual Works Proposed (along with rates)	Name of Village / Hamlet where the proposed works is to be undertaken	Unit Cost. In Lakh	Quantity (Where applicable eg. Housing roads etc.) In Numbers, In Ac, In Mtrs	Financial Target (Rs. In lakhs)	No. of PTG Beneficiaies (Male & Female Separately where feasible)			Implementing Agency (State Govt./ UT Admb./ NGO)	Funding Source
									Total	Male	Female		
I	II	III	IV	V	VI	VII	VIII	IX	X	XI	XII	XIII	XIV
291	2016-17			Mustard Cultivation	Rada	0.025	7 ac	0.175	63	63/BF		FSDA Agricultu	Agriculture
292	2016-17			Maize Cultivation	Tanugula	0.05	5ac	0.25	92	92/BF		FSDA Agricultu	Agriculture
293	2016-17			Mustard Cultivation	Tanugula	0.025	5ac	0.125	92	92/BF		FSDA Agricultu	Agriculture
294	2016-17			Maize Cultivation	Bhimkand	0.05	7 ac	0.35	62	62/BF		FSDA Agricultu	Agriculture
295	2016-17			Mustard Cultivation	Bhimkand	0.025	7 ac	0.175	62	62/BF		FSDA Agricultu	Agriculture
296	2016-17			Maize Cultivation	Bandhabhu in	0.05	7 ac	0.35	51	51/BF		FSDA Agricultu	Agriculture
297	2016-17			Mustard Cultivation	Bandhabhu in	0.025	7 ac	0.175	51	51/BF		FSDA Agricultu	Agriculture
298	2016-17			Maize Cultivation	Ganeswarp ur	0.05	7 ac	0.35	51	51/BF		FSDA Agricultu	Agriculture
298	2016-17			Mustard Cultivation	Ganeswarp ur	0.025	3 ac	0.075	9	9/BF		FSDA Agricultu	Agriculture
299	2016-17			Maize Cultivation	Pattamund	0.05	10ac	0.50	45	45/BF		FSDA Agricultu	Agriculture
300	2016-17			Mustard Cultivation	Pattamund	0.025	5ac	0.125	45	45/BF		FSDA Agricultu	Agriculture
301	2016-17			Maize Cultivation	Itee	0.05	7 ac	0.35	41	41/BF		FSDA Agricultu	Agriculture
302	2016-17			Mustard Cultivation	Itee	0.025	7 ac	0.175	41	41/BF		FSDA Agricultu	Agriculture
303	2016-17			Maize Cultivation	Siaria	0.05	7 ac	0.35	37	37/BF		FSDA Agricultu	Agriculture
304	2016-17			Mustard Cultivation	Siaria	0.025	7 ac	0.175	37	37/BF		FSDA Agricultu	Agriculture

Sl.No	Year	Sectors	Sub-sectors	Annual Works Proposed (along with rates)	Name of Village / Hamlet where the proposed works is to be undertaken	Unit Cost. In Lakh	Quantity (Where applicable eg. Housing roads etc.) In Numbers, In Ac, In Mtrs	Financial Target (Rs. In lakhs)	No. of PTG Beneficiaies (Male & Female Separately where feasible)			Implementing Agency (State Govt./ UT Admb./ NGO)	Funding Source
									Total	Male	Female		
I	II	III	IV	V	VI	VII	VIII	IX	X	XI	XII	XIII	XIV
305	2016-17			Maize Cultivation	Kurtibasapur	0.05	3 ac	0.15	9	9/BF		PBDA/ Agriculture	Agriculture
306	2016-17			Mustard Cultivation	Kurtibasapur	0.025	3ac	0.075	9	9/BF		PBDA/ Agriculture	Agriculture
307	2016-17			Maize Cultivation	Khadaka	0.05	10ac	0.50	81	81/BF		PBDA/ Agriculture	Agriculture
308	2016-17			Mustard Cultivation	Khadaka	0.025	5ac	0.125	81	81/BF		PBDA/ Agriculture	Agriculture
309	2016-17			Supply of 3.1HP Pump sets with delivery Pipe	5village	0.20	15	3.00	15	15/BF		Agriculture 50% Subsidy	SCA to TSP
310	2016-17			Supply of Spayer Machine	5 villages	0.02	30	0.60	30	30/BF		Agriculture 50% Subsidy	SCA to TSP
311	2016-17			Supply of Vegetable carats	5 villages	0.01	500	5.00	500	500/BF		PBDA/ Agriculture	Agriculture
312	2016-17			Sub-total				24.98					
313	2016-17		Animal Husbandry	27nos of Beneficiary require Plough Bullok at Pattamund	Pattamund	0.30	27	8.01	27	27/BF		PBDA	CCD
314	2016-17			45nos of Beneficiary require 5-Goat at Pattamund	Pattamund	0.25	45	22.50	45	45/BF		PBDA	CCD
315	2016-17			97nos of Beneficiary are required in Plough Bullock	Dudipani	0.30	97	29.10	97	97/BF		PBDA	CCD
316	2016-17			118nos of Beneficiary require 5-Goat at Dudipani	Dudipani	0.25	118	29.50	118	118/BF		PBDA	CCD
317	2016-17			118nos of Beneficiary require Cow at Dudipani	Dudipani	0.10	118	11.80	118	118/BF		PBDA	CCD

Sl.No	Year	Sectors	Sub-sectors	Annual Works Proposed (along with rates)	Name of Village / Hamlet where the proposed works is to be undertaken	Unit Cost. In Lakh	Quantity (Where applicable eg. Housing roads etc.) In Numbers, In Ac, In Mtrs	Financial Target (Rs. In lakhs)	No. of PTG Beneficiaies (Male & Female Separately where feasible)			Implementing Agency (State Govt./ UT Admb./ NGO)	Funding Source
									Total	Male	Female		
I	II	III	IV	V	VI	VII	VIII	IX	X	XI	XII	XIII	XIV
318	2016-17			33nos of Beneficiary require Plough Bullock at Barunadihi	Barunadihi	0.30	33	3.90	33	33/BF		PBDA	SCA to TSP
319	2016-17			33nos of Beneficiary require 5-Goat at Barunadihi	Barunadihi	0.25	33	8.25	33	33/BF		PBDA	SCA to TSP
320	2016-17			52nos of Beneficiary require Plough Bullock at Baradihi	Baradihi	0.30	52	15.60	52	52/BF		PBDA	CCD
321	2016-17			52nos of Beneficiary require 5 Goat at Baradihi	Baradihi	0.25	52	13.00	52	52/BF		PBDA	CCD
322	2016-17			333 of Animal Shed	Dudipani, Pattamund, Sibida, Baradihi, Barunadihi	0.40	333	133.20	333	333/BF		MGNREGA	PR Deptt.
323	2016-17			59nos of Beneficiary require Plough Bullock at Shibida	Sibida	0.30	59	17.70	59	59/BF		PBDA	CCD
324	2016-17			65nos of Beneficiary require 5 Goat at Baradihi	Sibida	0.25	65	16.25	65	65/BF		PBDA	CCD
325	2016-17			2 nos of Beneficiary require 1 nos Cow at Jamardihi	Sibida	0.20	2	0.40	2	2/BF		PBDA	CCD
326	2016-17			5 nos of Beneficiary require 1 nos Cow at Pattamund	Pattamund	0.15	5	0.75	5	5/BF		PBDA	CCD
327	2016-17			2nos of Beneficiary require Plough Bullock at Kurtibasapur	Kurtibasapur	0.30	2	0.60	2	2/BF		PBDA	CCD
328	2016-17			6nos of Beneficiary require 5-Goat at Kurtibasapur	Kurtibasapur	0.25	6	3.00	6	6/BF		PBDA	SCA to TSP

Sl.No	Year	Sectors	Sub-sectors	Annual Works Proposed (along with rates)	Name of Village / Hamlet where the proposed works is to be undertaken	Unit Cost. In Lakh	Quantity (Where applicable eg. Housing roads etc.) In Numbers, In Ac, In Mtrs	Financial Target (Rs. In lakhs)	No. of PTG Beneficiaies (Male & Female Separately where feasible)			Implementing Agency (State Govt./ UT Admb./ NGO)	Funding Source
									Total	Male	Female		
I	II	III	IV	V	VI	VII	VIII	IX	X	XI	XII	XIII	XIV
329	2016-17			20nos of Beneficiary require Plough Bullock at Jamudiha	Jamudiha	0.30	20	6.00	20	20/BF		PBDA	SCA to TSP
330	2016-17			31nos of Beneficiary require 5Goat at Jamudiha	Jamudiha	0.25	31	7.75	31	31/BF		PBDA	SCA to TSP
331	2016-17			2nos of Beneficiary require 1 nos Cow at Kurtibasapur	Kurtibasapur	0.15	2	0.30	2	2/BF		PBDA	CCD
333	2016-17			143nos of Beneficiary require Plough Bullock at Nagira	Nagira	0.30	143	71.50	143	143/BF		PBDA	CCD
334	2016-17			143nos of Beneficiary require 5-Goat at Ngira	Nagira	0.25	143	38.25	143	143/BF		PBDA	CCD
335	2016-17			101nos of Beneficiary require Plough Bullock at Jamardihi	Jamardihi	0.30	101	30.30	101	101/BF		PBDA	CCD
336	2016-17			325 nos Animal Shed	Jamardihi, Nagira, Jamudiha, Kurtibasapur	0.40	325	130.00	325	325/BF		MGNREGA	PR Deptt.
337	2016-17			133nos of Beneficiary require 5-Goat at Jamardihi	Jamardihi	0.25	133	33.25	133	133/BF		PBDA	CCD
338	2016-17			100nos of Beneficiary require 2 nos Cow at Jamardihi	Jamardihi	0.20	100	20.00	100	100/BF		PBDA	CCD
339	2016-17			Animal Health camps[In Nos]	26Villages	0.20	1	0.20	1625			PBDA	A & H Deptt.
340	2016-17			Sub-total				651.11					

Sl.No	Year	Sectors	Sub-sectors	Annual Works Proposed (along with rates)	Name of Village / Hamlet where the proposed works is to be undertaken	Unit Cost. In Lakh	Quantity (Where applicable eg. Housing roads etc.) In Numbers, In Ac, In Mtrs	Financial Target (Rs. In lakhs)	No. of PTG Beneficiaies (Male & Female Separately where feasible)			Implementing Agency (State Govt./ UT Admb./ NGO)	Funding Source
									Total	Male	Female		
I	II	III	IV	V	VI	VII	VIII	IX	X	XI	XII	XIII	XIV
341	2016-17		Market Link	Const. of 6 nos Shop	Barunadihi	0.50	6	3.00	6	6/BF		PBDA	CCD
342	2016-17			32 nos beneficiaries needs to Business	Sibida	0.50	32	16.00	32	32/BF		PBDA	CCD
343	2016-17			Const. of 4 nos Shop	Barunadihi	0.50	4	2.00	4	4BF		PBDA	CCD
344	2016-17			Const. of PINDIS/Platforms at weekly Market Place at Baradihi	Baradihi	10.00	2	20.00	1020	1020/BF		PBDA	CCD
345	2016-17			Carpaenter materials 10 nos	Dudipani	0.25	10	2.25	10	10/BF		PBDA	CCD
346	2016-17			Const. of 4 nos Shop	Nagira	0.50	4	2.00	4	4/BF		PBDA	CCD
347	2016-17			Tailor Machine 10 nos	Nagira	0.10	10	1.50	10	10/BF		PBDA	CCD
348	2016-17			Carpenter Materials 5 nos	Nagira	0.25	5	1.25	5	5/BF		PBDA	CCD
349	2016-17			Const. of 4 nos Shop	Jamardihi	0.50	2	2.00	4	4/BF		PBDA	CCD
350	2016-17			Tailor Machine 10 nos	Jamardihi	0.15	12	1.80	12	12/BF		PBDA	CCD
351	2016-17			Const. of PINDIs/Platforms at weekly Market Place at Jamardihi	Jamardihi	10.00	2	20.00	1020	1020/BF		PBDA	CCD
352	2016-17			Sub-total				71.80					
353	2016-17		Social Security	Renewal of AABY	25 villages	0.00100	1	1.63	1625	1625/BF		PBDA	CCD
354	2016-17			Sub-total				1.63					
355	2016-17		Promotion of SHG	Processing Unit for Horticulture Product/ NTFP	400 nos	0.025	400	10.00	400	400/BF		PBDA	CCD

Sl.No	Year	Sectors	Sub-sectors	Annual Works Proposed (along with rates)	Name of Village / Hamlet where the proposed works is to be undertaken	Unit Cost. In Lakh	Quantity (Where applicable eg. Housing roads etc.) In Numbers, In Ac, In Mtrs	Financial Target (Rs. In lakhs)	No. of PTG Beneficiaies (Male & Female Separately where feasible)			Implementing Agency (State Govt./ UT Admb./ NGO)	Funding Source
									Total	Male	Female		
I	II	III	IV	V	VI	VII	VIII	IX	X	XI	XII	XIII	XIV
356	2016-17			Const. of 2 nos MCU	5 villages	3.50	2	7.00		325/B F		PBDA	CCD
357	2016-17			Sub-total				17.00					
358	2016-17	Total						1280.78					
359	2016-17	Conservation of Culture		Const. of Bishirikothi -cum-Knowledge Centre	Dudipani	6.00	1	6.00	118	118/B F		PBDA	CCD
360	2016-17			Sponsoring of cultural troupes for participation at District/State/National		10.00	1	10.00				PBDA	CCD
361	2016-17			Annual Tribal sports at Micoproject level to identify the sports talent		2.00	1	2.00				PBDA	Sports&youth services
362	2016-17			Exposure visit to other Micro project area		2.00	1	2.00				PBDA	CCD
363	2016-17			Const. of Bishirikothi -cum-Knowledge Centre	Barunadihi	6.00	1	6.00	38	38/BF		PBDA	CCD
64	2016-17			Const. of Bishirikothi Mandap -cum-Knowledge Centre	Baradihi	6.00	1	6.00	53	53/BF		PBDA	CCD
365	2016-17			Const. of Bisirikothi -cum-Knowledge Centre Silakala	Silakala	6.00	1	6.00	16	16/BF		PBDA	CCD
366	2016-17	Total						38.00					
367	2016-17	Capacity Building		Agriculture and Horticulture training programme	5 villages	0.50	5	2.50	336	336/B F		PBDA/H ort. & Aari.	CCD
368	2016-17		Horticulture	Training on Mushroom Cultivation Programme	10 villages	0.01	250	2.50	250	250/B F		PBDA/H ort.	CCD

Sl.No	Year	Sectors	Sub-sectors	Annual Works Proposed (along with rates)	Name of Village / Hamlet where the proposed works is to be undertaken	Unit Cost. In Lakh	Quantity (Where applicable eg. Housing roads etc.) In Numbers, In Ac, In Mtrs	Financial Target (Rs. In lakhs)	No. of PTG Beneficiaies (Male & Female Separately where feasible)			Implementing Agency (State Govt./ UT Admb./ NGO)	Funding Source
									Total	Male	Female		
I	II	III	IV	V	VI	VII	VIII	IX	X	XI	XII	XIII	XIV
369	2016-17			Training of Horticulture crops cultivation Banana, Cashew nut, Mango	10 villages	0.20	10	2.00	250	250/B F		PBDA/H ort.	CCD
370	2016-17		Agriculture	Exposure visit of progressive farmer within state		0.10	5	1.50	300	300/B F		PBDA	CCD
371	2016-17			Training of Progressive farmer on intensive agriculture practices		0.15	10	1.50	300	300/B F		PBDA	CCD
372	2016-17			Training of Organic cultivation		0.15	10	1.50	300	300/B F		PBDA/Ag ri.	CCD
373	2016-17		Animal Husbandry	Training on Disease treatment of Bullock	10 villages	0.60	4	2.40	610	610/B F		PBDA	CCD
374	2016-17			Training on Disease treatment of Goat	10 villages	0.60	4	2.40	610	610/B F		PBDA	CCD
375	2016-17			Exposure visit to Chipilima		1.00	10	10.00	300	300/B F		PBDA	CCD
376	2016-17			Training on Pisciculture		0.10	3	0.30	30	30/BF		PBDA	CCD
377	2016-17		Health & Nutrition	Training on Malaria Prevention	26 Villages	0.26	10 nos	2.60	1625	1625/ BF		PBDA	CCD
378	2016-17			Training on importance of Toilet const. and use	26 Villages	0.44	10 nos	4.40	1625	1625/ BF		PBDA	CCD
379	2016-17		Conservation of Culture	Training on wooden Handicraft	5 GP	0.35	6 nos	2.10	100	250/B F		PBDA	CCD
380	2016-17			Training to tribal artisan on pottery	5 GP	0.35	3nos	1.05	100	100/B F		PBDA	CCD
381	2016-17	Total						36.75					

Sl.No	Year	Sectors	Sub-sectors	Annual Works Proposed (along with rates)	Name of Village / Hamlet where the proposed works is to be undertaken	Unit Cost. In Lakh	Quantity (Where applicable eg. Housing roads etc.) In Numbers, In Ac, In Mtrs	Financial Target (Rs. In lakhs)	No. of PTG Beneficiaies (Male & Female Separately where feasible)			Implementing Agency (State Govt./ UT Admb./ NGO)	Funding Source
									Total	Male	Female		
I	II	III	IV	V	VI	VII	VIII	IX	X	XI	XII	XIII	XIV
382	2016-17	Project Management / NGO/Institutional Mechanism & Monitoring / IEC / Publication		Remuneration of MPW @ 6000/- per month x 12 x 9 [In Nos]	26 Villages	0.72	9	1.08	1625	1625/BF		PBDA	CCD
	2016-17							5.40				OPELIP	
385	2016-17			Hiring Charges for Field Visit		2.00	25 Villages	2.00	26	26 Villag	0	PBDA	CCD
386	2016-17			Computerized work and Photography of developmental work	25 villages	0.50	1	0.50				PBDA	CCD
387	2016-17			Misc Contingency, PBDA Office, Jamaradhi		2.00	1	2.00				PBDA	CCD
388	2016-17			Project management/Adminstrative charges	PBDA, Office			36.50					CCD
389	2016-17	Total						47.48					
	2016-17	TOTAL (2016-2017)						3055.03					
1	2017-18	Social Sector	Education	Const. of School Boundry & Staff Quarter	Khadaka	5.00	300mtrs	15.00	60	60/BF		PBDA	CCD
2	2017-18			Const. of School at Kadambinipur (Hamlet)	Khadaka	5.00	2	10.00	60	60/BF		PBDA	Art 275(1)
3	2017-18			Const. of School Boundary, Jamudiha (Hamlet)	Duipani	5.00	100mtrs	5.00	32	32/BF		PBDA	CCD

Sl.No	Year	Sectors	Sub-sectors	Annual Works Proposed (along with rates)	Name of Village / Hamlet where the proposed works is to be undertaken	Unit Cost. In Lakh	Quantity (Where applicable eg. Housing roads etc.) In Numbers, In Ac, In Mtrs	Financial Target (Rs. In lakhs)	No. of PTG Beneficiaies (Male & Female Separately where feasible)			Implementing Agency (State Govt./ UT Admb./ NGO)	Funding Source
									Total	Male	Female		
I	II	III	IV	V	VI	VII	VIII	IX	X	XI	XII	XIII	XIV
4	2017-18			Const. of Ashanpani School Boundary	Duipani	5.00	100mtrs	5.00	132	132/B F		PBDA	CCD
5	2017-18			Const. of Boundary Wall	Bhimkand	5.00	200mtrs	10.00	62	62/BF		PBDA	CCD
6	2017-18			Recurring Expenditure Boarders, Boys Education Complex	Sibida	0.0597	200	11.94	200	200		PBDA	CCD
7	2017-18			Education Complex, Sibida, Computer Teacher	Sibida	0.06	1nos	0.72	1	-		PBDA	CCD
	2017-18			Girls Education complex, Sibida Expenditure Teacher Salary(9196/-x12x5)	Sibida	0.09196	5	1.9176					CCD
8	2017-18							3.60					PBDA
	2017-18			Education complex, Sibida Expenditure Accountant-1(8740/-x12x1)	Sibida	0.0874	1	0.6288					CCD
9	2017-18							0.42000					PBDA
	2017-18			CCA(6994/-x12x5)	Sibida	0.06994	5	3.29640					CCD
10	2017-18							0.9000					PBDA

Sl.No	Year	Sectors	Sub-sectors	Annual Works Proposed (along with rates)	Name of Village / Hamlet where the proposed works is to be undertaken	Unit Cost. In Lakh	Quantity (Where applicable eg. Housing roads etc.) In Numbers, In Ac, In Mtrs	Financial Target (Rs. In lakhs)	No. of PTG Beneficiaies (Male & Female Separately where feasible)			Implementing Agency (State Govt./ UT Admb./ NGO)	Funding Source
									Total	Male	Female		
I	II	III	IV	V	VI	VII	VIII	IX	X	XI	XII	XIII	XIV
	2017-18			Peon(6994/-x12x2)	Sibida	0.06994	2	1.3186					CCD
11	2017-18											0.36000	
	2017-18			Watchman(6994/-x12x2)	Sibida	0.06994	2	1.3186					CCD
12	2017-18											0.36000	
	2017-18			Helper(6050/-x12x2)	Sibida	0.0605	2	1.1400					CCD
13	2017-18											0.3120	
	2017-18			Sweeper(6050/-x12x2)	Sibida	0.0605	2	1.1400					CCD
14	2017-18											0.3120	
15	2017-18			Boys Educational Complex,Bsc,B.Ed(PCM)	Sibida		1	1.62				PBDA	CCD
16	2017-18			B.A,B.Ed	Sibida		1	1.62				PBDA	CCD
17	2017-18			Bsc,B.Ed(CBZ)	Sibida		1	1.62				PBDA	CCD
18	2017-18			IA,CT	Sibida	1.12	2	2.24				PBDA	CCD
19	2017-18			Hindi/Sanskrit Teacher	Sibida	1.62	2	3.24				PBDA	CCD

Sl.No	Year	Sectors	Sub-sectors	Annual Works Proposed (along with rates)	Name of Village / Hamlet where the proposed works is to be undertaken	Unit Cost. In Lakh	Quantity (Where applicable eg. Housing roads etc.) In Numbers, In Ac, In Mtrs	Financial Target (Rs. In lakhs)	No. of PTG Beneficiaies (Male & Female Separately where feasible)			Implementing Agency (State Govt./ UT Admb./ NGO)	Funding Source
									Total	Male	Female		
I	II	III	IV	V	VI	VII	VIII	IX	X	XI	XII	XIII	XIV
20	2017-18			Matric CT	Sibida	0.91	3	2.74				PBDA	CCD
21	2017-18			PET	Sibida		1	0.92				PBDA	CCD
22	2017-18			Peon	Sibida		1	0.58				PBDA	CCD
23	2017-18			Attendant	Sibida		2	1.39				PBDA	CCD
24	2017-18			Helper	Sibida		2	1.00				PBDA	CCD
25	2017-18			CCA	Sibida		2	1.16				PBDA	CCD
26	2017-18			Jr.Clerk	Sibida		1	0.84				PBDA	CCD
28	2017-18			Sub-total				93.65					
29	2017-18		Health & Nutrition	Rembrusements of medical bills of PTGs [In Nos]	26 Villages	0.18	26	4.50	6509			PBDA	CCD
30	2017-18			Health Camps[In Nos]	26 Villages	0.20	26	5.20	6509			H & FW/PBD	CCD
31	2017-18			State level Refresher of Key Officials Micro Project on General Health & Nutrition Programmes (2days)[In		0.03	6	0.18	6			SCSTR I (UNICEF Supporte	(H& FW)UNICEF
32	2017-18			Project Level Refresher Of officials & other Functionaries of Micro Project on General health & Nutrition Programmes		0.007	25	0.175	20			Micro Project (UNICEF Supporte d)	(H& FW)UNICEF
33	2017-18			Reprinting of Sickle Cell School Health Card [In Nos]		0.0005	100	0.05	100			Micro Project (UNICEF Supporte	(H& FW)UNICEF
34	2017-18			Yearly Sickle Cell Screening of all children (0-14Years) [In Nos]		0.001	500	0.5	500			Micro Project	CCD

Sl.No	Year	Sectors	Sub-sectors	Annual Works Proposed (along with rates)	Name of Village / Hamlet where the proposed works is to be undertaken	Unit Cost. In Lakh	Quantity (Where applicable eg. Housing roads etc.) In Numbers, In Ac, In Mtrs	Financial Target (Rs. In lakhs)	No. of PTG Beneficiaies (Male & Female Separately where feasible)			Implementing Agency (State Govt./ UT Admb./ NGO)	Funding Source
									Total	Male	Female		
I	II	III	IV	V	VI	VII	VIII	IX	X	XI	XII	XIII	XIV
35	2017-18			Half yearly third party monitoring of Programme Indicators, Sharing of findings and action plan		LS		0.5				Micro Project (UNICEF Supporte	(H& FW)UNICEF
36	2017-18			Monthly Review of MP by collector		0.005	12	0.06				UNICEF	(H& FW)UNICEF
37	2017-18			Project level Refresher Training of officials and field functionaries (Health & ICDS, SC & STs) Women SHGs on improving Women Nutrition (SWAVIMAAN) 2 days. (In Nos)	Sandhar	0.007	25	0.175	25			Micro Project (UNICEF Supported)	(H& FW)UNICEF
38	2017-18			Project level training on Innovative communication IPC tools for Improving Infant & Young child Feeding Practices (Orientation of Front Line Workers on Counselling techniques and child		0.007	30	0.21	30			Micro Project (UNICEF Supported)	(H& FW)UNICEF
39	2017-18			Sub-total				11.55					
40	2017-18		Drinking Water & Sanitation	Const. of Solar drinking water Plant Piped Water connection to Households from Over Head Tank	Jalha	7.00	1	7.00	14	14/BF		RWSS	RD
41	2017-18			Const. of Sanitary Well at Kumbharmatia School	Khadaka	1.50	1	1.50	81	81/BF		RWSS	RD

Sl.No	Year	Sectors	Sub-sectors	Annual Works Proposed (along with rates)	Name of Village / Hamlet where the proposed works is to be undertaken	Unit Cost. In Lakh	Quantity (Where applicable eg. Housing roads etc.) In Numbers, In Ac, In Mtrs	Financial Target (Rs. In lakhs)	No. of PTG Beneficiaies (Male & Female Separately where feasible)			Implementing Agency (State Govt./ UT Admb./ NGO)	Funding Source
									Total	Male	Female		
I	II	III	IV	V	VI	VII	VIII	IX	X	XI	XII	XIII	XIV
42	2017-18			Const. of Solar drinking water Plant Piped Water connection to Households from Over Head Tank	Khadaka	7.00	1	7.00	30	30/BF		RWSS	RD
43	2017-18			Const. of Solar drinking water Plant 3 nos at Duipani, Taladihi,	Duipani	7.00	3	21.00	163	163/BF		RWSS	RD
44	2017-18			Const. of 3nos sanitary well Duipani Upara Sahi, Ashana Pani School, Duipani Agnanwadi Centre	Duipani	1.50	3	4.50	140	140/BF		RWSS	RD
45	2017-18			Const. of Solar drinking water Plant Piped Water connection to Households from Over Head Tank	Duipani	7.00	1	7.00	31	31/BF		RWSS	RD
46	2017-18			Const. of Solar drinking water Plant	Bhimkand	7.00	2	14.00	62	62/BF		RWSS	RD
47	2017-18			Const. of Solar drinking water Plant Piped Water connection to Households from Over Head Tank	Bhimkand	7.00	1	14.00	62	62/BF		RWSS	RD
48	2017-18			Sub-total				76.00					
49	2017-18	Total						181.20					
40	2017-18	Infrastructure	Housing	23 nos of House required at Shiaria IAY	Shiaria	1.04	23	23.92	23	23/BF		Block	PR Deptt.
50	2017-18			Construction of Community Centre-cum-Knowledge Center	Jalha	7.50	1	7.50	14	14/BF		PBDA	Art 275(1)

Sl.No	Year	Sectors	Sub-sectors	Annual Works Proposed (along with rates)	Name of Village / Hamlet where the proposed works is to be undertaken	Unit Cost. In Lakh	Quantity (Where applicable eg. Housing roads etc.) In Numbers, In Ac, In Mtrs	Financial Target (Rs. In lakhs)	No. of PTG Beneficiaies (Male & Female Separately where feasible)			Implementing Agency (State Govt./ UT Admb./ NGO)	Funding Source
									Total	Male	Female		
I	II	III	IV	V	VI	VII	VIII	IX	X	XI	XII	XIII	XIV
51	2017-18			Construction of Community Centre -cum-Knowledge Center	Khadaka	7.50	1	7.50	40	40/BF		PBDA	Art 275(1)
52	2017-18			Construction of 2 nos Community Centre-cum-Knowledge Center at	Duipani	7.50	1	15.00	80	80/BF		PBDA	CCD
53	2017-18			Const. of CommunityCenter at Kadamdiha	Duipani	7.50	1	7.50	32	32/BF		PBDA	CCD
54	2017-18			Construction of Community Centre-cum-Knowledge	Bhimkand	7.50	1	7.50	62	62/BF		PBDA	CCD
55	2017-18			5nos of House required at Jahla	Jalha	1.04	5	5.20	5	5/BF		Block	PR Deptt.
56	2017-18			75 Nos House required at Duipani (IAY)	Duipani	1.04	75	78.00	75	75/BF		Block	PR Deptt.
57	2017-18			62 nos House required at Bhimkand(IAY)	Bhimkand	1.04	62	64.48	62	62/BF		Block	PR Deptt.
58	2017-18			Repair of Anganwadi Center	Khadaka	2.00	1	2.00	81	81/BF		PBDA/W &CD	W&CD
59	2017-18			Const. of Anganwadi Center at Kumbharmatia	Khadaka	7.50	1	7.50	40	40/BF		PBDA/W &CD	W&CD
60	2017-18			Const. of Anganwadi Boundary Wall	Duipani	7.50	1	7.50	163	163/B F		PBDA/W &CD	W&CD
61	2017-18			Const. of Angawadi Center at Kadamdiha	Duipani	7.50	1	7.50	32	32/BF		PBDA/W &CD	W&CD
62	2017-18			Sub-total				241.10					
63	2017-18		Connectivity	Const. of CC road from Bhuyan Sahi Middle Chaka to Sanatan Home at Siaria	Siaria	5.00	500mtrs	25.00	37	37/BF		PBDA	CCD

Sl.No	Year	Sectors	Sub-sectors	Annual Works Proposed (along with rates)	Name of Village / Hamlet where the proposed works is to be undertaken	Unit Cost. In Lakh	Quantity (Where applicable eg. Housing roads etc.) In Numbers, In Ac, In Mtrs	Financial Target (Rs. In lakhs)	No. of PTG Beneficiaies (Male & Female Separately where feasible)			Implementing Agency (State Govt./ UT Admb./ NGO)	Funding Source
									Total	Male	Female		
I	II	III	IV	V	VI	VII	VIII	IX	X	XI	XII	XIII	XIV
64	2017-18			Const. of CC road from Pualu Home to PBDA , open well at Siaria	Siaria	5.00	200mtrs	10.00	37	37/BF		PBDA	Art 275(1)
65	2017-18			Const. of CC Drainage System from PWD road to PBDA Open Well & Mandap Chhak to Tube well	Siaria	5.00	200mtrs	10.00	37	37/BF		PBDA	CCD
66	2017-18			Const. of CC road at Jalha village	Jalha	5.00	200mtrs	10.00	14	14/BF		PBDA	CCD
67	2017-18			Const. of CC road from Jalha to Namagaon	Jalha	5.00	500mtrs	25.00	31	31/BF		PBDA	CCD
68	2017-18			Const. of CC road from Morrum Ghati Tanugula to Khadaka	Khadaka	5.00	500mtrs	25.00	81	81/BF		PBDA	CCD
69	2017-18			Const. of CC road from Khadaka to Autala Chhaka	Khadaka	5.00	500mtrs	25.00	81	81/BF		PBDA	CCD
70	2017-18			Const. of CC road from Kumbharmatia to	Khadaka	5.00	500mtrs	25.00	81	81/BF		PBDA	CCD
71	2017-18			Const. of 4nos CC Khala/Drying yard (Duipani, Taladiha, Ashanpani, Kadamdiha)	Duipani	5.00	400mtrs	20.00	132	132/BF		PBDA	CCD
72	2017-18			Const. of Morrum road & RCC Culvert from Kadamdiha Bishirikothi to Nadi	Duipani	5.00	500mtrs	25.00	163	163/BF		PBDA	CCD
73	2017-18			Const. of CC road from Gai Gothani to Bhimkand Chhak	Bhimkand	5.00	500mtrs	25.00	62	62/BF		PBDA	CCD
74	2017-18			Const. of Bridge near Kuhla sahi Nala at Jalha	Jalha	15.00	1	15.00	14	14/BF		PBDA	CCD

Sl.No	Year	Sectors	Sub-sectors	Annual Works Proposed (along with rates)	Name of Village / Hamlet where the proposed works is to be undertaken	Unit Cost. In Lakh	Quantity (Where applicable eg. Housing roads etc.) In Numbers, In Ac, In Mtrs	Financial Target (Rs. In lakhs)	No. of PTG Beneficiaies (Male & Female Separately where feasible)			Implementing Agency (State Govt./ UT Admb./ NGO)	Funding Source
									Total	Male	Female		
I	II	III	IV	V	VI	VII	VIII	IX	X	XI	XII	XIII	XIV
75	2017-18			Const. of Bridge at Tana Nala	Duipani	15.00	1	15.00	163	163/B F		PBDA	CCD
76	2017-18			Sub-total				255.00					
77	2017-18		Electrification	Solar electrification of 81 beneficiaries at Khadaka	Khadaka	0.10	81	8.10	81	81/BF		OREDA	CCD
78	2017-18			Electrification of Street Light Point at Ashanpani, Taladiha, Kadamdiha	Duipani	0.10	3	10.00	163	163/B F		OREDA	CCD
79	2017-18			Provision of solar street light to Boys educational complex	Sibida	0.5	20	10.00	250	250/B F		OREDA/ PBDA	CCD
80	2017-18			Solar electrification of 12 beneficiaries at Siaria	Siaria	0.10	12	1.20	12	12/BF		OREDA	CCD
81	2017-18			Sub-total				29.30					
82	2017-18	Total						525.40					
83	2017-18	Sustainable Livelihood Project	Irrigation	Const. of Drainage for PWD road to Bhuyan Sahi PBDA open well at Siaria	Siaria	5.00	100mtrs	10.00	37	37/BF		PBDA	CCD
84	2017-18			Repair of Pond wall at Jalha	Jalha	2.00	1	2.00	14	14/BF		PBDA	CCD
85	2017-18			Const. of Cross Bond & CC Canal at BadudiGhar	Khadaka	5.00	1	20.00	81	81/BF		PBDA	CCD
86	2017-18			Const. of Cross Bond & CC Canal at Kalikendu (Kumbharmatia)	Khadaka	5.00	400mtrs	20.00	81	81/BF		PBDA	CCD
87	2017-18			Const. of Cross Bond & Exten. Of CC Canal at	Khadaka	5.00	400mtrs	20.00	81	81/BF		PBDA	CCD

Sl.No	Year	Sectors	Sub-sectors	Annual Works Proposed (along with rates)	Name of Village / Hamlet where the proposed works is to be undertaken	Unit Cost. In Lakh	Quantity (Where applicable eg. Housing roads etc.) In Numbers, In Ac, In Mtrs	Financial Target (Rs. In lakhs)	No. of PTG Beneficiaies (Male & Female Separately where feasible)			Implementing Agency (State Govt./ UT Admb./ NGO)	Funding Source
									Total	Male	Female		
I	II	III	IV	V	VI	VII	VIII	IX	X	XI	XII	XIII	XIV
89	2017-18			Const. of Duipani Bada Nala of Lift Irrigation Point	Duipani	20.00	10.00m	20.00	140	140/B F		PBDA	CCD
90	2017-18			Const. of Chack Dam & CC Canal at Taladiha	Dupani	20.00	10.00m	20.00	163	163/B F		PBDA	CCD
91	2017-18			Const. of CC canal at Banita Nala	Duipani	5.00	200mtrs	10.00	132	132/B F		PBDA	Art 275(1)
92	2017-18			Const. of Old Pond with fitting of Swiss Gate	Bhimkand	15.00	1	15.00	62	62/BF		PBDA	CCD
93	2017-18			Exten. & Repair of CC Canal at Bhimkand	Bhimkand	5.00	1000mtrs	50.00	62	62/BF		PBDA	CCD
94	2017-18			Const. of Check Dam Jhimitinala Project	Bhimkand	40.00	20.00m	40.00	62	62/BF		PBDA	CCD
95	2017-18			Sub-total				227.00					
96	2017-18		Land Development	Land Development	Siaria	0.20	15ac	3.00	37	37/BF		MGNRE GA	PR Deptt.
97	2017-18			Land Development	Jahla	0.20	5ac	1.00	14	14/BF		MGNRE GA	PR Deptt.
98	2017-18			Land Development	Khadaka	0.20	40ac	8.00	81	81/BF		MGNRE GA	PR Deptt.
99	2017-18			Land Development	Duipani	0.20	50ac	1.00	50	50/BF		MGNRE GA	PR Deptt.
100	2017-18			Land Development	Bhimkand	0.20	30ac	6.00	62	62/BF		MGNRE GA	PR Deptt.
101	2017-18			Sub-total				19.00					
102	2017-18		Horticulture	Mushroom Cultivation	26 villages	0.05	150	7.50	250	250/B F		PBDA/ Horticult	SCA to TSP

Sl.No	Year	Sectors	Sub-sectors	Annual Works Proposed (along with rates)	Name of Village / Hamlet where the proposed works is to be undertaken	Unit Cost. In Lakh	Quantity (Where applicable eg. Housing roads etc.) In Numbers, In Ac, In Mtrs	Financial Target (Rs. In lakhs)	No. of PTG Beneficiaies (Male & Female Separately where feasible)			Implementing Agency (State Govt./ UT Admb./ NGO)	Funding Source
									Total	Male	Female		
I	II	III	IV	V	VI	VII	VIII	IX	X	XI	XII	XIII	XIV
103	2017-18			Supply of Potato, Vegetable, Onion Fertilizers	Jamardihi	0.32	12ac	3.84	144	144/B F		PBDA/ Horticult	Horticulture
104	2017-18			Banana	Jamardihi	0.40	10ac	4.00	10	10/BF		PBDA/ Horticult	Horticulture
105	2017-18			Cashew nut plantation	Jamardihi	0.15	4ac	0.60	20	20/BF		PBDA/ Horticult	Horticulture
106	2017-18			Mango & Orange	Jamardihi	0.37	9ac	3.33	20	20/BF		PBDA/ Horticult	Horticulture
107	2017-18			Ginger, Turmeric Seeds	Jamardihi	0.36	10ac	3.60	144	144/B F		PBDA/ Horticult	Horticulture
108	2017-18			Supply of Potato, Vegetable, Onion Fertilizers	Dudipani	0.32	15ac	4.80	118	118/B F		PBDA/ Horticult	Horticulture
109	2017-18			Banana	Dudipani	0.40	10ac	4.00	10	10/BF		PBDA/ Horticult	Horticulture
110	2017-18			Cashew nut plantation	Dudipani	0.15	4ac	0.60	20	20/BF		PBDA/ Horticult	Horticulture
111	2017-18			Mango & Orange	Dudipani	0.37	9ac	3.33	20	20/BF		PBDA/ Horticult	Horticulture
112	2017-18			Ginger, Turmeric Seeds	Dudipani	0.36	10ac	3.60	118	118/B F		PBDA/ Horticult	Horticulture
113	2017-18			Supply of Potato, Vegetable, Onion Fertilizers	Timi	0.32	12ac	3.84	85	85/BF		PBDA/ Horticult	Horticulture
114	2017-18			Banana	Timi	0.40	10ac	4.00	10	10/BF		PBDA/ Horticult	Horticulture
115	2017-18			Cashew nut plantation	Timi	0.15	4ac	0.60	20	20/BF		PBDA/ Horticult	Horticulture
116	2017-18			Mango & Orange	Timi	0.37	9ac	3.33	20	20/BF		PBDA/ Horticult	Horticulture
117	2017-18			Ginger, Turmeric Seeds	Timi	0.36	10ac	3.60	85	85/BF		PBDA/ Horticult	Horticulture
118	2017-18			Supply of Potato, Vegetable, Onion Fertilizers	Duipani	0.32	15ac	4.80	131	131/B F		PBDA/ Horticult	Horticulture

Sl.No	Year	Sectors	Sub-sectors	Annual Works Proposed (along with rates)	Name of Village / Hamlet where the proposed works is to be undertaken	Unit Cost. In Lakh	Quantity (Where applicable eg. Housing roads etc.) In Numbers, In Ac, In Mtrs	Financial Target (Rs. In lakhs)	No. of PTG Beneficiaies (Male & Female Separately where feasible)			Implementing Agency (State Govt./ UT Admb./ NGO)	Funding Source
									Total	Male	Female		
I	II	III	IV	V	VI	VII	VIII	IX	X	XI	XII	XIII	XIV
119	2017-18			Banana	Duipani	0.40	10ac	4.00	10	10/BF		PBDA/ Horticult	Horticulture
120	2017-18			Cashew nut plantation	Duipani	0.15	4ac	0.60	20	20/BF		PBDA/ Horticult	Horticulture
121	2017-18			Mango & Orange	Duipani	0.37	9ac	3.33	20	20/BF		PBDA/ Horticult	Horticulture
122	2017-18			Ginger, Turmeric Seeds	Duipani	0.36	10ac	3.60	131	131/B F		PBDA/ Horticult	Horticulture
123	2017-18			Supply of Potato, Vegetable, Onion Fertilizers	Nagira	0.32	15ac	4.80	143	143/B F		PBDA/ Horticult	Horticulture
124	2017-18			Banana	Nagira	0.40	10ac	4.00	10	10/BF		PBDA/ Horticult	Horticulture
125	2017-18			Cashew nut plantation	Nagira	0.15	4ac	0.60	20	20/BF		PBDA/ Horticult	Horticulture
126	2017-18			Mango & Orange	Nagira	0.37	9ac	3.33	20	20/BF		PBDA/ Horticult	Horticulture
127	2017-18			Ginger, Turmeric Seeds	Nagira	0.36	10ac	3.60	131	131/B F		PBDA/ Horticult	Horticulture
128	2017-18			Supply of Potato, Vegetable, Onion Fertilizers	Sibida	0.32	12ac	3.84	86	86/BF		PBDA/ Horticult	Horticulture
129	2017-18			Banana	Sibida	0.40	10ac	4.00	10	10/BF		PBDA/ Horticult	Horticulture
130	2017-18			Cashew nut plantation	Sibida	0.15	4ac	0.60	20	20/BF		PBDA/ Horticult	Horticulture
131	2017-18			Mango & Orange	Sibida	0.34	5ac	1.70	20	20/BF		PBDA/ Horticult	Horticulture
132	2017-18			Ginger, Turmeric Seeds	Sibida	0.30	8ac	2.40	86	86/BF		PBDA/ Horticult	Horticulture
133	2017-18			Supply of Potato, Vegetable, Onion Fertilizers	Kadambini pur	0.32	4ac	1.28	39	39/BF		PBDA/ Horticult	Horticulture
134	2017-18			Banana	Kadambini pur	0.40	5ac	2.00	5	5/BF		PBDA/ Horticult	Horticulture

Sl.No	Year	Sectors	Sub-sectors	Annual Works Proposed (along with rates)	Name of Village / Hamlet where the proposed works is to be undertaken	Unit Cost. In Lakh	Quantity (Where applicable eg. Housing roads etc.) In Numbers, In Ac, In Mtrs	Financial Target (Rs. In lakhs)	No. of PTG Beneficiaies (Male & Female Separately where feasible)			Implementing Agency (State Govt./ UT Admb./ NGO)	Funding Source
									Total	Male	Female		
I	II	III	IV	V	VI	VII	VIII	IX	X	XI	XII	XIII	XIV
135	2017-18			Cashew nut plantation	Kadambini pur	0.15	2ac	0.30	5	5/BF		PBDA/ Horticult	Horticulture
136	2017-18			Mango & Orange	Kadambini pur	0.37	2ac	0.74	5	5/BF		PBDA/ Horticult	Horticulture
137	2017-18			Ginger, Turmeric Seeds	Kadambini pur	0.36	2ac	0.72	39	39/BF		PBDA/ Horticult	Horticulture
138	2017-18			Supply of Potato, Vegetable, Onion Fertilizers	Jamudiha	0.32	4ac	1.28	32	32/BF		PBDA/ Horticult	Horticulture
139	2017-18			Cashew nut plantation	Jamudiha	0.15	2ac	0.30	5	5/BF		PBDA/ Horticult	Horticulture
140	2017-18			Ginger, Turmeric Seeds	Jamudiha	0.36	2ac	0.72	32	32/BF		PBDA/ Horticult	Horticulture
142	2017-18			Supply of Potato, Vegetable, Onion Fertilizers	Balibahal	0.32	5ac	1.60	47	47/BF		PBDA/ Horticult	Horticulture
143	2017-18			Cashew nut plantation	Balibahal	0.15	2ac	0.30	5	5/BF		PBDA/ Horticult	Horticulture
144	2017-18			Ginger, Turmeric Seeds	Balibahal	0.36	3ac	1.08	47	47/BF		PBDA/ Horticult	Horticulture
145	2017-18			Supply of Potato, Vegetable, Onion Fertilizers	Rugudihi	0.32	4ac	1.28	40	40/BF		PBDA/ Horticult	Horticulture
146	2017-18			Cashew nut plantation	Rugudihi	0.15	2ac	0.30	5	5/BF		PBDA/ Horticult	Horticulture
147	2017-18			Ginger, Turmeric Seeds	Rugudihi	0.36	2ac	0.72	40	40/BF		PBDA/ Horticult	Horticulture
148	2017-18			Supply of Potato, Vegetable, Onion Fertilizers	Salei	0.32	12ac	3.84	81	81/BF		PBDA/ Horticult	Horticulture
149	2017-18			Cashew nut plantation	Salei	0.15	3ac	0.45	20	20/BF		PBDA/ Horticult	Horticulture
150	2017-18			Ginger, Turmeric Seeds	Salei	0.36	10ac	3.60	81	81/BF		PBDA/ Horticult	Horticulture
151	2017-18			Supply of Potato, Vegetable, Onion Fertilizers	Sandhar	0.32	5ac	1.60	63	63/BF		PBDA/ Horticult	Horticulture

Sl.No	Year	Sectors	Sub-sectors	Annual Works Proposed (along with rates)	Name of Village / Hamlet where the proposed works is to be undertaken	Unit Cost. In Lakh	Quantity (Where applicable eg. Housing roads etc.) In Numbers, In Ac, In Mtrs	Financial Target (Rs. In lakhs)	No. of PTG Beneficiaies (Male & Female Separately where feasible)			Implementing Agency (State Govt./ UT Admb./ NGO)	Funding Source
									Total	Male	Female		
I	II	III	IV	V	VI	VII	VIII	IX	X	XI	XII	XIII	XIV
152	2017-18			Cashew nut plantation	Sandhar	0.15	2ac	0.30	5	5/BF		PBDA/ Horticult	Horticulture
153	2017-18			Ginger, Turmeric Seeds	Sandhar	0.36	3ac	1.08	63	63/BF		PBDA/ Horticult	Horticulture
154	2017-18			Supply of Potato, Vegetable, Onion Fertilizers	Jallha	0.32	2ac	0.64	14	14/BF		PBDA/ Horticult	Horticulture
155	2017-18			Cashew nut plantation	Jallha	0.15	2ac	0.30	5	5/BF		PBDA/ Horticult	Horticulture
156	2017-18			Ginger, Turmeric Seeds	Jallha	0.36	2ac	0.72	14	14/BF		PBDA/ Horticult	Horticulture
157	2017-18			Supply of Potato, Vegetable, Onion Fertilizers	Kaira	0.32	3ac	0.96	32	31/BF		PBDA/ Horticult	Horticulture
158	2017-18			Cashew nut plantation	Kaira	0.15	2ac	0.30	5	5/BF		PBDA/ Horticult	Horticulture
159	2017-18			Ginger, Turmeric Seeds	Kaira	0.36	2ac	0.72	32	31/BF		PBDA/ Horticult	Horticulture
160	2017-18			Supply of Potato, Vegetable, Onion Fertilizers	Baradihi	0.32	5ac	1.60	52	52/BF		PBDA/ Horticult	Horticulture
162	2017-18			Cashew nut plantation	Baradihi	0.15	2ac	0.30	5	5/BF		PBDA/ Horticult	Horticulture
163	2017-18			Ginger, Turmeric Seeds	Baradihi	0.36	2ac	0.72	52	52/BF		PBDA/ Horticult	Horticulture
164	2017-18			Supply of Potato, Vegetable, Onion Fertilizers	Barunadihi	0.32	4ac	1.28	32	31/BF		PBDA/ Horticult	Horticulture
165	2017-18			Cashew nut plantation	Barunadihi	0.15	2ac	0.30	5	5/BF		PBDA/ Horticult	Horticulture
166	2017-18			Ginger, Turmeric Seeds	Barunadihi	0.36	2ac	0.72	32	31/BF		PBDA/ Horticult	Horticulture
167	2017-18			Supply of Potato, Vegetable, Onion Fertilizers	Rada	0.32	5ac	1.60	63	63/BF		PBDA/ Horticult	Horticulture
168	2017-18			Cashew nut plantation	Rada	0.15	2ac	0.30	5	5/BF		PBDA/ Horticult	Horticulture

Sl.No	Year	Sectors	Sub-sectors	Annual Works Proposed (along with rates)	Name of Village / Hamlet where the proposed works is to be undertaken	Unit Cost. In Lakh	Quantity (Where applicable eg. Housing roads etc.) In Numbers, In Ac, In Mtrs	Financial Target (Rs. In lakhs)	No. of PTG Beneficiaies (Male & Female Separately where feasible)			Implementing Agency (State Govt./ UT Admb./ NGO)	Funding Source
									Total	Male	Female		
I	II	III	IV	V	VI	VII	VIII	IX	X	XI	XII	XIII	XIV
169	2017-18			Ginger, Turmeric Seeds	Rada	0.36	2ac	0.72	63	63/BF		PBDA/ Horticult	Horticulture
170	2017-18			Supply of Potato, Vegetable, Onion Fertilizers	Tanugula	0.32	10ac	3.20	92	92/BF		PBDA/ Horticult	Horticulture
171	2017-18			Cashew nut plantation	Tanugula	0.15	3ac	0.45	20	20/BF		PBDA/ Horticult	Horticulture
172	2017-18			Ginger, Turmeric Seeds	Tanugula	0.36	6ac	2.16	92	92/BF		PBDA/ Horticult	Horticulture
173	2017-18			Supply of Potato, Vegetable, Onion Fertilizers	Bhimkand	0.32	5ac	1.60	62	62/BF		PBDA/ Horticult	Horticulture
174	2017-18			Cashew nut plantation	Bhimkand	0.15	2ac	0.30	5	5/BF		PBDA/ Horticult	Horticulture
175	2017-18			Ginger, Turmeric Seeds	Bhimkand	0.36	3ac	1.08	62	62/BF		PBDA/ Horticult	Horticulture
176	2017-18			Supply of Potato, Vegetable, Onion Fertilizers	Bandhabhuin	0.32	5ac	1.60	51	51/BF		PBDA/ Horticult	Horticulture
177	2017-18			Cashew nut plantation	Bandhabhuin	0.15	2ac	0.30	5	5/BF		PBDA/ Horticult	Horticulture
178	2017-18			Zinger, Trumeric Seeds	Bandhabhuin	0.36	3ac	1.08	51	51/BF		PBDA/ Horticult	Horticulture
179	2017-18			Supply of Potato, Vegetable, Onion Fertilizers	Ganeswarpur	0.32	2ac	0.64	9	9/BF		PBDA/ Horticult	Horticulture
180	2017-18			Cashew nut plantation	Ganeswarpur	0.15	1ac	0.15	5	5/BF		PBDA/ Horticult	Horticulture
181	2017-18			Ginger, Turmeric Seeds	Ganeswarpur	0.36	2ac	0.72	9	9/BF		PBDA/ Horticult	Horticulture
182	2017-18			Supply of Potato, Vegetable, Onion Fertilizers	Pattamund	0.32	5ac	1.60	45	45/BF		PBDA/ Horticult	Horticulture
183	2017-18			Cashew nut plantation	Pattamund	0.15	2ac	0.30	5	5/BF		PBDA/ Horticult	Horticulture
184	2017-18			Ginger, Turmeric Seeds	Pattamund	0.36	3ac	1.08	45	45/BF		PBDA/ Horticult	Horticulture

Sl.No	Year	Sectors	Sub-sectors	Annual Works Proposed (along with rates)	Name of Village / Hamlet where the proposed works is to be undertaken	Unit Cost. In Lakh	Quantity (Where applicable eg. Housing roads etc.) In Numbers, In Ac, In Mtrs	Financial Target (Rs. In lakhs)	No. of PTG Beneficiaies (Male & Female Separately where feasible)			Implementing Agency (State Govt./ UT Admb./ NGO)	Funding Source
									Total	Male	Female		
I	II	III	IV	V	VI	VII	VIII	IX	X	XI	XII	XIII	XIV
185	2017-18			Supply of Potato, Vegetable, Onion Fertilizers	Itee	0.32	5ac	1.60	41	41/BF		PBDA/ Horticult	Horticulture
186	2017-18			Cashew nut plantation	Itee	0.15	1ac	0.15	5	5/BF		PBDA/ Horticult	Horticulture
187	2017-18			Ginger, Turmeric Seeds	Itee	0.36	3ac	1.08	41	41/BF		PBDA/ Horticult	Horticulture
189	2017-18			Supply of Potato, Vegetable, Onion Fertilizers	Siaria	0.32	5ac	1.60	37	37/BF		PBDA/ Horticult	Horticulture
190	2017-18			Cashew nut plantation	Siaria	0.15	2ac	0.30	5	5/BF		PBDA/ Horticult	Horticulture
191	2017-18			Ginger, Turmeric Seeds	Siaria	0.36	3ac	1.08	37	37/BF		PBDA/ Horticult	Horticulture
192	2017-18			Supply of Potato, Vegetable, Onion Fertilizers	Kurtibasapur	0.32	2ac	0.64	9	9/BF		PBDA/ Horticult	Horticulture
193	2017-18			Cashew nut plantation	Kurtibasapur	0.15	1ac	0.15	5	5/BF		PBDA/ Horticult	Horticulture
194	2017-18			Ginger, Turmeric Seeds	Kurtibasapur	0.36	2ac	0.72	9	9/BF		PBDA/ Horticult	Horticulture
195	2017-18			Supply of Potato, Vegetable, Onion Fertilizers	Khadaka	0.32	32ac	3.20	81	81/BF		PBDA/ Horticult	Horticulture
196	2017-18			Cashew nut plantation	Khadaka	0.15	3ac	0.45	20	20/BF		PBDA/ Horticult	Horticulture
197	2017-18			Ginger, Turmeric Seeds	Khadaka	0.36	10ac	3.60	81	81/BF		PBDA/ Horticult	Horticulture
198	2017-18			Const. of a One Poly House	Duipani	5.00	1 nos	5.00	200	200/BF		PBDA	SCA to TSP
199	2017-18			Const. of hybrid Solar drier 1 unit	Baradihi	2.00	1 nos	12.00	200	200/BF		PBDA	Horticulture
200	2017-18			Sub-total				182.27					
201	2017-18		Agriculture	Maize Cultivation	Jamardihi	0.05	5ac	0.25	144	144/BF		PBDA/ Agricultu	Agriculture
202	2017-18			Mustard Cultivation	Jamardihi	0.025	5ac	0.12	144	144/BF		PBDA/ Agricultu	Agriculture

Sl.No	Year	Sectors	Sub-sectors	Annual Works Proposed (along with rates)	Name of Village / Hamlet where the proposed works is to be undertaken	Unit Cost. In Lakh	Quantity (Where applicable eg. Housing roads etc.) In Numbers, In Ac, In Mtrs	Financial Target (Rs. In lakhs)	No. of PTG Beneficiaies (Male & Female Separately where feasible)			Implementing Agency (State Govt./ UT Admb./ NGO)	Funding Source
									Total	Male	Female		
I	II	III	IV	V	VI	VII	VIII	IX	X	XI	XII	XIII	XIV
203	2017-18			Maize Cultivation	Dudipani	0.05	10ac	0.50	118	118/B F		PBDA/ Agricultu	Agriculture
204	2017-18			Mustard Cultivation	Dudipani	0.025	10ac	0.25	118	118/B F		PBDA/ Agricultu	Agriculture
205	2017-18			Maize Cultivation	Timi	0.05	10ac	0.50	85	85/BF		PBDA/ Agricultu	Agriculture
206	2017-18			Mustard Cultivation	Timi	0.025	10ac	0.25	85	85/BF		PBDA/ Agricultu	Agriculture
207	2017-18			Paddy Cultivation	Timi	0.02	10ac	0.20	85	85/BF		PBDA/ Agricultu	Agriculture
208	2017-18			Wheat Cultivation	Duipani	0.05	10ac	0.50	131	131/B F		PBDA/ Agricultu	Agriculture
209	2017-18			Maize Cultivation	Duipani	0.05	10ac	0.50	131	131/B F		PBDA/ Agricultu	Agriculture
210	2017-18			Mustard Cultivation	Duipani	0.025	5ac	0.12	131	131/B F		PBDA/ Agricultu	Agriculture
211	2017-18			Wheat Cultivation	Nagira	0.05	10ac	0.50	143	143/B F		PBDA/ Agricultu	Agriculture
212	2017-18			Maize Cultivation	Nagira	0.05	10ac	0.50	143	143/B F		PBDA/ Agricultu	Agriculture
123	2017-18			Paddy Cultivation	Nagira	0.02	6ac	0.12	143	143/B F		PBDA/ Agricultu	Agriculture
214	2017-18			Mustard Cultivation	Nagira	0.025	5ac	0.12	143	143/B F		PBDA/ Agricultu	Agriculture
215	2017-18			Wheat Cultivation	Sibida	0.05	30ac	1.50	86	86/BF		PBDA/ Agricultu	Agriculture
216	2017-18			Maize Cultivation	Sibida	0.05	10ac	0.50	86	86/BF		PBDA/ Agricultu	Agriculture
217	2017-18			Mustard Cultivation	Sibida	0.025	5ac	0.12	86	86/BF		PBDA/ Agricultu	Agriculture
218	2017-18			Wheat Cultivation	Kadambini pur	0.05	5ac	0.25	39	39/BF		PBDA/ Agricultu	Agriculture
219	2017-18			Maize Cultivation	Kadambini pur	0.05	2.50ac	0.12	5	39/BF		PBDA/ Agricultu	Agriculture

Sl.No	Year	Sectors	Sub-sectors	Annual Works Proposed (along with rates)	Name of Village / Hamlet where the proposed works is to be undertaken	Unit Cost. In Lakh	Quantity (Where applicable eg. Housing roads etc.) In Numbers, In Ac, In Mtrs	Financial Target (Rs. In lakhs)	No. of PTG Beneficiaies (Male & Female Separately where feasible)			Implementing Agency (State Govt./ UT Admb./ NGO)	Funding Source
									Total	Male	Female		
I	II	III	IV	V	VI	VII	VIII	IX	X	XI	XII	XIII	XIV
220	2017-18			Mustard Cultivation	Kadambini pur	0.025	2ac	0.04	5	39/BF		PBDA/ Agriculture	Agriculture
221	2017-18			Wheat Cultivation	Jamudiha	0.05	5ac	0.25	39	31/BF		PBDA/ Agriculture	Agriculture
222	2017-18			Maize Cultivation	Jamudiha	0.05	2ac	0.10	5	31/BF		PBDA/ Agriculture	Agriculture
223	2017-18			Mustard Cultivation	Jamudiha	0.025	2ac	0.04	5	31/BF		PBDA/ Agriculture	Agriculture
224	2017-18			Maize Cultivation	Balibahal	0.05	7 ac	0.35	47	47/BF		PBDA/ Agriculture	Agriculture
225	2017-18			Paddy Cutivation	Balibahal	0.02	7 ac	0.14	47	47/BF		PBDA/ Agriculture	Agriculture
226	2017-18			Mustard Cultivation	Balibahal	0.025	7 ac	0.15	47	47/BF		PBDA/ Agriculture	Agriculture
227	2017-18			Maize Cultivation	Rugudihi	0.05	5ac	0.25	40	40/BF		PBDA/ Agriculture	Agriculture
228	2017-18			Mustard Cultivation	Rugudihi	0.025	5ac	0.12	40	40/BF		PBDA/ Agriculture	Agriculture
229	2017-18			Maize Cultivation	Salei	0.05	10ac	0.50	81	81/BF		PBDA/ Agriculture	Agriculture
230	2017-18			Mustard Cultivation	Salei	0.025	5ac	0.12	81	81/BF		PBDA/ Agriculture	Agriculture
231	2017-18			Maize Cultivation	Sandhar	0.05	7 ac	0.35	63	63/BF		PBDA/ Agriculture	Agriculture
232	2017-18			Paddy Cutivation	Sandhar	0.02	7 ac	0.14	63	63/BF		PBDA/ Agriculture	Agriculture
233	2017-18			Mustard Cultivation	Sandhar	0.025	7 ac	0.15	63	63/BF		PBDA/ Agriculture	Agriculture
234	2017-18			Maize Cultivation	Jallha	0.05	3 ac	0.15	14	14/BF		PBDA/ Agriculture	Agriculture
235	2017-18			Mustard Cultivation	Jallha	0.025	3 ac	0.07	14	14/BF		PBDA/ Agriculture	Agriculture
236	2017-18			Maize Cultivation	Kaira	0.05	5ac	0.25	32	31/BF		PBDA/ Agriculture	Agriculture

Sl.No	Year	Sectors	Sub-sectors	Annual Works Proposed (along with rates)	Name of Village / Hamlet where the proposed works is to be undertaken	Unit Cost. In Lakh	Quantity (Where applicable eg. Housing roads etc.) In Numbers, In Ac, In Mtrs	Financial Target (Rs. In lakhs)	No. of PTG Beneficiaies (Male & Female Separately where feasible)			Implementing Agency (State Govt./ UT Admb./ NGO)	Funding Source
									Total	Male	Female		
I	II	III	IV	V	VI	VII	VIII	IX	X	XI	XII	XIII	XIV
237	2017-18			Mustard Cultivation	Kaira	0.025	5ac	0.12	32	31/BF		PBDA/ Agriculture	Agriculture
238	2017-18			Maize Cultivation	Baradihi	0.05	7 ac	0.35	52	52/BF		PBDA/ Agriculture	Agriculture
239	2017-18			Paddy Cultivation	Baradihi	0.02	7 ac	0.14	52	52/BF		PBDA/ Agriculture	Agriculture
240	2017-18			Mustard Cultivation	Baradihi	0.025	7 ac	0.15	52	52/BF		PBDA/ Agriculture	Agriculture
241	2017-18			Maize Cultivation	Barunadihi	0.05	5ac	0.25	32	31/BF		PBDA/ Agriculture	Agriculture
242	2017-18			Paddy Cultivation	Barunadihi	0.02	5ac	0.10	32	31/BF		PBDA/ Agriculture	Agriculture
243	2017-18			Mustard Cultivation	Barunadihi	0.025	5ac	0.12	32	31/BF		PBDA/ Agriculture	Agriculture
244	2017-18			Maize Cultivation	Rada	0.05	7 ac	0.35	63	63/BF		PBDA/ Agriculture	Agriculture
245	2017-18			Paddy Cultivation	Rada	0.02	3ac	0.06	63	63/BF		PBDA/ Agriculture	Agriculture
246	2017-18			Mustard Cultivation	Rada	0.025	7 ac	0.15	63	63/BF		PBDA/ Agriculture	Agriculture
247	2017-18			Maize Cultivation	Tanugula	0.05	5ac	0.25	92	92/BF		PBDA/ Agriculture	Agriculture
248	2017-18			Mustard Cultivation	Tanugula	0.025	5ac	0.12	92	92/BF		PBDA/ Agriculture	Agriculture
249	2017-18			Maize Cultivation	Bhimkand	0.05	7 ac	0.35	62	62/BF		PBDA/ Agriculture	Agriculture
250	2017-18			Mustard Cultivation	Bhimkand	0.025	7 ac	0.15	62	62/BF		PBDA/ Agriculture	Agriculture
251	2017-18			Maize Cultivation	Bandhabhu in	0.05	7 ac	0.35	51	51/BF		PBDA/ Agriculture	Agriculture
252	2017-18			Mustard Cultivation	Bandhabhu in	0.025	7 ac	0.15	51	51/BF		PBDA/ Agriculture	Agriculture
253	2017-18			Maize Cultivation	Ganeswarpur	0.05	7 ac	0.35	51	51/BF		PBDA/ Agriculture	Agriculture

Sl.No	Year	Sectors	Sub-sectors	Annual Works Proposed (along with rates)	Name of Village / Hamlet where the proposed works is to be undertaken	Unit Cost. In Lakh	Quantity (Where applicable eg. Housing roads etc.) In Numbers, In Ac, In Mtrs	Financial Target (Rs. In lakhs)	No. of PTG Beneficiaies (Male & Female Separately where feasible)			Implementing Agency (State Govt./ UT Admb./ NGO)	Funding Source
									Total	Male	Female		
I	II	III	IV	V	VI	VII	VIII	IX	X	XI	XII	XIII	XIV
254	2017-18			Mustard Cultivation	Ganeswarpur	0.025	3 ac	0.07	9	9/BF		PBDA/ Agriculture	Agriculture
255	2017-18			Maize Cultivation	Pattamund	0.05	10ac	0.50	45	45/BF		PBDA/ Agriculture	Agriculture
256	2017-18			Mustard Cultivation	Pattamund	0.025	5ac	0.12	45	45/BF		PBDA/ Agriculture	Agriculture
257	2017-18			Maize Cultivation	Itee	0.05	7 ac	0.35	41	41/BF		PBDA/ Agriculture	Agriculture
258	2017-18			Mustard Cultivation	Itee	0.025	7 ac	0.15	41	41/BF		PBDA/ Agriculture	Agriculture
259	2017-18			Maize Cultivation	Siaria	0.05	7 ac	0.35	37	37/BF		PBDA/ Agriculture	Agriculture
260	2017-18			Mustard Cultivation	Siaria	0.025	7 ac	0.15	37	37/BF		PBDA/ Agriculture	Agriculture
261	2017-18			Maize Cultivation	Kurtibasapur	0.05	3 ac	0.15	9	9/BF		PBDA/ Agriculture	Agriculture
262	2017-18			Mustard Cultivation	Kurtibasapur	0.025	3ac	0.70	9	9/BF		PBDA/ Agriculture	Agriculture
263	2017-18			Maize Cultivation	Khadaka	0.05	10ac	0.50	81	81/BF		PBDA/ Agriculture	Agriculture
264	2017-18			Mustard Cultivation	Khadaka	0.025	5ac	0.12	81	81/BF		PBDA/ Agriculture	Agriculture
265	2017-18			Supply of 3.1HP Pump sets with delivery Pipe	6village	0.25	15	3.75	15	15/BF		Agri culture 50% Subsidy	SCA to TSP
266	2017-18			Supply of Sprayer Machine	5 villages	0.02	30	0.60	30	30/BF		Agri culture	SCA to TSP
267	2017-18			Supply of Vegetable carats	5 villages	0.01	500	5.00	500	500/BF		PBDA	SCA to TSP
268	2017-18			Sub-total				26.11					
269	2017-18		Animal Husbandry	24nos of Beneficiary require Plough Bullok at Siaria	Siaria	0.30	24	7.20	24	24/BF		PBDA	CCD

Sl.No	Year	Sectors	Sub-sectors	Annual Works Proposed (along with rates)	Name of Village / Hamlet where the proposed works is to be undertaken	Unit Cost. In Lakh	Quantity (Where applicable eg. Housing roads etc.) In Numbers, In Ac, In Mtrs	Financial Target (Rs. In lakhs)	No. of PTG Beneficiaies (Male & Female Separately where feasible)			Implementing Agency (State Govt./ UT Admb./ NGO)	Funding Source
									Total	Male	Female		
I	II	III	IV	V	VI	VII	VIII	IX	X	XI	XII	XIII	XIV
270	2017-18			37nos of Beneficiary require 5-Goat at Siaria	Siaria	0.25	37	18.50	37	37/BF		PBDA	CCD
271	2017-18			14nos of Beneficiary require Plough Bullock at Jalha	Jalha	0.30	14	4.20	14	14/BF		PBDA	SCA to TSP
272	2017-18			81nos of Beneficiary require Plough Bullock at	Khadaka	0.30	81	24.30	81	81/BF		PBDA	CCD
273	2017-18			81nos of Beneficiary require 5 Goat at Baradihi	Khadaka	0.25	81	20.25	81	81/BF		PBDA	CCD
274	2017-18			131nos of Beneficiary require Plough Bullock at	Duipani	0.30	131	39.30	131	131/BF		PBDA	CCD
275	2017-18			110nos of Beneficiary require 5 Goat at Duipani	Duipani	0.25	110	27.50	110	110/BF		PBDA	CCD
276	2017-18			5 nos of Beneficiary require 1 nos Cow at Siaria	Siaria	0.15	5	0.75	5	5/BF		PBDA	CCD
277	2017-18			62nos of Beneficiary require Plough Bullock at	Bhimkand	0.30	62	18.60	62	62/BF		PBDA	CCD
278	2017-18			325 nos of Animal Shed	Duipani, Bhimkand, Siaria, Jallaha, Khadaka	0.40	325	130.00	325	325/BF		MGNREGA	PR Deptt.
279	2017-18			62nos of Beneficiary require 5 Goat at Bhimkand	Bhimkand	0.25	62	15.50	62	62/BF		PBDA	SCA to TSP
280	2017-18			Animal Health camps [In Nos]	26 Villages	0.20	1	0.20	2500			VET.	A & H Deptt.
281	2017-18			Sub-total				306.30					
282	2017-18		Market Link	Tailor Mechine 10 nos	Duipani	0.15	10	1.50	10	10/BF		PBDA	CCD

Sl.No	Year	Sectors	Sub-sectors	Annual Works Proposed (along with rates)	Name of Village / Hamlet where the proposed works is to be undertaken	Unit Cost. In Lakh	Quantity (Where applicable eg. Housing roads etc.) In Numbers, In Ac, In Mtrs	Financial Target (Rs. In lakhs)	No. of PTG Beneficiaies (Male & Female Separately where feasible)			Implementing Agency (State Govt./ UT Admb./ NGO)	Funding Source
									Total	Male	Female		
I	II	III	IV	V	VI	VII	VIII	IX	X	XI	XII	XIII	XIV
283	2017-18			Const. of Grain Bank at Taladihi	Duipani	5.00	1	5.00	131	131/B F		PBDA	CCD
284	2017-18			Sub-total				6.50					
285	2017-18		Social Security	Renewal of AABY	25 villages	0.00100	1	1.63	1625	1625/ BF		PBDA	CCD
286	2017-18			Sub-total				1.63					
287	2017-18		Promotion of SHG	Processing Unit for Horticulture Product/ NTEP	400 nos	0.25	400	10.00	400	400/B F		PBDA	CCD
288	2017-18			Const. of 2 nos MCU	5 villages	3.50	2	7.00	325	325/B F		PBDA	CCD
289	2017-18			Sub-total				17.00					
290	2017-18	Total						785.81					
291	2017-18	Conservation of Culture		Construction of Bhagabata Tungi -cum-Knowledge Centre	Siaria	6.00	1	6.00	37	37/BF		PBDA	CCD
292	2017-18			Sponsoring of cultural troupes for participation at District/State/National		10.00	1	10.00				PBDA	CCD
293	2017-18			Annual Tribal sports at Micoproject level to identify the sports talent		2.00	1	2.00				PBDA	Sports&youth services
294	2017-18			Exposure visit to other Micro project area		2.00	1	2.00				PBDA	CCD
295	2017-18			Const. of Bisirikothi -cum-Knowledge Centre	Khadaka	6.00	1	6.00	40	40/BF		PBDA	CCD
296	2017-18			Const. of Bisirikothi-cum-Knowledge Centre	Bhimkand	6.00	1	6.00	62	62/BF		PBDA	CCD
297	2017-18	Total						32.00					

Sl.No	Year	Sectors	Sub-sectors	Annual Works Proposed (along with rates)	Name of Village / Hamlet where the proposed works is to be undertaken	Unit Cost. In Lakh	Quantity (Where applicable eg. Housing roads etc.) In Numbers, In Ac, In Mtrs	Financial Target (Rs. In lakhs)	No. of PTG Beneficiaies (Male & Female Separately where feasible)			Implementing Agency (State Govt./ UT Admb./ NGO)	Funding Source
									Total	Male	Female		
I	II	III	IV	V	VI	VII	VIII	IX	X	XI	XII	XIII	XIV
298	2017-18	Capacity Building		Agriculture and Horticulture training programme	5 villages	0.50	5	2.50	336	336/B F		PBDA	CCD
298	2017-18		Horticulture	Training of Masroon Cultivation Programme	10 villages	0.01	250	2.50	250	250/B F		PBDA	CCD
299	2017-18			Training of Horticulture crops cultivation Banana, Cashew nut, Mango	10 villages	0.20	10	2.00	250	250/B F		PBDA	CCD
300	2017-18		Agriculture	Exposer visit of progresisve farmer withen state		0.10	5	1.50	300	300/B F		PBDA	CCD
301	2017-18			Training of Progressive farmer on intensive agriculture practices		0.15	10	1.50	300	300/B F		PBDA	CCD
302	2017-18			Training of Organic cultivation		0.15	10	1.50	300	300/B F		PBDA	CCD
303	2017-18			Taking of farmer field school		0.20	4	0.80	80	80/BF		PBDA	CCD
304	2017-18		Animal Husbandry	Training on Disease treatement of Bullock	10 villages	0.60	4	2.40	610	610/B F		PBDA	CCD
305	2017-18			Training on Disease treatement of Goat	10 villages	0.60	4	2.40	610	610/B F		PBDA	CCD
306	2017-18			Exposer visit of Chipilima		1.00	10	10.00	300	300/B F		PBDA	CCD
307	2017-18			Training on Psiculture		0.10	3	0.30	30	30/BF		PBDA	CCD
308	2017-18		Health & Nutrition	Training on Malaria Prevention	26 Villages	0.26	10 nos	2.60	1625	1625/ BF		PBDA	CCD
309	2017-18			Training on important of Toilet const. and use	26 Villages	0.44	10 nos	4.40	1625	1625/ BF		PBDA	CCD
310	2017-18		Consurvatio n of Culture	Training on wooden Handicraft	5 GP	0.35	6 nos	2.10	100	250/B F		PBDA	CCD

Sl.No	Year	Sectors	Sub-sectors	Annual Works Proposed (along with rates)	Name of Village / Hamlet where the proposed works is to be undertaken	Unit Cost. In Lakh	Quantity (Where applicable eg. Housing roads etc.) In Numbers, In Ac, In Mtrs	Financial Target (Rs. In lakhs)	No. of PTG Beneficiaies (Male & Female Separately where feasible)			Implementing Agency (State Govt./ UT Admb./ NGO)	Funding Source	
									Total	Male	Female			
I	II	III	IV	V	VI	VII	VIII	IX	X	XI	XII	XIII	XIV	
311	2017-18			Training to tribal artisan on porttery	5 GP	0.35	3nos	1.05	100	100/B F		PBDA	CCD	
312	2017-18			Carpainter Training 4 nos	Siaria	0.30	4	1.20	4	4/BF		PBDA	CCD	
313	2017-18			Carpainter Training 2 nos	Itee	0.30	2	0.60	2	2/BF		PBDA	CCD	
314	2017-18	Total						39.35						
	2017-18	Project Management / NGO/Institutional Mechanism & Monitoring / IEC / Publication		Remuneration of MPW @ 6000/- per month x 12 x 9 [In Nos]	26 Villages	0.72	9	1.08					CCD	
315	2017-18							5.40	1625	1625/ BF		PBDA	OPELIP	
317	2017-18			Hiring charges for field visit	26 villages	0.08	26	2.00	26	26/BF		PBDA	CCD	
319	2017-18			Computerized work and Photography of developmental work	25 villages	0.50	1	0.50	1625	1625/ BF		PBDA	CCD	
320	2017-18			Misc Contingency, PBDA Office, Jamaradhi		2.00	1	2.00				PBDA	CCD	
321	2017-18			Project management/Adminstrative	PBDA, Office			17.33					CCD	
322	2017-18	Total						28.3100						
	2017-18	TOTAL (2017-2018)							1592.07					

Sl.No	Year	Sectors	Sub-sectors	Annual Works Proposed (along with rates)	Name of Village / Hamlet where the proposed works is to be undertaken	Unit Cost. In Lakh	Quantity (Where applicable eg. Housing roads etc.) In Numbers, In Ac, In Mtrs	Financial Target (Rs. In lakhs)	No. of PTG Beneficiaies (Male & Female Separately where feasible)			Implementing Agency (State Govt./ UT Admb./ NGO)	Funding Source
									Total	Male	Female		
I	II	III	IV	V	VI	VII	VIII	IX	X	XI	XII	XIII	XIV
1	2018-19	Social Sector	Education	Const. of School Boundary Wall at Rugudihi	Rugudihi	5.00	100mtrs	5.00	40	40/BF		PBDA	Art 275(1)
2	2018-19			Construction of Gyanamandir -cum- Knowledge Centre (In 550sqft)	Salei	7.50	1	7.50	81	81/BF		PBDA	CCD
3	2018-19			Const. of School Boundary	Timi	5.00	100mtrs	5.00	85	85/BF		PBDA	CCD
4	2018-19			Education Complex, Sibida, Computer Teacher	Sibida	0.72	1nos	0.72	1	1	-	PBDA	CCD
5	2018-19			Girls Education complex,Sibida Expenditure	Sibida	0.10116	5	2.47					CCD
	2018-19			Teacher Salary(10116/-				3.60				PBDA	MOTA
6	2018-19							0.7337					CCD
	2018-19			Education complex, Sibida Expenditure Accountant-1(9614/-x12x1)	Sibida	0.09317	1	0.4200				PBDA	MOTA
7	2018-19			CCA(7693/-x12x5)	Sibida	0.07693	5	3.7158					CCD
	2018-19							0.9000				PBDA	MOTA
8	2018-19							1.4863					CCD
				Peon(7693/-x12x2)	Sibida	0.07693	2						

Sl.No	Year	Sectors	Sub-sectors	Annual Works Proposed (along with rates)	Name of Village / Hamlet where the proposed works is to be undertaken	Unit Cost. In Lakh	Quantity (Where applicable eg. Housing roads etc.) In Numbers, In Ac, In Mtrs	Financial Target (Rs. In lakhs)	No. of PTG Beneficiaies (Male & Female Separately where feasible)			Implementing Agency (State Govt./ UT Admb./ NGO)	Funding Source
									Total	Male	Female		
I	II	III	IV	V	VI	VII	VIII	IX	X	XI	XII	XIII	XIV
	2018-19			PCM(7693/-x12x2)	Sibida	0.07693	2	0.3600				PBDA	MOTA
9	2018-19			Watchman(7693/-x12x2)	Sibida	0.07693	2	1.4863					CCD
	2018-19							0.3600				PBDA	MOTA
10	2018-19			Helper(6655/-x12x2)	Sibida	0.06655	2	1.2852					CCD
	2018-19							0.3120				PBDA	MOTA
11	2018-19			Sweeper(6655/-x12x2)	Sibida	0.06655	2	1.2852					CCD
	2018-19							0.3120				PBDA	MOTA
12	2018-19			Boys Educational Complex,Bsc,B.Ed(PCM)	Sibida		1	1.97				PBDA	CCD
13	2018-19			B.A,B.Ed	Sibida		1	1.97				PBDA	CCD
14	2018-19			Bsc,B.Ed(CBZ)	Sibida		1	1.97				PBDA	CCD
15	2018-19			IA,CT	Sibida	1.35	2	2.70				PBDA	CCD
16	2018-19			Hindi/Sanskrit Teacher	Sibida	1.94	2	3.89				PBDA	CCD
17	2018-19			Matric CT	Sibida	1.1	3	3.31				PBDA	CCD
18	2018-19			PET	Sibida		1	1.11				PBDA	CCD

Sl.No	Year	Sectors	Sub-sectors	Annual Works Proposed (along with rates)	Name of Village / Hamlet where the proposed works is to be undertaken	Unit Cost. In Lakh	Quantity (Where applicable eg. Housing roads etc.) In Numbers, In Ac, In Mtrs	Financial Target (Rs. In lakhs)	No. of PTG Beneficiaies (Male & Female Separately where feasible)			Implementing Agency (State Govt./ UT Admb./ NGO)	Funding Source
									Total	Male	Female		
I	II	III	IV	V	VI	VII	VIII	IX	X	XI	XII	XIII	XIV
19	2018-19			Peon	Sibida		1	0.71				PBDA	CCD
20	2018-19			Attendant	Sibida	0.84	2	1.68				PBDA	CCD
21	2018-19			Helper	Sibida	0.605	2	1.21				PBDA	CCD
22	2018-19			CCA	Sibida	0.635	2	1.27				PBDA	CCD
23	2018-19			Jr.Clerk	Sibida		1	1.01				PBDA	CCD
24	2018-19			Recurring Expenditure Boarders Boys Education Complex	Sibida	0.0597	250	14.93	250	250/B F		PBDA	CCD
25	2018-19			Sub-total				74.67					
26	2018-19		Health & Nutrition	Health Camps [In Nos]	26 Villages	0.20	26	5.20	1625	1625/BF		PBDA	CCD
28	2018-19			Reimbrusment of medical bill [In Nos]	26 Villages	0.17	26	4.50	1625	1625/BF		H & FW/PBD	CCD
29	2018-19			Spray of medicines at walls for malaria prevention [In Nos]	26 Villages	0.09	26	2.34	1625	1625/BF		H & FW/PBD A	CCD
30	2018-19			Reprinting of Sickle Cell School Health Card [In Nos]	Sibida	0.0005	100	0.05	100			Micro Project (UNICEF Supporte	(H& FW)UNICEF
31	2018-19			Yearly Sickle Cell Screening of all children (0-14Years) [In Nos]	26 Villages	0.001	500	0.50	500			Micro Project	CCD
32	2018-19			Half yearly third party monitoring of Programme Indicators, Sharing of findings and action plan		LS		0.50				Micro Project (UNICEF Supporte	(H& FW)UNICEF

Sl.No	Year	Sectors	Sub-sectors	Annual Works Proposed (along with rates)	Name of Village / Hamlet where the proposed works is to be undertaken	Unit Cost. In Lakh	Quantity (Where applicable eg. Housing roads etc.) In Numbers, In Ac, In Mtrs	Financial Target (Rs. In lakhs)	No. of PTG Beneficiaies (Male & Female Separately where feasible)			Implementing Agency (State Govt./ UT Admb./ NGO)	Funding Source
									Total	Male	Female		
I	II	III	IV	V	VI	VII	VIII	IX	X	XI	XII	XIII	XIV
33	2018-19			Monthly Review of MP by collector		0.005	12	0.06				UNICEF	(H& FW)UNICEF
34	2018-19			Project level refresher Training on Innovation IPC tools for Improving infant & Young child feeding Practices (Orientation of Front line workers on Counselling techniques and child feeding Practices)		0.008	30	0.24				Micro Project (UNICEF Supported)	(H& FW)UNICEF
35	2018-19			Sub-total				13.39					
36	2018-19		Drinking Water & Sanitation	Const. of Solar drinking water Plant Piped Water connection to Households from Over Head Tank	Salei	7.00	1	7.00	25	25/BF		RWSS	RD
37	2018-19			Const. of Solar drinking water Plant Piped Water connection to Households	Rugudihi	7.00	2	14.00	40	40/BF		RWSS	RD
38	2018-19			Const. of Solar drinking water Plant Piped Water connection to Households	Timi	7.00	2	14.00	85	85/BF		RWSS	RD
39	2018-19			Const. of Deep Bore well of Tunka Sahi	Rada	1.50	1	1.50	32	32/BF		RWSS	RD
40	2018-19			Const. of Solar drinking water Plant Piped Water connection to Households	Rada	7.00	2	14.00	62	62/BF		RWSS	RD
41	2018-19			Const. of Solar drinking water Plant Piped Water connection to Households	Bandhabhuin	7.00	2	14.00	62	62/BF		RWSS	RD

Sl.No	Year	Sectors	Sub-sectors	Annual Works Proposed (along with rates)	Name of Village / Hamlet where the proposed works is to be undertaken	Unit Cost. In Lakh	Quantity (Where applicable eg. Housing roads etc.) In Numbers, In Ac, In Mtrs	Financial Target (Rs. In lakhs)	No. of PTG Beneficiaies (Male & Female Separately where feasible)			Implementing Agency (State Govt./ UT Admb./ NGO)	Funding Source
									Total	Male	Female		
I	II	III	IV	V	VI	VII	VIII	IX	X	XI	XII	XIII	XIV
42	2018-19			Sub-total				64.50					
43	2018-19	Total						152.56					
44	2018-19	Infrastructure	Housing	46 nos of House requaird at Salei IAY	Salei	1.04	46	47.84	46	46/BF		Block	PR Deptt.
45	2018-19			33nos of House requaird at Rugudihi	Rugudihi	1.04	33	34.32	33	33/BF		Block	PR Deptt.
46	2018-19			Construction of Community Centre-cum-Knowledge Centre [In 550sqft]	Salei	7.50	1	7.50	81	81/BF		PBDA	CCD
47	2018-19			Construction of Community Centre-cum-Knowledge Centre	Bandhabhu in	7.50	1	7.50	51	51/BF		PBDA	Art 275(1)
48	2018-19			Const. of Anganwadi Boundary Wall at Rugudihi	Rugudihi	5.00	100mtrs	5.00	40	40/BF		PBDA/W &CD	W&CD
49	2018-19			Const. of Angawadi Centre[In 550sqft]	Timi	7.00	1	7.00	85	85/BF		PBDA/W &CD	W&CD
40	2018-19			Const. of Angawadi Centre[In 550sqft]	Bandhabhu in	7.00	1	7.00	51	51/BF		PBDA/W &CD	W&CD
50	2018-19			Sub-total				116.16					
51	2018-19		Connectivity	Const. of CC road from village end to Munda Sahi at Salei [In 200Mtrs]	Salei	5.00	200mtrs	10.00	81	81/BF		PBDA	CCD
52	2018-19			Const. of CC road village to Ranimakunda at Salei	Salei	5.00	500mtrs	25.00	81	81/BF		PBDA	CCD
53	2018-19			Repair of road fromPacheri Pani to Kuldiha at Salei	Salei	5.00	200mtrs	10.00	81	81/BF		PBDA	Art 275(1)
54	2018-19			Const. of CC road from Salei village to Pond	Salei	5.00	200mtrs	10.00	81	81/BF		PBDA	CCD

Sl.No	Year	Sectors	Sub-sectors	Annual Works Proposed (along with rates)	Name of Village / Hamlet where the proposed works is to be undertaken	Unit Cost. In Lakh	Quantity (Where applicable eg. Housing roads etc.) In Numbers, In Ac, In Mtrs	Financial Target (Rs. In lakhs)	No. of PTG Beneficiaies (Male & Female Separately where feasible)			Implementing Agency (State Govt./ UT Admb./ NGO)	Funding Source
									Total	Male	Female		
I	II	III	IV	V	VI	VII	VIII	IX	X	XI	XII	XIII	XIV
55	2018-19			Const. of CC road form Pry. School to Tentulidihi	Rugudihi	5.00	300mtrs	15.00	40	40/BF		PBDA	CCD
56	2018-19			Const. of CC road & Ghat cutting from Rugudihi Canal to Tinmara road	Rugudihi	5.00	300mtrs	15.00	40	40/BF		PBDA	CCD
57	2018-19			Const. of Rugudihi Culvert	Rugudihi	5.50	2MX2MX7.50M	5.50	40	40/BF		PBDA	CCD
58	2018-19			Const. of CC Khala/Drying Yard	Rugudihi	5.00	1	5.00	40	40/BF		PBDA	CCD
59	2018-19			Const. of CC Khala/Drying Yard	Timi	5.00	2	10.00	85	85/BF		PBDA	CCD
60	2018-19			Const. of CC road from Chack dam to Bata Bandha	Timi	5.00	500mtrs	25.00	85	85/BF		PBDA	CCD
61	2018-19			Const. of CC road from VSS House Hatimund Sahi with culvert	Timi	5.00	500mtrs	25.00	85	85/BF		PBDA	CCD
62	2018-19			Const. of CC road from Village Munda Tentuli Gachha to Tanugula road Ketaebue	Rada	5.00	200mtrs	10.00	80	80/BF		PBDA	CCD
63	2018-19			Const. of CC road from village road to Jari Gachha	Rada	5.00	100mtrs	5.00	62	62/BF		PBDA	Art 275(1)
64	2018-19			Const. of CC road from village Munda Chhak to School	Rada	5.00	100mtrs	5.00	62	62/BF		PBDA	CCD
65	2018-19			Const. of CC road from Bisirikuthi to Nalu House & Middle Tube well to Bhujara	Ganeswarpur	5.00	500mtrs	25.00	9	9/BF		PBDA	CCD
66	2018-19			Const. of CC road & Bridge from School to Gai Gothani	Ganeswarpur	5.00	200mtrs	10.00	9	9/BF		PBDA	CCD
67	2018-19			Const. of Moorum road from Ganeswarpur to Bhimkand	Ganeswarpur	8.00	1km	8.00	9	9/BF		PBDA	CCD

Sl.No	Year	Sectors	Sub-sectors	Annual Works Proposed (along with rates)	Name of Village / Hamlet where the proposed works is to be undertaken	Unit Cost. In Lakh	Quantity (Where applicable eg. Housing roads etc.) In Numbers, In Ac, In Mtrs	Financial Target (Rs. In lakhs)	No. of PTG Beneficiaies (Male & Female Separately where feasible)			Implementing Agency (State Govt./ UT Admb./ NGO)	Funding Source
									Total	Male	Female		
I	II	III	IV	V	VI	VII	VIII	IX	X	XI	XII	XIII	XIV
68	2018-19			Const. of Moorum road from Bhimkand to Bandhabhuin	Bandhabhuin	8.00	2km	16.00	200	200/B F		PBDA	CCD
69	2018-19			Const. of CC road from Bandhabhuin to Pattamund Ghati	Bandhabhuin	5.00	1000mtrs	50.00	100	100/B F		PBDA	CCD
70	2018-19			Const. of road & Bridge Bandhabhuin to Ganeswarpur	Bandhabhuin	5.00	400mtrs	20.00	100	100/B F		PBDA	CCD
71	2018-19			Const. of Bridge at School front at Salei	Salei	3.50	1	3.50	81	81/BF		PBDA	Art 275(1)
72	2018-19			Const. of Bridge at Chudakuta at Salei	Salei	3.50	1	3.50	81	81/BF		PBDA	Art 275(1)
73	2018-19			Sub-total				311.50					
74	2018-19		Electrification	Solar electrification of 63 beneficiaries at Rada	Rada	0.10	63	6.30	63	63/BF		OREDA	CCD
75	2018-19			Sub-total				6.30					
76	2018-19	Total						433.96					
77	2018-19	Sustainable Livelihood Project	Irrigation	Const. of New Pond at Rugudihi	Rugudihi	5.00	100mtrs	5.00	40	40/BF		PBDA	CCD
78	2018-19			Const. of New Pond at Timi	Timi	5.00	30mx30mx 30m	5.00	85	85/BF		PBDA	CCD
79	2018-19			Const. of CC canal at Kajjadi	Timi	5.00	100mtrs	5.00	85	85/BF		PBDA	CCD
80	2018-19			Const. of CC canal at Chuapani	Timi	5.00	100mtrs	5.00	85	85/BF		PBDA	CCD

Sl.No	Year	Sectors	Sub-sectors	Annual Works Proposed (along with rates)	Name of Village / Hamlet where the proposed works is to be undertaken	Unit Cost. In Lakh	Quantity (Where applicable eg. Housing roads etc.) In Numbers, In Ac, In Mtrs	Financial Target (Rs. In lakhs)	No. of PTG Beneficiaies (Male & Female Separately where feasible)			Implementing Agency (State Govt./ UT Admb./ NGO)	Funding Source
									Total	Male	Female		
I	II	III	IV	V	VI	VII	VIII	IX	X	XI	XII	XIII	XIV
81	2018-19			Const. of Deep Bore well & Irrigation Point	Timi	10.00	1	10.00	85	85/BF		PBDA	Art 275(1)
82	2018-19			Const. of New Pond at Rada	Rada	5.00	30mx30mx 30m	5.00	62	62/BF		PBDA	CCD
83	2018-19			Renovation of Ganeswarpur Pond	Ganeswarpur	2.00	30mx30mx 30m	2.00	9	9/BF		PBDA	CCD
84	2018-19			Const. of CC canal from Bara Mula to Gadwan	Ganeswarpur	5.00	200mtrs	10.00	9	9/BF		PBDA	Art 275(1)
85	2018-19			Exten. & Repair of CC Canal at Bhimkand	Bandhabhulin	5.00	600mtrs	30.00	51	51/BF		PBDA	CCD
86	2018-19			Const. of New Pond	Bandhabhulin	5.00	30mx30mx 30m	5.00	51	51/BF		PBDA	CCD
87	2018-19			Const. of Check Dam & Lift Irrigation Point at Jautuka Nala	Bandhabhulin	50.00	1	50.00	200	200/B F		PBDA	CCD
89	2018-19			Sub-total				132.00					
90	2018-19		Land Development	Land Development	Salei	0.20	40ac	8.00	81	81/BF		MGNREGA	PR Deptt.
91	2018-19			Land Development	Rugudihi	0.20	10ac	2.00	37	37/BF		MGNREGA	PR Deptt.
92	2018-19			Land Development	Bandhabhulin	0.20	22ac	4.40	51	51/BF		MGNREGA	PR Deptt.
93	2018-19			Sub-total				14.40					
94	2018-19		Horticulture	Mushroom Cultivation	26 villages	0.05	150	7.50	250	250/B F		PBDA/ Horticult	SCA to TSP
95	2018-19			Supply of Potato, Vegetable, Onion Fertilizers	Jamardihi	0.32	12ac	3.84	144	144/B F		PBDA/ Horticult	Horticulture
96	2018-19			Banana	Jamardihi	0.40	10ac	4.00	10	10/BF		PBDA/ Horticult	Horticulture

Sl.No	Year	Sectors	Sub-sectors	Annual Works Proposed (along with rates)	Name of Village / Hamlet where the proposed works is to be undertaken	Unit Cost. In Lakh	Quantity (Where applicable eg. Housing roads etc.) In Numbers, In Ac, In Mtrs	Financial Target (Rs. In lakhs)	No. of PTG Beneficiaies (Male & Female Separately where feasible)			Implementing Agency (State Govt./ UT Admb./ NGO)	Funding Source
									Total	Male	Female		
I	II	III	IV	V	VI	VII	VIII	IX	X	XI	XII	XIII	XIV
97	2018-19			Cashew nut plantation	Jamardihi	0.15	4ac	0.60	20	20/BF		PBDA/ Horticult	Horticulture
98	2018-19			Mango & Orange	Jamardihi	0.37	9ac	3.33	20	20/BF		PBDA/ Horticult	Horticulture
99	2018-19			Zinger, Trumeric Seeds	Jamardihi	0.36	10ac	3.60	144	144/B F		PBDA/ Horticult	Horticulture
100	2018-19			Supply of Potato, Vegetable, Onion Fertilizers	Dudipani	0.32	15ac	4.80	118	118/B F		PBDA/ Horticult	Horticulture
101	2018-19			Banana	Dudipani	0.40	10ac	4.00	10	10/BF		PBDA/ Horticult	Horticulture
102	2018-19			Cashew nut plantation	Dudipani	0.15	4ac	0.60	20	20/BF		PBDA/ Horticult	Horticulture
103	2018-19			Mango & Orange	Dudipani	0.37	9ac	3.33	20	20/BF		PBDA/ Horticult	Horticulture
104	2018-19			Zinger, Trumeric Seeds	Dudipani	0.36	10ac	3.60	118	118/B F		PBDA/ Horticult	Horticulture
105	2018-19			Supply of Potato, Vegetable, Onion Fertilizers & Pesticide etc.	Timi	0.32	12ac	3.84	85	85/BF		PBDA/ Horticult	Horticulture
106	2018-19			Banana	Timi	0.40	10ac	4.00	10	10/BF		PBDA/ Horticult	Horticulture
107	2018-19			Cashew nut plantation	Timi	0.15	4ac	0.60	20	20/BF		PBDA/ Horticult	Horticulture
108	2018-19			Mango & Orange	Timi	0.37	9ac	3.33	20	20/BF		PBDA/ Horticult	Horticulture
109	2018-19			Zinger, Trumeric Seeds	Timi	0.36	10ac	3.60	85	85/BF		PBDA/ Horticult	Horticulture
110	2018-19			Supply of Potato, Vegetable, Onion Fertilizers	Duipani	0.32	15ac	4.80	131	131/B F		PBDA/ Horticult	Horticulture
111	2018-19			Banana	Duipani	0.40	10ac	4.00	10	10/BF		PBDA/ Horticult	Horticulture
112	2018-19			Cashew nut plantation	Duipani	0.15	4ac	0.60	20	20/BF		PBDA/ Horticult	Horticulture
113	2018-19			Mango & Orange	Duipani	0.37	9ac	3.33	20	20/BF		PBDA/ Horticult	Horticulture
114	2018-19			Zinger, Trumeric Seeds	Duipani	0.36	10ac	3.60	131	131/B F		PBDA/ Horticult	Horticulture

Sl.No	Year	Sectors	Sub-sectors	Annual Works Proposed (along with rates)	Name of Village / Hamlet where the proposed works is to be undertaken	Unit Cost. In Lakh	Quantity (Where applicable eg. Housing roads etc.) In Numbers, In Ac, In Mtrs	Financial Target (Rs. In lakhs)	No. of PTG Beneficiaies (Male & Female Separately where feasible)			Implementing Agency (State Govt./ UT Admb./ NGO)	Funding Source
									Total	Male	Female		
I	II	III	IV	V	VI	VII	VIII	IX	X	XI	XII	XIII	XIV
115	2018-19			Supply of Potato, Vegetable, Onion Fertilizers	Nagira	0.32	15ac	4.80	143	143/B F		PBDA/ Horticult	Horticulture
116	2018-19			Banana	Nagira	0.40	10ac	4.00	10	10/BF		PBDA/ Horticult	Horticulture
117	2018-19			Cashew nut plantation	Nagira	0.15	4ac	0.60	20	20/BF		PBDA/ Horticult	Horticulture
118	2018-19			Mango & Orange	Nagira	0.37	9ac	3.33	20	20/BF		PBDA/ Horticult	Horticulture
119	2018-19			Zinger, Trumeric Seeds	Nagira	0.36	10ac	3.60	131	131/B F		PBDA/ Horticult	Horticulture
120	2018-19			Supply of Potato, Vegetable, Onion Fertilizers	Sibida	0.32	12ac	3.84	86	86/BF		PBDA/ Horticult	Horticulture
121	2018-19			Banana	Sibida	0.40	10ac	4.00	10	10/BF		PBDA/ Horticult	Horticulture
122	2018-19			Cashew nut plantation	Sibida	0.15	4ac	0.60	20	20/BF		PBDA/ Horticult	Horticulture
123	2018-19			Mango & Orange	Sibida	0.34	5ac	1.70	20	20/BF		PBDA/ Horticult	Horticulture
124	2018-19			Zinger, Trumeric Seeds	Sibida	0.30	8ac	2.40	86	86/BF		PBDA/ Horticult	Horticulture
125	2018-19			Supply of Potato, Vegetable, Onion Fertilizers	Kadambini pur	0.32	4ac	1.28	39	39/BF		PBDA/ Horticult	Horticulture
126	2018-19			Banana	Kadambini pur	0.40	5ac	2.00	5	5/BF		PBDA/ Horticult	Horticulture
127	2018-19			Cashew nut plantation	Kadambini pur	0.15	2ac	0.30	5	5/BF		PBDA/ Horticult	Horticulture
128	2018-19			Mango & Orange	Kadambini pur	0.37	2ac	0.74	5	5/BF		PBDA/ Horticult	Horticulture
129	2018-19			Zinger, Trumeric Seeds	Kadambini pur	0.36	2ac	0.72	39	39/BF		PBDA/ Horticult	Horticulture
130	2018-19			Supply of Potato, Vegetable, Onion Fertilizers	Jamudiha	0.32	4ac	1.28	32	32/BF		PBDA/ Horticult	Horticulture
131	2018-19			Cashew nut plantation	Jamudiha	0.15	2ac	0.30	5	5/BF		PBDA/ Horticult	Horticulture
132	2018-19			Zinger, Trumeric Seeds	Jamudiha	0.36	2ac	0.72	32	32/BF		PBDA/ Horticult	Horticulture

Sl.No	Year	Sectors	Sub-sectors	Annual Works Proposed (along with rates)	Name of Village / Hamlet where the proposed works is to be undertaken	Unit Cost. In Lakh	Quantity (Where applicable eg. Housing roads etc.) In Numbers, In Ac, In Mtrs	Financial Target (Rs. In lakhs)	No. of PTG Beneficiaies (Male & Female Separately where feasible)			Implementing Agency (State Govt./ UT Admb./ NGO)	Funding Source
									Total	Male	Female		
I	II	III	IV	V	VI	VII	VIII	IX	X	XI	XII	XIII	XIV
133	2018-19			Supply of Potato, Vegetable, Onion Fertilizers	Balibahal	0.32	5ac	1.60	47	47/BF		PBDA/ Horticult	Horticulture
134	2018-19			Cashew nut plantation	Balibahal	0.15	2ac	0.30	5	5/BF		PBDA/ Horticult	Horticulture
135	2018-19			Zinger, Trumeric Seeds	Balibahal	0.36	3ac	1.08	47	47/BF		PBDA/ Horticult	Horticulture
136	2018-19			Supply of Potato, Vegetable, Onion Fertilizers	Rugudihi	0.32	4ac	1.28	40	40/BF		PBDA/ Horticult	Horticulture
137	2018-19			Cashew nut plantation	Rugudihi	0.15	2ac	0.30	5	5/BF		PBDA/ Horticult	Horticulture
138	2018-19			Zinger, Trumeric Seeds	Rugudihi	0.36	2ac	0.72	40	40/BF		PBDA/ Horticult	Horticulture
139	2018-19			Supply of Potato, Vegetable, Onion Fertilizers	Salei	0.32	12ac	3.84	81	81/BF		PBDA/ Horticult	Horticulture
140	2018-19			Cashew nut plantation	Salei	0.15	3ac	0.45	20	20/BF		PBDA/ Horticult	Horticulture
142	2018-19			Zinger, Trumeric Seeds	Salei	0.36	10ac	3.60	81	81/BF		PBDA/ Horticult	Horticulture
143	2018-19			Supply of Potato, Vegetable, Onion Fertilizers	Sandhar	0.32	5ac	1.60	63	63/BF		PBDA/ Horticult	Horticulture
144	2018-19			Cashew nut plantation	Sandhar	0.15	2ac	0.30	5	5/BF		PBDA/ Horticult	Horticulture
145	2018-19			Zinger, Trumeric Seeds	Sandhar	0.36	3ac	1.08	63	63/BF		PBDA/ Horticult	Horticulture
146	2018-19			Supply of Potato, Vegetable, Onion Fertilizers	Jallha	0.32	2ac	0.64	14	14/BF		PBDA/ Horticult	Horticulture
147	2018-19			Cashew nut plantation	Jallha	0.15	2ac	0.30	5	5/BF		PBDA/ Horticult	Horticulture
148	2018-19			Zinger, Trumeric Seeds	Jallha	0.36	2ac	0.72	14	14/BF		PBDA/ Horticult	Horticulture
149	2018-19			Supply of Potato, Vegetable, Onion Fertilizers	Kaira	0.32	3ac	0.96	32	31/BF		PBDA/ Horticult	Horticulture
150	2018-19			Cashew nut plantation	Kaira	0.15	2ac	0.30	5	5/BF		PBDA/ Horticult	Horticulture
151	2018-19			Zinger, Trumeric Seeds	Kaira	0.36	2ac	0.72	32	31/BF		PBDA/ Horticult	Horticulture

Sl.No	Year	Sectors	Sub-sectors	Annual Works Proposed (along with rates)	Name of Village / Hamlet where the proposed works is to be undertaken	Unit Cost. In Lakh	Quantity (Where applicable eg. Housing roads etc.) In Numbers, In Ac, In Mtrs	Financial Target (Rs. In lakhs)	No. of PTG Beneficiaies (Male & Female Separately where feasible)			Implementing Agency (State Govt./ UT Admb./ NGO)	Funding Source
									Total	Male	Female		
I	II	III	IV	V	VI	VII	VIII	IX	X	XI	XII	XIII	XIV
152	2018-19			Supply of Potato, Vegetable, Onion Fertilizers	Baradihi	0.32	5ac	1.60	52	52/BF		PBDA/ Horticult	Horticulture
153	2018-19			Cashew nut plantation	Baradihi	0.15	2ac	0.30	5	5/BF		PBDA/ Horticult	Horticulture
154	2018-19			Zinger, Trumeric Seeds	Baradihi	0.36	2ac	0.72	52	52/BF		PBDA/ Horticult	Horticulture
155	2018-19			Supply of Potato, Vegetable, Onion Fertilizers	Barunadihi	0.32	4ac	1.28	32	31/BF		PBDA/ Horticult	Horticulture
156	2018-19			Cashew nut plantation	Barunadihi	0.15	2ac	0.30	5	5/BF		PBDA/ Horticult	Horticulture
157	2018-19			Zinger, Trumeric Seeds	Barunadihi	0.36	2ac	0.72	32	31/BF		PBDA/ Horticult	Horticulture
158	2018-19			Supply of Potato, Vegetable, Onion Fertilizers	Rada	0.32	5ac	1.60	63	63/BF		PBDA/ Horticult	Horticulture
159	2018-19			Cashew nut plantation	Rada	0.15	2ac	0.30	5	5/BF		PBDA/ Horticult	Horticulture
160	2018-19			Zinger, Trumeric Seeds	Rada	0.36	2ac	0.72	63	63/BF		PBDA/ Horticult	Horticulture
162	2018-19			Supply of Potato, Vegetable, Onion Fertilizers	Tanugula	0.32	10ac	3.20	92	92/BF		PBDA/ Horticult	Horticulture
163	2018-19			Cashew nut plantation	Tanugula	0.15	3ac	0.45	20	20/BF		PBDA/ Horticult	Horticulture
164	2018-19			Zinger, Trumeric Seeds	Tanugula	0.36	6ac	2.16	92	92/BF		PBDA/ Horticult	Horticulture
165	2018-19			Supply of Potato, Vegetable, Onion Fertilizers	Bhimkand	0.32	5ac	1.60	62	62/BF		PBDA/ Horticult	Horticulture
166	2018-19			Cashew nut plantation	Bhimkand	0.15	2ac	0.30	5	5/BF		PBDA/ Horticult	Horticulture
167	2018-19			Zinger, Trumeric Seeds	Bhimkand	0.36	3ac	1.08	62	62/BF		PBDA/ Horticult	Horticulture
168	2018-19			Supply of Potato, Vegetable, Onion Fertilizers	Bandhabhu in	0.32	5ac	1.60	51	51/BF		PBDA/ Horticult	Horticulture
169	2018-19			Cashew nut plantation	Bandhabhu in	0.15	2ac	0.30	5	5/BF		PBDA/ Horticult	Horticulture
170	2018-19			Zinger, Trumeric Seeds	Bandhabhu in	0.36	3ac	1.08	51	51/BF		PBDA/ Horticult	Horticulture

Sl.No	Year	Sectors	Sub-sectors	Annual Works Proposed (along with rates)	Name of Village / Hamlet where the proposed works is to be undertaken	Unit Cost. In Lakh	Quantity (Where applicable eg. Housing roads etc.) In Numbers, In Ac, In Mtrs	Financial Target (Rs. In lakhs)	No. of PTG Beneficiaies (Male & Female Separately where feasible)			Implementing Agency (State Govt./ UT Admb./ NGO)	Funding Source
									Total	Male	Female		
I	II	III	IV	V	VI	VII	VIII	IX	X	XI	XII	XIII	XIV
171	2018-19			Supply of Potato, Vegetable, Onion Fertilizers	Ganeswarpur	0.32	2ac	0.64	9	9/BF		PBDA/ Horticult	Horticulture
172	2018-19			Cashew nut plantation	Ganeswarpur	0.15	1ac	0.15	5	5/BF		PBDA/ Horticult	Horticulture
173	2018-19			Zinger, Trumeric Seeds	Ganeswarpur	0.36	2ac	0.72	9	9/BF		PBDA/ Horticult	Horticulture
174	2018-19			Supply of Potato, Vegetable, Onion Fertilizers	Pattamund	0.32	5ac	1.60	45	45/BF		PBDA/ Horticult	Horticulture
175	2018-19			Cashew nut plantation	Pattamund	0.15	2ac	0.30	5	5/BF		PBDA/ Horticult	Horticulture
176	2018-19			Zinger, Trumeric Seeds	Pattamund	0.36	3ac	1.08	45	45/BF		PBDA/ Horticult	Horticulture
177	2018-19			Supply of Potato, Vegetable, Onion Fertilizers	Itee	0.32	5ac	1.60	41	41/BF		PBDA/ Horticult	Horticulture
178	2018-19			Cashew nut plantation	Itee	0.15	1ac	0.15	5	5/BF		PBDA/ Horticult	Horticulture
179	2018-19			Zinger, Trumeric Seeds	Itee	0.36	3ac	1.08	41	41/BF		PBDA/ Horticult	Horticulture
180	2018-19			Supply of Potato, Vegetable, Onion Fertilizers	Siaria	0.32	5ac	1.60	37	37/BF		PBDA/ Horticult	Horticulture
181	2018-19			Cashew nut plantation	Siaria	0.15	2ac	0.30	5	5/BF		PBDA/ Horticult	Horticulture
182	2018-19			Zinger, Trumeric Seeds	Siaria	0.36	3ac	1.08	37	37/BF		PBDA/ Horticult	Horticulture
183	2018-19			Supply of Potato, Vegetable, Onion Fertilizers	Kurtibasapur	0.32	2ac	0.64	9	9/BF		PBDA/ Horticult	Horticulture
184	2018-19			Cashew nut plantation	Kurtibasapur	0.15	1ac	0.15	5	5/BF		PBDA/ Horticult	Horticulture
185	2018-19			Zinger, Trumeric Seeds	Kurtibasapur	0.36	2ac	0.72	9	9/BF		PBDA/ Horticult	Horticulture
186	2018-19			Supply of Potato, Vegetable, Onion Fertilizers	Khadaka	0.32	32ac	3.20	81	81/BF		PBDA/ Horticult	Horticulture
187	2018-19			Cashew nut plantation	Khadaka	0.15	3ac	0.45	20	20/BF		PBDA/ Horticult	Horticulture
189	2018-19			Zinger, Trumeric Seeds	Khadaka	0.36	10ac	3.60	81	81/BF		PBDA/ Horticult	Horticulture

Sl.No	Year	Sectors	Sub-sectors	Annual Works Proposed (along with rates)	Name of Village / Hamlet where the proposed works is to be undertaken	Unit Cost. In Lakh	Quantity (Where applicable eg. Housing roads etc.) In Numbers, In Ac, In Mtrs	Financial Target (Rs. In lakhs)	No. of PTG Beneficiaies (Male & Female Separately where feasible)			Implementing Agency (State Govt./ UT Admb./ NGO)	Funding Source
									Total	Male	Female		
I	II	III	IV	V	VI	VII	VIII	IX	X	XI	XII	XIII	XIV
190	2018-19			Sub-total				165.27					
191	2018-19		Agriculture	Maze Cultivation	Jamardihi	0.05	5ac	0.25	144	144/B F		PBDA/ Agricultu	Agriculture
192	2018-19			Mustard Cultivation	Jamardihi	0.025	5ac	0.12	144	144/B F		PBDA/ Agricultu	Agriculture
193	2018-19			Maze Cultivation	Dudipani	0.05	10ac	0.50	118	118/B F		PBDA/ Agricultu	Agriculture
194	2018-19			Mustard Cultivation	Dudipani	0.025	10ac	0.25	118	118/B F		PBDA/ Agricultu	Agriculture
195	2018-19			Maze Cultivation	Timi	0.05	10ac	0.50	85	85/BF		PBDA/ Agricultu	Agriculture
196	2018-19			Mustard Cultivation	Timi	0.025	10ac	0.25	85	85/BF		PBDA/ Agricultu	Agriculture
197	2018-19			Paddy Cuitivation	Timi	0.02	10ac	0.20	85	85/BF		PBDA/ Agricultu	Agriculture
198	2018-19			Wheat Cultivation	Duipani	0.05	10ac	0.50	131	131/B F		PBDA/ Agricultu	Agriculture
199	2018-19			Maze Cultivation	Duipani	0.05	10ac	0.50	131	131/B F		PBDA/ Agricultu	Agriculture
200	2018-19			Mustard Cultivation	Duipani	0.025	5ac	0.12	131	131/B F		PBDA/ Agricultu	Agriculture
201	2018-19			Wheat Cultivation	Nagira	0.05	10ac	0.50	143	143/B F		PBDA/ Agricultu	Agriculture
202	2018-19			Maze Cultivation	Nagira	0.05	10ac	0.50	143	143/B F		PBDA/ Agricultu	Agriculture
203	2018-19			Paddy Cuitivation	Nagira	0.02	6ac	0.12	143	143/B F		PBDA/ Agricultu	Agriculture
204	2018-19			Mustard Cultivation	Nagira	0.025	5ac	0.12	143	143/B F		PBDA/ Agricultu	Agriculture
205	2018-19			Wheat Cultivation	Sibida	0.05	30ac	1.50	86	86/BF		PBDA/ Agricultu	Agriculture

Sl.No	Year	Sectors	Sub-sectors	Annual Works Proposed (along with rates)	Name of Village / Hamlet where the proposed works is to be undertaken	Unit Cost. In Lakh	Quantity (Where applicable eg. Housing roads etc.) In Numbers, In Ac, In Mtrs	Financial Target (Rs. In lakhs)	No. of PTG Beneficiaies (Male & Female Separately where feasible)			Implementing Agency (State Govt./ UT Admb./ NGO)	Funding Source
									Total	Male	Female		
I	II	III	IV	V	VI	VII	VIII	IX	X	XI	XII	XIII	XIV
206	2018-19			Maze Cultivation	Sibida	0.05	10ac	0.50	86	86/BF		PBDA/ Agriculture	Agriculture
207	2018-19			Mustard Cultivation	Sibida	0.025	5ac	0.12	86	86/BF		PBDA/ Agriculture	Agriculture
208	2018-19			Wheat Cultivation	Kadambini pur	0.05	5ac	0.25	39	39/BF		PBDA/ Agriculture	Agriculture
209	2018-19			Maze Cultivation	Kadambini pur	0.05	2ac	0.10	5	39/BF		PBDA/ Agriculture	Agriculture
210	2018-19			Mustard Cultivation	Kadambini pur	0.025	2ac	0.04	5	39/BF		PBDA/ Agriculture	Agriculture
211	2018-19			Wheat Cultivation	Jamudiha	0.05	5ac	0.25	39	31/BF		PBDA/ Agriculture	Agriculture
212	2018-19			Maze Cultivation	Jamudiha	0.05	2ac	0.10	5	31/BF		PBDA/ Agriculture	Agriculture
123	2018-19			Mustard Cultivation	Jamudiha	0.025	2ac	0.04	5	31/BF		PBDA/ Agriculture	Agriculture
214	2018-19			Maze Cultivation	Balibahal	0.05	7 ac	0.35	47	47/BF		PBDA/ Agriculture	Agriculture
215	2018-19			Paddy Cutivation	Balibahal	0.02	7 ac	0.14	47	47/BF		PBDA/ Agriculture	Agriculture
216	2018-19			Mustard Cultivation	Balibahal	0.025	7 ac	0.15	47	47/BF		PBDA/ Agriculture	Agriculture
217	2018-19			Maze Cultivation	Rugudihi	0.05	5ac	0.25	40	40/BF		PBDA/ Agriculture	Agriculture
218	2018-19			Mustard Cultivation	Rugudihi	0.025	5ac	0.12	40	40/BF		PBDA/ Agriculture	Agriculture
219	2018-19			Maze Cultivation	Salei	0.05	10ac	0.50	81	81/BF		PBDA/ Agriculture	Agriculture
220	2018-19			Mustard Cultivation	Salei	0.025	5ac	0.12	81	81/BF		PBDA/ Agriculture	Agriculture
221	2018-19			Maze Cultivation	Sandhar	0.05	7 ac	0.35	63	63/BF		PBDA/ Agriculture	Agriculture

Sl.No	Year	Sectors	Sub-sectors	Annual Works Proposed (along with rates)	Name of Village / Hamlet where the proposed works is to be undertaken	Unit Cost. In Lakh	Quantity (Where applicable eg. Housing roads etc.) In Numbers, In Ac, In Mtrs	Financial Target (Rs. In lakhs)	No. of PTG Beneficiaies (Male & Female Separately where feasible)			Implementing Agency (State Govt./ UT Admb./ NGO)	Funding Source
									Total	Male	Female		
I	II	III	IV	V	VI	VII	VIII	IX	X	XI	XII	XIII	XIV
222	2018-19			Paddy Cultivation	Sandhar	0.02	7 ac	0.14	63	63/BF		PBDA/ Agriculture	Agriculture
223	2018-19			Mustard Cultivation	Sandhar	0.025	7 ac	0.15	63	63/BF		PBDA/ Agriculture	Agriculture
224	2018-19			Maze Cultivation	Jallha	0.05	3 ac	0.15	14	14/BF		PBDA/ Agriculture	Agriculture
225	2018-19			Mustard Cultivation	Jallha	0.025	3 ac	0.07	14	14/BF		PBDA/ Agriculture	Agriculture
226	2018-19			Maze Cultivation	Kaira	0.05	5ac	0.25	32	31/BF		PBDA/ Agriculture	Agriculture
227	2018-19			Mustard Cultivation	Kaira	0.025	5ac	0.12	32	31/BF		PBDA/ Agriculture	Agriculture
228	2018-19			Maze Cultivation	Baradihi	0.05	7 ac	0.35	52	52/BF		PBDA/ Agriculture	Agriculture
229	2018-19			Paddy Cultivation	Baradihi	0.02	7 ac	0.14	52	52/BF		PBDA/ Agriculture	Agriculture
230	2018-19			Mustard Cultivation	Baradihi	0.025	7 ac	0.15	52	52/BF		PBDA/ Agriculture	Agriculture
231	2018-19			Maze Cultivation	Barunadihi	0.05	5ac	0.25	32	31/BF		PBDA/ Agriculture	Agriculture
232	2018-19			Paddy Cultivation	Barunadihi	0.02	5ac	0.10	32	31/BF		PBDA/ Agriculture	Agriculture
233	2018-19			Mustard Cultivation	Barunadihi	0.025	5ac	0.12	32	31/BF		PBDA/ Agriculture	Agriculture
234	2018-19			Maze Cultivation	Rada	0.05	7 ac	0.35	63	63/BF		PBDA/ Agriculture	Agriculture
235	2018-19			Paddy Cultivation	Rada	0.02	3ac	0.06	63	63/BF		PBDA/ Agriculture	Agriculture
236	2018-19			Mustard Cultivation	Rada	0.025	7 ac	0.15	63	63/BF		PBDA/ Agriculture	Agriculture
237	2018-19			Maze Cultivation	Tanugula	0.05	5ac	0.25	92	92/BF		PBDA/ Agriculture	Agriculture

Sl.No	Year	Sectors	Sub-sectors	Annual Works Proposed (along with rates)	Name of Village / Hamlet where the proposed works is to be undertaken	Unit Cost. In Lakh	Quantity (Where applicable eg. Housing roads etc.) In Numbers, In Ac, In Mtrs	Financial Target (Rs. In lakhs)	No. of PTG Beneficiaies (Male & Female Separately where feasible)			Implementing Agency (State Govt./ UT Admb./ NGO)	Funding Source
									Total	Male	Female		
I	II	III	IV	V	VI	VII	VIII	IX	X	XI	XII	XIII	XIV
238	2018-19			Mustard Cultivation	Tanugula	0.025	5ac	0.12	92	92/BF		PBDA/ Agriculture	Agriculture
239	2018-19			Maze Cultivation	Bhimkand	0.05	7 ac	0.35	62	62/BF		PBDA/ Agriculture	Agriculture
240	2018-19			Mustard Cultivation	Bhimkand	0.025	7 ac	0.15	62	62/BF		PBDA/ Agriculture	Agriculture
241	2018-19			Maze Cultivation	Bandhabh in	0.05	7 ac	0.35	51	51/BF		PBDA/ Agriculture	Agriculture
242	2018-19			Mustard Cultivation	Bandhabh in	0.025	7 ac	0.15	51	51/BF		PBDA/ Agriculture	Agriculture
243	2018-19			Maze Cultivation	Ganeswar ur	0.05	7 ac	0.35	51	51/BF		PBDA/ Agriculture	Agriculture
244	2018-19			Mustard Cultivation	Ganeswar ur	0.025	3 ac	0.07	9	9/BF		PBDA/ Agriculture	Agriculture
245	2018-19			Maze Cultivation	Pattamund	0.05	10ac	0.50	45	45/BF		PBDA/ Agriculture	Agriculture
246	2018-19			Mustard Cultivation	Pattamund	0.025	5ac	0.12	45	45/BF		PBDA/ Agriculture	Agriculture
247	2018-19			Maze Cultivation	Itee	0.05	7 ac	0.35	41	41/BF		PBDA/ Agriculture	Agriculture
248	2018-19			Mustard Cultivation	Itee	0.025	7 ac	0.15	41	41/BF		PBDA/ Agriculture	Agriculture
249	2018-19			Maze Cultivation	Siaria	0.05	7 ac	0.35	37	37/BF		PBDA/ Agriculture	Agriculture
250	2018-19			Mustard Cultivation	Siaria	0.025	7 ac	0.15	37	37/BF		PBDA/ Agriculture	Agriculture
251	2018-19			Maze Cultivation	Kurtibas pur	0.05	3 ac	0.15	9	9/BF		PBDA/ Agriculture	Agriculture
252	2018-19			Mustard Cultivation	Kurtibas pur	0.025	3ac	0.70	9	9/BF		PBDA/ Agriculture	Agriculture
253	2018-19			Maze Cultivation	Khadaka	0.05	10ac	0.50	81	81/BF		PBDA/ Agriculture	Agriculture

Sl.No	Year	Sectors	Sub-sectors	Annual Works Proposed (along with rates)	Name of Village / Hamlet where the proposed works is to be undertaken	Unit Cost. In Lakh	Quantity (Where applicable eg. Housing roads etc.) In Numbers, In Ac, In Mtrs	Financial Target (Rs. In lakhs)	No. of PTG Beneficiaies (Male & Female Separately where feasible)			Implementing Agency (State Govt./ UT Admb./ NGO)	Funding Source
									Total	Male	Female		
I	II	III	IV	V	VI	VII	VIII	IX	X	XI	XII	XIII	XIV
254	2018-19			Mustard Cultivation	Khadaka	0.025	5ac	0.12	81	81/BF		PBDA/ Agriculture	Agriculture
255	2018-19			Supply of 3.1HP Pump sets with delivery Pipe	6village	0.25	15	3.75	15	15/BF		Agriculture 50% Subsidar	SCA to TSP
256	2018-19			Supply of Spayer Machine	5 villages	0.02	30	0.60	30	30/BF		Agriculture 50% Subsidar	SCA to TSP
257	2018-19			Supply of Vegetable carats	5 villages	0.01	500	5.00	500	500/BF		PBDA	SCA to TSP
258	2018-19			Sub-total				26.09					
259	2018-19		Animal Husbandry	51nos of Beneficiary require Plough Bullock at Bandhabhuin	Bandhabhuin	0.30	51	15.30	51	51/BF		PBDA	CCD
260	2018-19			51nos of Beneficiary require 5 Goat at Bandhabhuin	Bandhabhuin	0.25	51	12.75	51	51/BF		PBDA	SCA to TSP
261	2018-19			27nos of Beneficiary require Plough Bullock at Baradihi	Rugudihi	0.30	27	8.10	27	27/BF		PBDA	CCD
262	2018-19			31nos of Beneficiary require 5 Goat at Baradihi	Rugudihi	0.25	31	7.75	31	31/BF		PBDA	SCA to TSP
263	2018-19			51nos of Beneficiary require Plough Bullock at Timi	Timi	0.30	51	15.30	51	51/BF		PBDA	CCD
264	2018-19			83nos of Beneficiary require 5 Goat at Timi	Timi	0.25	83	20.75	83	83/BF		PBDA	CCD
265	2018-19			63nos of Beneficiary require 5 Goat at Rada	Rada	0.25	63	15.75	63	63/BF		PBDA	CCD
266	2018-19			9nos of Beneficiary require Plough Bullock at Ganeswarpur	Ganeswarpur	0.30	9	2.70	9	9/BF		PBDA	SCA to TSP

Sl.No	Year	Sectors	Sub-sectors	Annual Works Proposed (along with rates)	Name of Village / Hamlet where the proposed works is to be undertaken	Unit Cost. In Lakh	Quantity (Where applicable eg. Housing roads etc.) In Numbers, In Ac, In Mtrs	Financial Target (Rs. In lakhs)	No. of PTG Beneficiaies (Male & Female Separately where feasible)			Implementing Agency (State Govt./ UT Admb./ NGO)	Funding Source
									Total	Male	Female		
I	II	III	IV	V	VI	VII	VIII	IX	X	XI	XII	XIII	XIV
267	2018-19			9nos of Beneficiary require 5 Goat at Ganeswarpur	Ganeswarpur	0.25	9	2.25	9	9/BF		PBDA	SCA to TSP
268	2018-19			329 nos Animal Shed	Timi, Bandhabhugin, Ganeswarpur, Rugudihi, Salei	0.40	329	131.60	329	329/BF		MGNREGA	PR Deptt.
269	2018-19			81nos of Beneficiary require 5 Goat at Salei	Salei	0.25	81	20.25	81	81/BF		PBDA	CCD
270	2018-19			Animal Health camps [In Nos]	26 Villages	0.20	1	0.20	1625	1625/BF		VET.	A & H Deptt.
271	2018-19			Sub-total				252.70					
272	2018-19		Market Link	Const. of 8nos Shop	Rugudihi	0.50	8	4.00	8	8/BF		PBDA	CCD
273	2018-19			Const. of Grain Bank at Timi	Timi	0.50	1	5.00	85	85/BF		PBDA	CCD
274	2018-19			Const. of 4 nos Shop	Timi	0.50	4	2.00	4	4/BF		PBDA	CCD
275	2018-19			Sub-total				11.00					
276	2018-19		Social Security	Renewal of AABY	25 villages	0.00100	1	1.63	1625	1625/BF		PBDA	CCD
277	2018-19			Sub-total				1.63					
278	2018-19		Promotion of SHG	Processing Unit for Horticulture Product/ NTEP	400 nos	0.25	400	10.00	400	400/BF		PBDA	CCD
279	2018-19			Const. of 1 nos MCU	5 villages	3.50	1	3.50	325	325/BF		PBDA	CCD

Sl.No	Year	Sectors	Sub-sectors	Annual Works Proposed (along with rates)	Name of Village / Hamlet where the proposed works is to be undertaken	Unit Cost. In Lakh	Quantity (Where applicable eg. Housing roads etc.) In Numbers, In Ac, In Mtrs	Financial Target (Rs. In lakhs)	No. of PTG Beneficiaies (Male & Female Separately where feasible)			Implementing Agency (State Govt./ UT Admb./ NGO)	Funding Source
									Total	Male	Female		
I	II	III	IV	V	VI	VII	VIII	IX	X	XI	XII	XIII	XIV
280	2018-19			Sub-total				13.50					
281	2018-19	Total						616.59					
282	2018-19	Conservation of Culture		Const. of Compaund wall of Bisirikothi-cum-Knowledge Centre	Salei	5.00	1	5.00	81	81/BF		PBDA	CCD
283	2018-19			Sponsoring of cultural troupes for participation at District/State/National		10.00	1	10.00				PBDA	CCD
284	2018-19			Annual Tribal sports at Micoproject level to identify the sports talent		2.00	1	2.00				PBDA	Sports&youth services
285	2018-19			Exposure visit to other Micro project area		2.00	1	2.00				PBDA	CCD
286	2018-19			Const. of Bisirikothi -cum-Knowledge Centre	Timi	7.50	1	7.50	85	85/BF		PBDA	CCD
287	2018-19			Const. of Bisirikothi -cum-Knowledge Centre	Rada	7.50	1	7.50	62	63/BF		PBDA	CCD
288	2018-19			Const. of Bisirikothi & Mandap Chandini-cum-Knowledge Centre	Bandhabhu in	10.00	1	10.00	51	51/BF		PBDA	CCD
289	2018-19	Total						44.00					
290	2018-19	Capacity Building		Agriculture and Horticulture training programme	5 villages	0.50	5	2.50	336	336/BF		PBDA	CCD
291	2018-19		Horticulture	Training of Masroon Cultivation Programme	10 villages	0.01	250	2.50	250	250/BF		PBDA	CCD
292	2018-19			Training of Horticulture crops cultivation Banana, Cashew nut, Mango	10 villages	0.20	10	2.00	250	250/BF		PBDA	CCD

Sl.No	Year	Sectors	Sub-sectors	Annual Works Proposed (along with rates)	Name of Village / Hamlet where the proposed works is to be undertaken	Unit Cost. In Lakh	Quantity (Where applicable eg. Housing roads etc.) In Numbers, In Ac, In Mtrs	Financial Target (Rs. In lakhs)	No. of PTG Beneficiaies (Male & Female Separately where feasible)			Implementing Agency (State Govt./ UT Admb./ NGO)	Funding Source
									Total	Male	Female		
I	II	III	IV	V	VI	VII	VIII	IX	X	XI	XII	XIII	XIV
293	2018-19		Agriculture	Exposer visit of progresisve farmer withen state		0.10	5	1.50	300	300/B F		PBDA	CCD
294	2018-19			Training of Progressive farmer on intensive agriculture practices		0.15	10	1.50	300	300/B F		PBDA	CCD
295	2018-19			Training of Organic cultivation		0.15	10	1.50	300	300/B F		PBDA	CCD
296	2018-19			Taking of farmer field school		0.20	4	0.80	80	80/BF		PBDA	CCD
297	2018-19		Animal Husbandry	Training on Disease treatement of Bullock	10 villages	0.60	4	2.40	610	610/B F		PBDA	CCD
298	2018-19			Training on Disease treatement of Goat	10 villages	0.60	4	2.40	610	610/B F		PBDA	CCD
298	2018-19			Exposer visit of Chipilima		1.00	10	10.00	300	300/B F		PBDA	CCD
299	2018-19			Training on Psiculture		0.10	3	0.30	30	30/BF		PBDA	CCD
300	2018-19		Health & Nutrition	Training on Maleria Privension	26 Villages	0.26	10 nos	2.60	1625	1625/ BF		PBDA	CCD
301	2018-19			Training on important of Toilet const. and use	26 Villages	0.44	10 nos	4.40	1625	1625/ BF		PBDA	CCD
302	2018-19		Consurvatio n of Culture	Training on wooden Handicraft	5 GP	0.35	6 nos	2.10	100	250/B F		PBDA	CCD
303	2018-19			Training to tribal artisan on pottery	5 GP	0.35	3nos	1.05	100	100/B F		PBDA	CCD

Sl.No	Year	Sectors	Sub-sectors	Annual Works Proposed (along with rates)	Name of Village / Hamlet where the proposed works is to be undertaken	Unit Cost. In Lakh	Quantity (Where applicable eg. Housing roads etc.) In Numbers, In Ac, In Mtrs	Financial Target (Rs. In lakhs)	No. of PTG Beneficiaies (Male & Female Separately where feasible)			Implementing Agency (State Govt./ UT Admb./ NGO)	Funding Source	
									Total	Male	Female			
I	II	III	IV	V	VI	VII	VIII	IX	X	XI	XII	XIII	XIV	
304	2018-19	Total						37.55						
306	2018-19	Project Management / NGO/ Institutional Mechanism & Monitoring / IEC / Publication		Hiring charges for field visit	25 villages		25 villages	2.00	25	25/BF		PBDA	CCD	
	2018-19			Remuneration of MPW @ 6000/- per month x 12 x 9 [In Nos]	26 Villages	0.72	9	1.08					CCD	
308	2018-19							5.40	1625	1625/BF		PBDA	OPELIP	
309	2018-19			Computerized Documents work and Photography of developmental work	25 villages	0.50	50	0.50				PBDA	CCD	
310	2018-19			Misc Contingency, PBDA Office, Jamaradhi		2.00	1	2.00				PBDA	CCD	
311	2018-19			Project management/Adminstrative	PBDA, Jamardihi			13.99				PBDA	CCD	
312	2018-19	Total						24.97						
313	2018-19	TOTAL (2018-2019)							1309.63					
1	2019-20	Social Sector	Education	Construction of Gyanamandir -cum- Knowledge Centre (In 550sqft)	Sandhar	7.50	1	7.50	63	63/BF		PBDA	CCD	
2	2019-20			Construction of Gyanamandir -cum- Knowledge Centre (In	Kaira	7.50	1	7.50	31	31/BF		PBDA	Art 275(1)	
3	2019-20			Construction of Gyanamandir -cum- Knowledge Centre (In	Tanugula	7.50	1	7.50	92	92/BF		PBDA	Art 275(1)	

Sl.No	Year	Sectors	Sub-sectors	Annual Works Proposed (along with rates)	Name of Village / Hamlet where the proposed works is to be undertaken	Unit Cost. In Lakh	Quantity (Where applicable eg. Housing roads etc.) In Numbers, In Ac, In Mtrs	Financial Target (Rs. In lakhs)	No. of PTG Beneficiaies (Male & Female Separately where feasible)			Implementing Agency (State Govt./ UT Admb./ NGO)	Funding Source
									Total	Male	Female		
I	II	III	IV	V	VI	VII	VIII	IX	X	XI	XII	XIII	XIV
4	2019-20			Education Complex, Sibida, Computer Teacher	Sibida	0.06	1nos	0.72	1	-		PBDA	CCD
5	2019-20			Girls Education complex, Sibida Expenditure Teacher Salary(11128/-x12x5)	Sibida	0.11128	5	3.0768				PBDA	CCD
	2019-20							3.6000					
6	2019-20			Education complex, Sibida Expenditure Accountant-1(10575/-x12x1)	Sibida	0.10248	1	0.8490				PBDA	CCD
	2019-20								0.4200				MoTA
7	2019-20			CCA(8462/-x12x5)	Sibida	0.08462	5	4.1772				PBDA	CCD
	2019-20								0.9000				MoTA
8	2019-20			Peon(8462/-x12x2)	Sibida	0.08462	2	1.67088				PBDA	CCD
	2019-20								0.36000				MoTA

Sl.No	Year	Sectors	Sub-sectors	Annual Works Proposed (along with rates)	Name of Village / Hamlet where the proposed works is to be undertaken	Unit Cost. In Lakh	Quantity (Where applicable eg. Housing roads etc.) In Numbers, In Ac, In Mtrs	Financial Target (Rs. In lakhs)	No. of PTG Beneficiaies (Male & Female Separately where feasible)			Implementing Agency (State Govt./ UT Admb./ NGO)	Funding Source
									Total	Male	Female		
I	II	III	IV	V	VI	VII	VIII	IX	X	XI	XII	XIII	XIV
9	2019-20			Watchman(8462/-x12x2)	Sibida	0.08462	2	1.67088				PBDA	CCD
	2019-20								0.36000				
10	2019-20			Helper(7320/-x12x2)	Sibida	0.0732	2	1.4448				PBDA	CCD
	2019-20								0.3120				
11	2019-20			Sweeper(7320/-x12x2)	Sibida	0.0732	2	1.4448				PBDA	CCD
	2019-20								0.3120				
12	2019-20			Boys Educational Complex,Bsc,B.Ed(PCM)	Sibida		1	1.97				PBDA	CCD
13	2019-20			B.A,B.Ed	Sibida		1	1.97				PBDA	CCD
14	2019-20			Bsc,B.Ed(CBZ)	Sibida		1	1.97				PBDA	CCD
15	2019-20			IA,CT	Sibida	1.485	2	2.70				PBDA	CCD
16	2019-20			Hindi/Sanskrit Teacher	Sibida	2.14	2	3.89				PBDA	CCD

Sl.No	Year	Sectors	Sub-sectors	Annual Works Proposed (along with rates)	Name of Village / Hamlet where the proposed works is to be undertaken	Unit Cost. In Lakh	Quantity (Where applicable eg. Housing roads etc.) In Numbers, In Ac, In Mtrs	Financial Target (Rs. In lakhs)	No. of PTG Beneficiaies (Male & Female Separately where feasible)			Implementing Agency (State Govt./ UT Admb./ NGO)	Funding Source
									Total	Male	Female		
I	II	III	IV	V	VI	VII	VIII	IX	X	XI	XII	XIII	XIV
17	2019-20			Matric CT	Sibida	1.21	3	3.31				PBDA	CCD
18	2019-20			PET	Sibida		1	1.11				PBDA	CCD
19	2019-20			Peon	Sibida		1	0.71				PBDA	CCD
20	2019-20			Attendant	Sibida	0.925	2	1.68				PBDA	CCD
21	2019-20			Helper	Sibida	0.665	2	1.21				PBDA	CCD
22	2019-20			CCA	Sibida	0.7	2	1.27				PBDA	CCD
23	2019-20			Jr.Clerk	Sibida		1	1.01				PBDA	CCD
24	2019-20			Const. of Boundary Wall with Staff Quarter at Sandhar	Sandhar	5.00	500mtrs	25.00	63	63/BF		PBDA	CCD
25	2019-20			Recurring Expenditure Boarders, Boys Education Complex	Sibida	0.0597	300	17.91	300	300/BF		PBDA	CCD
26	2019-20			Sub-total				109.53					
28	2019-20		Health & Nutrition	Health Camp [In Nos]	26 villsges	0.2	26	5.20	6509			H & FW/PBDA	CCD
29	2019-20			Reimbursement of medical bill [In Nos]	26 villsges	0.19	26	5.00	6509			PBDA	CCD
30	2019-20			Spray or medicines at walls for malaria prevention [In Nos]	26 villsges	0.10	26	2.50	6509			PBDA	CCD

Sl.No	Year	Sectors	Sub-sectors	Annual Works Proposed (along with rates)	Name of Village / Hamlet where the proposed works is to be undertaken	Unit Cost. In Lakh	Quantity (Where applicable eg. Housing roads etc.) In Numbers, In Ac, In Mtrs	Financial Target (Rs. In lakhs)	No. of PTG Beneficiaies (Male & Female Separately where feasible)			Implementing Agency (State Govt./ UT Admb./ NGO)	Funding Source
									Total	Male	Female		
I	II	III	IV	V	VI	VII	VIII	IX	X	XI	XII	XIII	XIV
31	2019-20			Reprinting of Sickle Cell School Health Card [In Nos]		0.0005	100	0.05	100			Micro Project (UNICEF)	(H& FW)UNICEF
32	2019-20			Yearly Sickle Cell Screening of all Children (0-14Years) [In Nos]	26 villsges	0.001	100	0.10	100			Micro Project	CCD
33	2019-20			Half Yearly Third Party Monitoring of Key Programme Indicator, Sharing of findings and action plan finalisation [In	26 villsges	LS		0.50				Micro Project (UNICEF) Supported	(H& FW)UNICEF
34	2019-20			Monthly Review of MP by collector		0.005	12	0.06				UNICEF	(H& FW)UNICEF
35	2019-20			Sub-total				13.41					
36	2019-20		Drinking Water & Sanitation	Const. of Solar drinking water Plant Piped Water connection to Households from Over Head Tank at	Sandhar	7.00	1	7.00	18	18/BF		RWSS	RD
37	2019-20			Const. of Solar drinking water Plant Piped Water connection to Households from Over Head Tank	Balibahal	7.00	2	14.00	47	47/BF		RWSS	RD
38	2019-20			Const. of Solar drinking water Plant Piped Water connection to Households from Over Head Tank	Kadambini pur	7.00	2	14.00	39	39/BF		RWSS	RD

Sl.No	Year	Sectors	Sub-sectors	Annual Works Proposed (along with rates)	Name of Village / Hamlet where the proposed works is to be undertaken	Unit Cost. In Lakh	Quantity (Where applicable eg. Housing roads etc.) In Numbers, In Ac, In Mtrs	Financial Target (Rs. In lakhs)	No. of PTG Beneficiaies (Male & Female Separately where feasible)			Implementing Agency (State Govt./ UT Admb./ NGO)	Funding Source
									Total	Male	Female		
I	II	III	IV	V	VI	VII	VIII	IX	X	XI	XII	XIII	XIV
39	2019-20			Const. of Solar drinking water Plant Piped Water connection to Households from Over Head Tank	Tanugula	7.00	3	21.00	92	92/BF		RWSS	RD
40	2019-20			Sub-total				56.00					
41	2019-20	Total						178.94					
42	2019-20	Infrastructure	Housing	22 nos of House requaird at ltee	ltee	1.04	22	22.88	22	22/BF		Block	PR Deptt.
43	2019-20			Construction of Community Centre-cum-Knowledge Centre{In 550sqft}	ltee	7.50	1	7.50	41	41/BF		PBDA	CCD
44	2019-20			Construction of Community Centre-cum-Knowledge Centre {In 550sqft}	Sandhar	7.50	1	7.50	63	63/BF		PBDA	CCD
45	2019-20			Repair of Community Centre-cum-Knowledge Centre	Balibahal	1.50	1	1.50	47	47/BF		PBDA	Art 275(1)
46	2019-20			Construction of Community Centre-cum-Knowledge Centre{In 550sqft}	Kadambini pur	7.50	1	7.50	39	39/BF		PBDA	CCD
47	2019-20			38 nos of House requaird at Sandhar(IAY)	Sandhar	1.04	38	39.52	38	38/BF		Block	PR Deptt.
48	2019-20			16nos of House requaird at Kaira(IAY)	Kaira	1.04	16	16.64	16	16/BF		Block	PR Deptt.
49	2019-20			27nos of House requaird at Balibahal(IAY)	Balibahal	1.04	27	28.08	27	27/BF		Block	PR Deptt.
40	2019-20			32 nos of House requaird at Kadambinipur(IAY)	Kadambini pur	1.04	32	33.28	32	32/BF		Block	PR Deptt.

Sl.No	Year	Sectors	Sub-sectors	Annual Works Proposed (along with rates)	Name of Village / Hamlet where the proposed works is to be undertaken	Unit Cost. In Lakh	Quantity (Where applicable eg. Housing roads etc.) In Numbers, In Ac, In Mtrs	Financial Target (Rs. In lakhs)	No. of PTG Beneficiaies (Male & Female Separately where feasible)			Implementing Agency (State Govt./ UT Admb./ NGO)	Funding Source
									Total	Male	Female		
I	II	III	IV	V	VI	VII	VIII	IX	X	XI	XII	XIII	XIV
50	2019-20			43 nos House requaird at Timi(IAY)	Timi	1.04	43	44.72	43	43/BF		Block	PR Deptt.
51	2019-20			51 nos House requaird at Bandhabhuin(IAY)	Bandhabhuin	1.04	51	53.04	51	51/BF		Block	PR Deptt.
52	2019-20			Const. of Anganwadi Centre at Kadambinipur {In 550sqft}	Kadambinipur	7.00	1	7.00	39	39/BF		PBDA/W &CD	W&CD
53	2019-20			Const. of Anganwadi Centre {In 550sqft}	Tanugula	7.00	1	7.00	92	92/BF		PBDA/W &CD	W&CD
54	2019-20			Sub-total				276.16					
55	2019-20		Connectivity	Const. of CC road fromTala Sahi PataBhadi to Baniadiha Sahi with 4nos culvert in Middle road at ltee	ltee	5.00	800mtrs, 4nos	70.00	41	41/BF		PBDA	CCD
56	2019-20			Const. of CC road from Baniadiha Sahi Mahul Gacha to Bandha Sahi with 2nos culvert in Middle road at ltee	ltee	5.00	1000mtrs, 2nos	60.00	41	41/BF		PBDA	CCD
57	2019-20			Const. of CC road from Sandhar village of Gai Gothani to Ranima Mund	Sandhar	5.00	500mtrs	25.00	63	63/BF		PBDA	CCD
58	2019-20			Const. of CC road from Kaira village to Jahla Chaka	Kaira	5.00	200mtrs	10.00	31	31/BF		PBDA	CCD
59	2019-20			Const. of Moorum road Kaira chak to Tanugula Chak	Kaira	8.00	1km	8.00	45	45/BF		PBDA	Art 275(1)
60	2019-20			Const. of CC road at Kaira village	Kaira	5.00	500mtrs	25.00	31	31/BF		PBDA	CCD

Sl.No	Year	Sectors	Sub-sectors	Annual Works Proposed (along with rates)	Name of Village / Hamlet where the proposed works is to be undertaken	Unit Cost. In Lakh	Quantity (Where applicable eg. Housing roads etc.) In Numbers, In Ac, In Mtrs	Financial Target (Rs. In lakhs)	No. of PTG Beneficiaies (Male & Female Separately where feasible)			Implementing Agency (State Govt./ UT Admb./ NGO)	Funding Source
									Total	Male	Female		
I	II	III	IV	V	VI	VII	VIII	IX	X	XI	XII	XIII	XIV
61	2019-20			Const. of Moorum road fromkaira chak to Sibida	Kaira	5.00	200mtrs	10.00	45	45/BF		PBDA	CCD
62	2019-20			Const. of CC road at Kuldihi village(Sandhar)	Sandhar	5.00	200mtrs	10.00	63	63/BF		PBDA	CCD
63	2019-20			Const. of Main road to Dumuri Sahi at Balibahal	Balibahal	5.00	500mtrs	25.00	47	47/BF		PBDA	CCD
64	2019-20			Const. of CC road from Main road to Tala Sahi at	Balibahal	5.00	500mtrs	25.00	47	47/BF		PBDA	CCD
65	2019-20			Const. of CC road from Bisirithakurani House to Gauda Sahi at Balibahal	Balibahal	5.00	200mtrs	10.00	47	47/BF		PBDA	CCD
66	2019-20			Const. of Moram road from Bada Bridge to Purunapani Sahi at Balibahal	Balibahal	8.00	500mtrs	4.00	47	47/BF		PBDA	Art 275(1)
67	2019-20			Const. of CC road from Kadambinipur Gram Mandap to Tala Sahi	Kadambinipur	5.00	200mtrs	10.00	39	39/BF		PBDA	CCD
68	2019-20			Const. of CC road from Kadambinipur Gram Mandap to Prv. School	Kadambinipur	5.00	100mtrs	5.00	39	39/BF		PBDA	Art 275(1)
69	2019-20			Const. of Moram road from Kadambinipur village to Ranima Nala	Kadambinipur	8.00	1km	8.00	39	39/BF		PBDA	CCD
70	2019-20			Const. of Moram road from Kadambinipur village to Kuldihi Nala	Kadambinipur	8.00	1km	8.00	39	39/BF		PBDA	Art 275(1)
71	2019-20			Const. of CC Khala/Drying Yard	Kadambinipur	5.00	100mtrs	5.00	39	39/BF		PBDA	Art 275(1)
72	2019-20			Const. of Moorum road from Tanugula Belamara Sahi to Ganeswarpur	Tanugula	8.00	4km	32.00	92	92/BF		PBDA	CCD

Sl.No	Year	Sectors	Sub-sectors	Annual Works Proposed (along with rates)	Name of Village / Hamlet where the proposed works is to be undertaken	Unit Cost. In Lakh	Quantity (Where applicable eg. Housing roads etc.) In Numbers, In Ac, In Mtrs	Financial Target (Rs. In lakhs)	No. of PTG Beneficiaies (Male & Female Separately where feasible)			Implementing Agency (State Govt./ UT Admb./ NGO)	Funding Source
									Total	Male	Female		
I	II	III	IV	V	VI	VII	VIII	IX	X	XI	XII	XIII	XIV
73	2019-20			Const. of CC road from Tanugula Village Munda Chhaka to Kalam Sahi	Tanugula	5.00	100mtrs	10.00	92	92/BF		PBDA	CCD
74	2019-20			Const. of CC road from Kalam Sahi to Gai Gotha	Tanugula	5.00	200mtrs	10.00	92	92/BF		PBDA	CCD
75	2019-20			Const. of CC road from Tanugula to Kaira	Tanugula	5.00	1000mtrs	50.00	92	92/BF		PBDA	CCD
76	2019-20			Const. of Bada Nala Bridge from Kuldih to Kadambinipur Sandhar	Sandhar	5.00	1000mtrs	50.00	63	63/BF		PBDA	CCD
77	2019-20			Sub-total				470.00					
78	2019-20		Electrification	Solar electrification of 12 beneficiaries at ltee	ltee	0.10	12	1.20	12	12/BF		OREDA	CCD
79	2019-20			Solar electrification of 92 beneficiaries at Tanugula	Tanugula	0.10	92	9.20	92	92/BF		OREDA	CCD
80	2019-20			Maintanance of Solar street light at Boys & Girls	Sibida	0.11	2	0.22	500	250	250	OREDA	CCD
81	2019-20			Sub-total				10.62					
82	2019-20	Total						756.78					
83	2019-20	Sustainable Livelihood Project	Irrigation	Const. of New Project of Meghanada Nala Cross Bond at ltee	ltee	40.00	20.00m	40.00	41	41/BF		PBDA	CCD
84	2019-20			Extn. Of CC Canal at Kundapani Nala	ltee	5.00	200mtrs	20.00	41	41/BF		PBDA	CCD
85	2019-20			Const. of New Pond of Dangapani at Sandhar	Sandhar	5.00	30mx30mx30m	5.00	63	63/BF		PBDA	CCD
86	2019-20			Const. of Cross Bond of Talipada Saradbas	Sandhar	10.00	5.00m	10.00	30	30/BF		PBDA	Art 275(1)

Sl.No	Year	Sectors	Sub-sectors	Annual Works Proposed (along with rates)	Name of Village / Hamlet where the proposed works is to be undertaken	Unit Cost. In Lakh	Quantity (Where applicable eg. Housing roads etc.) In Numbers, In Ac, In Mtrs	Financial Target (Rs. In lakhs)	No. of PTG Beneficiaies (Male & Female Separately where feasible)			Implementing Agency (State Govt./ UT Admb./ NGO)	Funding Source
									Total	Male	Female		
I	II	III	IV	V	VI	VII	VIII	IX	X	XI	XII	XIII	XIV
87	2019-20			Const. of CC Canal of Puipani Cross Bond	Sandhar	5.00	300mtrs	15.00	40	40/BF		PBDA	CCD
89	2019-20			Renovation of Kaira Pond	Kaira	3.00	30mx30mx 30m	3.00	31	31/BF		PBDA	CCD
90	2019-20			Repair of CC canal of Sareikela Canal	Sandhar	3.00	200mtrs	3.00	21	21/BF		PBDA	CCD
91	2019-20			Const. of New Pond at Balibahal	Balibahal	5.00	30mx30mx 30m	5.00	47	47/BF		PBDA	CCD
92	2019-20			Const. of CC Canal from Dabanbada to Badapada Project Balibahal	Balibahal	5.00	500mtrs	25.00	47	47/BF		PBDA	CCD
93	2019-20			Const. of Cross Bond at Ranima Nala	Kadambini pur	10.00	5.00m	10.00	39	39/BF		PBDA	CCD
94	2019-20			Const. of CC canal at Ranima Nala	Kadambini pur	5.00	500mtrs	15.00	39	39/BF		PBDA	CCD
95	2019-20			Const. of CC canal at Chihiru Ghat	Tanugula	5.00	200mtrs	10.00	92	92/BF		PBDA	CCD
96	2019-20			Sub-total				161.00					
97	2019-20		Land Development	Land Development	Sandhar & Kuldihi	0.20	50ac	10.00	50	50/BF		MGNREGA	PR Deptt.
98	2019-20			Land Development	Balibahal	0.20	40ac	8.00	40	40/BF		MGNREGA	PR Deptt.
99	2019-20			Land Development	Kadambini pur	0.20	10ac	2.00	39	39/BF		MGNREGA	PR Deptt.
100	2019-20			Sub-total				20.00					
101	2019-20		Horticulture	Mushroom Cultivation	26 villages	150	0.05	7.50	250	250/BF		PBDA/ Horticulture	SCA to TSP
102	2019-20			Supply of Potato, Vegetable, Onion Fertilizers & Pesticide etc.	Jamardihi	0.32	12ac	3.84	144	144/BF		PBDA/ Horticulture	Horticulture

Sl.No	Year	Sectors	Sub-sectors	Annual Works Proposed (along with rates)	Name of Village / Hamlet where the proposed works is to be undertaken	Unit Cost. In Lakh	Quantity (Where applicable eg. Housing roads etc.) In Numbers, In Ac, In Mtrs	Financial Target (Rs. In lakhs)	No. of PTG Beneficiaies (Male & Female Separately where feasible)			Implementing Agency (State Govt./ UT Admb./ NGO)	Funding Source
									Total	Male	Female		
I	II	III	IV	V	VI	VII	VIII	IX	X	XI	XII	XIII	XIV
103	2019-20			Banana	Jamardihi	0.40	10ac	4.00	10	10/BF		PBDA/ Horticult	Horticulture
104	2019-20			Cashew nut plantation	Jamardihi	0.15	4ac	0.60	20	20/BF		PBDA/ Horticult	Horticulture
105	2019-20			Mango & Orange	Jamardihi	0.37	9ac	3.33	20	20/BF		PBDA/ Horticult	Horticulture
106	2019-20			Zinger, Trumeric Seeds	Jamardihi	0.36	10ac	3.60	144	144/B F		PBDA/ Horticult	Horticulture
107	2019-20			Supply of Potato, Vegetable, Onion Fertilizers & Pesticide etc	Dudipani	0.32	15ac	4.80	118	118/B F		PBDA/ Horticult	Horticulture
108	2019-20			Banana	Dudipani	0.40	10ac	4.00	10	10/BF		PBDA/ Horticult	Horticulture
109	2019-20			Cashew nut plantation	Dudipani	0.15	4ac	0.60	20	20/BF		PBDA/ Horticult	Horticulture
110	2019-20			Mango & Orange	Dudipani	0.37	9ac	3.33	20	20/BF		PBDA/ Horticult	Horticulture
111	2019-20			Zinger, Trumeric Seeds	Dudipani	0.36	10ac	3.60	118	118/B F		PBDA/ Horticult	Horticulture
112	2019-20			Supply of Potato, Vegetable, Onion Fertilizers & Pesticide etc	Timi	0.32	12ac	3.84	85	85/BF		PBDA/ Horticult	Horticulture
113	2019-20			Banana	Timi	0.40	10ac	4.00	10	10/BF		PBDA/ Horticult	Horticulture
114	2019-20			Cashew nut plantation	Timi	0.15	4ac	0.60	20	20/BF		PBDA/ Horticult	Horticulture
115	2019-20			Mango & Orange	Timi	0.37	9ac	3.33	20	20/BF		PBDA/ Horticult	Horticulture
116	2019-20			Zinger, Trumeric Seeds	Timi	0.36	10ac	3.60	85	85/BF		PBDA/ Horticult	Horticulture
117	2019-20			Supply of Potato, Vegetable, Onion Fertilizers & Pesticide etc	Duipani	0.32	15ac	4.80	131	131/B F		PBDA/ Horticult	Horticulture

Sl.No	Year	Sectors	Sub-sectors	Annual Works Proposed (along with rates)	Name of Village / Hamlet where the proposed works is to be undertaken	Unit Cost. In Lakh	Quantity (Where applicable eg. Housing roads etc.) In Numbers, In Ac, In Mtrs	Financial Target (Rs. In lakhs)	No. of PTG Beneficiaies (Male & Female Separately where feasible)			Implementing Agency (State Govt./ UT Admb./ NGO)	Funding Source
									Total	Male	Female		
I	II	III	IV	V	VI	VII	VIII	IX	X	XI	XII	XIII	XIV
118	2019-20			Banana	Duipani	0.40	10ac	4.00	10	10/BF		PBDA/ Horticult	Horticulture
119	2019-20			Cashew nut plantation	Duipani	0.15	4ac	0.60	20	20/BF		PBDA/ Horticult	Horticulture
120	2019-20			Mango & Orange	Duipani	0.37	9ac	3.33	20	20/BF		PBDA/ Horticult	Horticulture
121	2019-20			Zinger, Trumeric Seeds	Duipani	0.36	10ac	3.60	131	131/B F		PBDA/ Horticult	Horticulture
122	2019-20			Supply of Potato, Vegetable, Onion Fertilizers	Nagira	0.32	15ac	4.80	143	143/B F		PBDA/ Horticult	Horticulture
123	2019-20			Banana	Nagira	0.40	10ac	4.00	10	10/BF		PBDA/ Horticult	Horticulture
124	2019-20			Cashew nut plantation	Nagira	0.15	4ac	0.60	20	20/BF		PBDA/ Horticult	Horticulture
125	2019-20			Mango & Orange	Nagira	0.37	9ac	3.33	20	20/BF		PBDA/ Horticult	Horticulture
126	2019-20			Zinger, Trumeric Seeds	Nagira	0.36	10ac	3.60	131	131/B F		PBDA/ Horticult	Horticulture
127	2019-20			Supply of Potato, Vegetable, Onion Fertilizers	Sibida	0.32	12ac	3.84	86	86/BF		PBDA/ Horticult	Horticulture
128	2019-20			Banana	Sibida	0.40	10ac	4.00	10	10/BF		PBDA/ Horticult	Horticulture
129	2019-20			Cashew nut plantation	Sibida	0.15	4ac	0.60	20	20/BF		PBDA/ Horticult	Horticulture
130	2019-20			Mango & Orange	Sibida	0.34	5ac	1.70	20	20/BF		PBDA/ Horticult	Horticulture
131	2019-20			Zinger, Trumeric Seeds	Sibida	0.30	8ac	2.40	86	86/BF		PBDA/ Horticult	Horticulture
132	2019-20			Supply of Potato, Vegetable, Onion Fertilizers	Kadambini pur	0.32	4ac	1.28	39	39/BF		PBDA/ Horticult	Horticulture

Sl.No	Year	Sectors	Sub-sectors	Annual Works Proposed (along with rates)	Name of Village / Hamlet where the proposed works is to be undertaken	Unit Cost. In Lakh	Quantity (Where applicable eg. Housing roads etc.) In Numbers, In Ac, In Mtrs	Financial Target (Rs. In lakhs)	No. of PTG Beneficiaies (Male & Female Separately where feasible)			Implementing Agency (State Govt./ UT Admb./ NGO)	Funding Source
									Total	Male	Female		
I	II	III	IV	V	VI	VII	VIII	IX	X	XI	XII	XIII	XIV
133	2019-20			Banana	Kadambini pur	0.40	5ac	2.00	5	5/BF		PBDA/ Horticult	Horticulture
134	2019-20			Cashew nut plantation	Kadambini pur	0.15	2ac	0.30	5	5/BF		PBDA/ Horticult	Horticulture
135	2019-20			Mango & Orange	Kadambini pur	0.37	2ac	0.74	5	5/BF		PBDA/ Horticult	Horticulture
136	2019-20			Zinger, Trumeric Seeds	Kadambini pur	0.36	2ac	0.72	39	39/BF		PBDA/ Horticult	Horticulture
137	2019-20			Supply of Potato, Vegetable. Onion Fertilizers	Jamudiha	0.32	4ac	1.28	32	32/BF		PBDA/ Horticult	Horticulture
138	2019-20			Cashew nut plantation	Jamudiha	0.15	2ac	0.30	5	5/BF		PBDA/ Horticult	Horticulture
139	2019-20			Zinger, Trumeric Seeds	Jamudiha	0.36	2ac	0.72	32	32/BF		PBDA/ Horticult	Horticulture
140	2019-20			Supply of Potato, Vegetable. Onion Fertilizers	Balibahal	0.32	5ac	1.60	47	47/BF		PBDA/ Horticult	Horticulture
142	2019-20			Cashew nut plantation	Balibahal	0.15	2ac	0.30	5	5/BF		PBDA/ Horticult	Horticulture
143	2019-20			Zinger, Trumeric Seeds	Balibahal	0.36	3ac	1.08	47	47/BF		PBDA/ Horticult	Horticulture
144	2019-20			Supply of Potato, Vegetable. Onion Fertilizers	Rugudihi	0.32	4ac	1.28	40	40/BF		PBDA/ Horticult	Horticulture
145	2019-20			Cashew nut plantation	Rugudihi	0.15	2ac	0.30	5	5/BF		PBDA/ Horticult	Horticulture
146	2019-20			Zinger, Trumeric Seeds	Rugudihi	0.36	2ac	0.72	40	40/BF		PBDA/ Horticult	Horticulture
147	2019-20			Supply of Potato, Vegetable. Onion Fertilizers	Salei	0.32	12ac	3.84	81	81/BF		PBDA/ Horticult	Horticulture
148	2019-20			Cashew nut plantation	Salei	0.15	3ac	0.45	20	20/BF		PBDA/ Horticult	Horticulture
149	2019-20			Zinger, Trumeric Seeds	Salei	0.36	10ac	3.60	81	81/BF		PBDA/ Horticult	Horticulture
150	2019-20			Supply of Potato, Vegetable. Onion Fertilizers	Sandhar	0.32	5ac	1.60	63	63/BF		PBDA/ Horticult	Horticulture
151	2019-20			Cashew nut plantation	Sandhar	0.15	2ac	0.30	5	5/BF		PBDA/ Horticult	Horticulture

Sl.No	Year	Sectors	Sub-sectors	Annual Works Proposed (along with rates)	Name of Village / Hamlet where the proposed works is to be undertaken	Unit Cost. In Lakh	Quantity (Where applicable eg. Housing roads etc.) In Numbers, In Ac, In Mtrs	Financial Target (Rs. In lakhs)	No. of PTG Beneficiaies (Male & Female Separately where feasible)			Implementing Agency (State Govt./ UT Admb./ NGO)	Funding Source
									Total	Male	Female		
I	II	III	IV	V	VI	VII	VIII	IX	X	XI	XII	XIII	XIV
152	2019-20			Zinger, Trumeric Seeds	Sandhar	0.36	3ac	1.08	63	63/BF		PBDA/ Horticult	Horticulture
153	2019-20			Supply of Potato, Vegetable, Onion Fertilizers	Jallha	0.32	2ac	0.64	14	14/BF		PBDA/ Horticult	Horticulture
154	2019-20			Cashew nut plantation	Jallha	0.15	2ac	0.30	5	5/BF		PBDA/ Horticult	Horticulture
155	2019-20			Zinger, Trumeric Seeds	Jallha	0.36	2ac	0.72	14	14/BF		PBDA/ Horticult	Horticulture
156	2019-20			Supply of Potato, Vegetable, Onion Fertilizers	Kaira	0.32	3ac	0.96	32	31/BF		PBDA/ Horticult	Horticulture
157	2019-20			Cashew nut plantation	Kaira	0.15	2ac	0.30	5	5/BF		PBDA/ Horticult	Horticulture
158	2019-20			Zinger, Trumeric Seeds	Kaira	0.36	2ac	0.72	32	31/BF		PBDA/ Horticult	Horticulture
159	2019-20			Supply of Potato, Vegetable, Onion Fertilizers & Pesticide etc.	Baradihi	0.32	5ac	1.60	52	52/BF		PBDA/ Horticult ure	Horticulture
160	2019-20			Cashew nut plantation	Baradihi	0.15	2ac	0.30	5	5/BF		PBDA/ Horticult	Horticulture
162	2019-20			Zinger, Trumeric Seeds	Baradihi	0.36	2ac	0.72	52	52/BF		PBDA/ Horticult	Horticulture
163	2019-20			Supply of Potato, Vegetable, Onion Fertilizers & Pesticide etc.	Barunadihi	0.32	4ac	1.28	32	31/BF		PBDA/ Horticult	Horticulture
164	2019-20			Cashew nut plantation	Barunadihi	0.15	2ac	0.30	5	5/BF		PBDA/ Horticult	Horticulture
165	2019-20			Zinger, Trumeric Seeds	Barunadihi	0.36	2ac	0.72	32	31/BF		PBDA/ Horticult	Horticulture
166	2019-20			Supply of Potato, Vegetable, Onion Fertilizers & Pesticide etc.	Rada	0.32	5ac	1.60	63	63/BF		PBDA/ Horticult	Horticulture
167	2019-20			Cashew nut plantation	Rada	0.15	2ac	0.30	5	5/BF		PBDA/ Horticult	Horticulture
168	2019-20			Zinger, Trumeric Seeds	Rada	0.36	2ac	0.72	63	63/BF		PBDA/ Horticult	Horticulture

Sl.No	Year	Sectors	Sub-sectors	Annual Works Proposed (along with rates)	Name of Village / Hamlet where the proposed works is to be undertaken	Unit Cost. In Lakh	Quantity (Where applicable eg. Housing roads etc.) In Numbers, In Ac, In Mtrs	Financial Target (Rs. In lakhs)	No. of PTG Beneficiaies (Male & Female Separately where feasible)			Implementing Agency (State Govt./ UT Admb./ NGO)	Funding Source
									Total	Male	Female		
I	II	III	IV	V	VI	VII	VIII	IX	X	XI	XII	XIII	XIV
169	2019-20			Supply of Potato, Vegetable, Onion Fertilizers & Pesticide etc.	Tanugula	0.32	10ac	3.20	92	92/BF		PBDA/ Horticult	Horticulture
170	2019-20			Cashew nut plantation	Tanugula	0.15	3ac	0.45	20	20/BF		PBDA/ Horticult	Horticulture
171	2019-20			Zinger, Trumeric Seeds	Tanugula	0.36	6ac	2.16	92	92/BF		PBDA/ Horticult	Horticulture
172	2019-20			Supply of Potato, Vegetable, Onion Fertilizers & Pesticide etc.	Bhimkand	0.32	5ac	1.60	62	62/BF		PBDA/ Horticult	Horticulture
173	2019-20			Cashew nut plantation	Bhimkand	0.15	2ac	0.30	5	5/BF		PBDA/ Horticult	Horticulture
174	2019-20			Zinger, Trumeric Seeds	Bhimkand	0.36	3ac	1.08	62	62/BF		PBDA/ Horticult	Horticulture
175	2019-20			Supply of Potato, Vegetable, Onion Fertilizers & Pesticide etc.	Bandhabh in	0.32	5ac	1.60	51	51/BF		PBDA/ Horticult	Horticulture
176	2019-20			Cashew nut plantation	Bandhabh in	0.15	2ac	0.30	5	5/BF		PBDA/ Horticult	Horticulture
177	2019-20			Zinger, Trumeric Seeds	Bandhabh in	0.36	3ac	1.08	51	51/BF		PBDA/ Horticult	Horticulture
178	2019-20			Supply of Potato, Vegetable, Onion Fertilizers & Pesticide etc.	Ganeswar ur	0.32	2ac	0.64	9	9/BF		PBDA/ Horticult	Horticulture
179	2019-20			Cashew nut plantation	Ganeswar ur	0.15	1ac	0.15	5	5/BF		PBDA/ Horticult	Horticulture
180	2019-20			Zinger, Trumeric Seeds	Ganeswar ur	0.36	2ac	0.72	9	9/BF		PBDA/ Horticult	Horticulture
181	2019-20			Supply of Potato, Vegetable, Onion Fertilizers & Pesticide etc.	Pattamund	0.32	5ac	1.60	45	45/BF		PBDA/ Horticult ure	Horticulture
182	2019-20			Cashew nut plantation	Pattamund	0.15	2ac	0.30	5	5/BF		PBDA/ Horticult	Horticulture
183	2019-20			Zinger, Trumeric Seeds	Pattamund	0.36	3ac	1.08	45	45/BF		PBDA/ Horticult	Horticulture
184	2019-20			Supply of Potato, Vegetable, Onion Fertilizers & Pesticide etc.	Itee	0.32	5ac	1.60	41	41/BF		PBDA/ Horticult ure	Horticulture

Sl.No	Year	Sectors	Sub-sectors	Annual Works Proposed (along with rates)	Name of Village / Hamlet where the proposed works is to be undertaken	Unit Cost. In Lakh	Quantity (Where applicable eg. Housing roads etc.) In Numbers, In Ac, In Mtrs	Financial Target (Rs. In lakhs)	No. of PTG Beneficiaies (Male & Female Separately where feasible)			Implementing Agency (State Govt./ UT Admb./ NGO)	Funding Source
									Total	Male	Female		
I	II	III	IV	V	VI	VII	VIII	IX	X	XI	XII	XIII	XIV
185	2019-20			Cashew nut plantation	Itee	0.15	1ac	0.15	5	5/BF		PBDA/ Horticult	Horticulture
186	2019-20			Zinger, Trumeric Seeds	Itee	0.36	3ac	1.08	41	41/BF		PBDA/ Horticult	Horticulture
187	2019-20			Supply of Potato, Vegetable, Onion Fertilizers & Pesticide etc.	Siaria	0.32	5ac	1.60	37	37/BF		PBDA/ Horticult ure	Horticulture
189	2019-20			Cashew nut plantation	Siaria	0.15	2ac	0.30	5	5/BF		PBDA/ Horticult	Horticulture
190	2019-20			Zinger, Trumeric Seeds	Siaria	0.36	3ac	1.08	37	37/BF		PBDA/ Horticult	Horticulture
191	2019-20			Supply of Potato, Vegetable, Onion Fertilizers & Pesticide etc.	Kurtibasapur	0.32	2ac	0.64	9	9/BF		PBDA/ Horticult ure	Horticulture
192	2019-20			Cashew nut plantation	Kurtibasapur	0.15	1ac	0.15	5	5/BF		PBDA/ Horticult	Horticulture
193	2019-20			Zinger, Trumeric Seeds	Kurtibasapur	0.36	2ac	0.72	9	9/BF		PBDA/ Horticult	Horticulture
194	2019-20			Supply of Potato, Vegetable, Onion Fertilizers & Pesticide etc.	Khadaka	0.32	32ac	3.20	81	81/BF		PBDA/ Horticult ure	Horticulture
195	2019-20			Cashew nut plantation	Khadaka	0.15	3ac	0.45	20	20/BF		PBDA/ Horticult	Horticulture
196	2019-20			Zinger, Trumeric Seeds	Khadaka	0.36	10ac	3.60	81	81/BF		PBDA/ Horticult	Horticulture
197	2019-20			Const. of a One Poly House	Duipani	5.00	1 nos	5.00	200	200/B F		PBDA	SCA to TSP
198	2019-20			Sub-Total				170.27					
199	2019-20		Agriculture	Maze Cultivation	Jamardihi	0.05	5ac	0.25	144	144/B F		PBDA/ Agricultu	Agriculture
200	2019-20			Mustard Cultivation	Jamardihi	0.025	5ac	0.12	144	144/B F		PBDA/ Agricultu	Agriculture
201	2019-20			Maze Cultivation	Dudipani	0.05	10ac	0.50	118	118/B F		PBDA/ Agricultu	Agriculture

Sl.No	Year	Sectors	Sub-sectors	Annual Works Proposed (along with rates)	Name of Village / Hamlet where the proposed works is to be undertaken	Unit Cost. In Lakh	Quantity (Where applicable eg. Housing roads etc.) In Numbers, In Ac, In Mtrs	Financial Target (Rs. In lakhs)	No. of PTG Beneficiaies (Male & Female Separately where feasible)			Implementing Agency (State Govt./ UT Admb./ NGO)	Funding Source
									Total	Male	Female		
I	II	III	IV	V	VI	VII	VIII	IX	X	XI	XII	XIII	XIV
202	2019-20			Mustard Cultivation	Dudipani	0.025	10ac	0.25	118	118/B F		FSDA Agricultu	Agriculture
203	2019-20			Maze Cultivation	Timi	0.05	10ac	0.50	85	85/BF		FSDA Agricultu	Agriculture
204	2019-20			Mustard Cultivation	Timi	0.025	10ac	0.25	85	85/BF		FSDA Agricultu	Agriculture
205	2019-20			Paddy Cuitivation	Timi	0.02	10ac	0.20	85	85/BF		FSDA Agricultu	Agriculture
206	2019-20			Wheat Cultivation	Duipani	0.05	10ac	0.50	131	131/B F		FSDA Agricultu	Agriculture
207	2019-20			Maze Cultivation	Duipani	0.05	10ac	0.50	131	131/B F		FSDA Agricultu	Agriculture
208	2019-20			Mustard Cultivation	Duipani	0.025	5ac	0.12	131	131/B F		FSDA Agricultu	Agriculture
209	2019-20			Wheat Cultivation	Nagira	0.05	10ac	0.50	143	143/B F		FSDA Agricultu	Agriculture
210	2019-20			Maze Cultivation	Nagira	0.05	10ac	0.50	143	143/B F		FSDA Agricultu	Agriculture
211	2019-20			Paddy Cuitivation	Nagira	0.02	6ac	0.12	143	143/B F		FSDA Agricultu	Agriculture
212	2019-20			Mustard Cultivation	Nagira	0.025	5ac	0.12	143	143/B F		FSDA Agricultu	Agriculture
123	2019-20			Wheat Cultivation	Sibida	0.05	30ac	1.50	86	86/BF		FSDA Agricultu	Agriculture
214	2019-20			Maze Cultivation	Sibida	0.05	10ac	0.50	86	86/BF		FSDA Agricultu	Agriculture
215	2019-20			Mustard Cultivation	Sibida	0.025	5ac	0.12	86	86/BF		FSDA Agricultu	Agriculture
216	2019-20			Wheat Cultivation	Kadambini pur	0.05	5ac	0.25	39	39/BF		FSDA Agricultu	Agriculture

Sl.No	Year	Sectors	Sub-sectors	Annual Works Proposed (along with rates)	Name of Village / Hamlet where the proposed works is to be undertaken	Unit Cost. In Lakh	Quantity (Where applicable eg. Housing roads etc.) In Numbers, In Ac, In Mtrs	Financial Target (Rs. In lakhs)	No. of PTG Beneficiaies (Male & Female Separately where feasible)			Implementing Agency (State Govt./ UT Admb./ NGO)	Funding Source
									Total	Male	Female		
I	II	III	IV	V	VI	VII	VIII	IX	X	XI	XII	XIII	XIV
217	2019-20			Maze Cultivation	Kadambini pur	0.05	2.50ac	0.12	5	39/BF		FSDA Agriculture	Agriculture
218	2019-20			Mustard Cultivation	Kadambini pur	0.025	2ac	0.04	5	39/BF		FSDA Agriculture	Agriculture
219	2019-20			Wheat Cultivation	Jamudiha	0.05	5ac	0.25	39	31/BF		FSDA Agriculture	Agriculture
220	2019-20			Maze Cultivation	Jamudiha	0.05	2.50ac	0.12	5	31/BF		FSDA Agriculture	Agriculture
221	2019-20			Mustard Cultivation	Jamudiha	0.025	2ac	0.04	5	31/BF		FSDA Agriculture	Agriculture
222	2019-20			Maze Cultivation	Balibahal	0.05	7 ac	0.35	47	47/BF		FSDA Agriculture	Agriculture
223	2019-20			Paddy Cutivation	Balibahal	0.02	7 ac	0.14	47	47/BF		FSDA Agriculture	Agriculture
224	2019-20			Mustard Cultivation	Balibahal	0.025	7 ac	0.15	47	47/BF		FSDA Agriculture	Agriculture
225	2019-20			Maze Cultivation	Rugudihi	0.05	5ac	0.25	40	40/BF		FSDA Agriculture	Agriculture
226	2019-20			Mustard Cultivation	Rugudihi	0.025	5ac	0.12	40	40/BF		FSDA Agriculture	Agriculture
227	2019-20			Maze Cultivation	Salei	0.05	10ac	0.50	81	81/BF		FSDA Agriculture	Agriculture
228	2019-20			Mustard Cultivation	Salei	0.025	5ac	0.12	81	81/BF		FSDA Agriculture	Agriculture
229	2019-20			Maze Cultivation	Sandhar	0.05	7 ac	0.35	63	63/BF		FSDA Agriculture	Agriculture
230	2019-20			Paddy Cutivation	Sandhar	0.02	7 ac	0.14	63	63/BF		FSDA Agriculture	Agriculture
231	2019-20			Mustard Cultivation	Sandhar	0.025	7 ac	0.15	63	63/BF		FSDA Agriculture	Agriculture

Sl.No	Year	Sectors	Sub-sectors	Annual Works Proposed (along with rates)	Name of Village / Hamlet where the proposed works is to be undertaken	Unit Cost. In Lakh	Quantity (Where applicable eg. Housing roads etc.) In Numbers, In Ac, In Mtrs	Financial Target (Rs. In lakhs)	No. of PTG Beneficiaies (Male & Female Separately where feasible)			Implementing Agency (State Govt./ UT Admb./ NGO)	Funding Source
									Total	Male	Female		
I	II	III	IV	V	VI	VII	VIII	IX	X	XI	XII	XIII	XIV
232	2019-20			Maze Cultivation	Jallha	0.05	3 ac	0.15	14	14/BF		FSDA Agricultu	Agriculture
233	2019-20			Mustard Cultivation	Jallha	0.025	3 ac	0.07	14	14/BF		FSDA Agricultu	Agriculture
234	2019-20			Maze Cultivation	Kaira	0.05	5ac	0.25	32	31/BF		FSDA Agricultu	Agriculture
235	2019-20			Mustard Cultivation	Kaira	0.025	5ac	0.12	32	31/BF		FSDA Agricultu	Agriculture
236	2019-20			Maze Cultivation	Baradihi	0.05	7 ac	0.35	52	52/BF		FSDA Agricultu	Agriculture
237	2019-20			Paddy Cuitivation	Baradihi	0.02	7 ac	0.14	52	52/BF		FSDA Agricultu	Agriculture
238	2019-20			Mustard Cultivation	Baradihi	0.025	7 ac	0.15	52	52/BF		FSDA Agricultu	Agriculture
239	2019-20			Maze Cultivation	Barunadihi	0.05	5ac	0.25	32	31/BF		FSDA Agricultu	Agriculture
240	2019-20			Paddy Cuitivation	Barunadihi	0.02	5ac	0.10	32	31/BF		FSDA Agricultu	Agriculture
241	2019-20			Mustard Cultivation	Barunadihi	0.025	5ac	0.12	32	31/BF		FSDA Agricultu	Agriculture
242	2019-20			Maze Cultivation	Rada	0.05	7 ac	0.35	63	63/BF		FSDA Agricultu	Agriculture
243	2019-20			Paddy Cuitivation	Rada	0.02	3ac	0.06	63	63/BF		FSDA Agricultu	Agriculture
244	2019-20			Mustard Cultivation	Rada	0.025	7 ac	0.15	63	63/BF		FSDA Agricultu	Agriculture
245	2019-20			Maze Cultivation	Tanugula	0.05	5ac	0.25	92	92/BF		FSDA Agricultu	Agriculture
246	2019-20			Mustard Cultivation	Tanugula	0.025	5ac	0.12	92	92/BF		FSDA Agricultu	Agriculture

Sl.No	Year	Sectors	Sub-sectors	Annual Works Proposed (along with rates)	Name of Village / Hamlet where the proposed works is to be undertaken	Unit Cost. In Lakh	Quantity (Where applicable eg. Housing roads etc.) In Numbers, In Ac, In Mtrs	Financial Target (Rs. In lakhs)	No. of PTG Beneficiaies (Male & Female Separately where feasible)			Implementing Agency (State Govt./ UT Admb./ NGO)	Funding Source
									Total	Male	Female		
I	II	III	IV	V	VI	VII	VIII	IX	X	XI	XII	XIII	XIV
247	2019-20			Maze Cultivation	Bhimkand	0.05	7 ac	0.35	62	62/BF		PBDAR Agricultu	Agriculture
248	2019-20			Mustard Cultivation	Bhimkand	0.025	7 ac	0.15	62	62/BF		PBDAR Agricultu	Agriculture
249	2019-20			Maze Cultivation	Bandhabhu in	0.05	7 ac	0.35	51	51/BF		PBDAR Agricultu	Agriculture
250	2019-20			Mustard Cultivation	Bandhabhu in	0.025	7 ac	0.15	51	51/BF		PBDAR Agricultu	Agriculture
251	2019-20			Maze Cultivation	Ganeswar ur	0.05	7 ac	0.35	51	51/BF		PBDAR Agricultu	Agriculture
252	2019-20			Mustard Cultivation	Ganeswar ur	0.025	3 ac	0.07	9	9/BF		PBDAR Agricultu	Agriculture
253	2019-20			Maze Cultivation	Pattamund	0.05	10ac	0.50	45	45/BF		PBDAR Agricultu	Agriculture
254	2019-20			Mustard Cultivation	Pattamund	0.025	5ac	0.12	45	45/BF		PBDAR Agricultu	Agriculture
255	2019-20			Maze Cultivation	Itee	0.05	7 ac	0.35	41	41/BF		PBDAR Agricultu	Agriculture
256	2019-20			Mustard Cultivation	Itee	0.025	7 ac	0.15	41	41/BF		PBDAR Agricultu	Agriculture
257	2019-20			Maze Cultivation	Siaria	0.05	7 ac	0.35	37	37/BF		PBDAR Agricultu	Agriculture
258	2019-20			Mustard Cultivation	Siaria	0.025	7 ac	0.15	37	37/BF		PBDAR Agricultu	Agriculture
259	2019-20			Maze Cultivation	Kurtibaspu r	0.05	3 ac	0.15	9	9/BF		PBDAR Agricultu	Agriculture
260	2019-20			Mustard Cultivation	Kurtibaspu r	0.025	3ac	0.70	9	9/BF		PBDAR Agricultu	Agriculture
261	2019-20			Maze Cultivation	Khadaka	0.05	10ac	0.50	81	81/BF		PBDAR Agricultu	Agriculture

Sl.No	Year	Sectors	Sub-sectors	Annual Works Proposed (along with rates)	Name of Village / Hamlet where the proposed works is to be undertaken	Unit Cost. In Lakh	Quantity (Where applicable eg. Housing roads etc.) In Numbers, In Ac, In Mtrs	Financial Target (Rs. In lakhs)	No. of PTG Beneficiaies (Male & Female Separately where feasible)			Implementing Agency (State Govt./ UT Admb./ NGO)	Funding Source
									Total	Male	Female		
I	II	III	IV	V	VI	VII	VIII	IX	X	XI	XII	XIII	XIV
262	2019-20			Mustard Cultivation	Khadaka	0.025	5ac	0.12	81	81/BF		PBDA Agriculture	Agriculture
263	2019-20			Supply of 3.1HP Pump sets with delivery Pipe	6village	0.25	15	3.75	15	15/BF		Agriculture 50% Subsidar	SCA to TSP
264	2019-20			Supply of Spayer Machine	5 villages	0.02	30	0.60	30	30/BF		Agriculture 50% Subsidar	SCA to TSP
265	2019-20			Supply of Vegetable carats	5 villages	0.01	125	1.25	125	125/BF		PBDA	SCA to TSP
266	2019-20			Sub-total				22.38				PBDA	
267	2019-20		Animal Husbandry	29nos of Beneficiary require Plough Bullock at ltee	ltee	0.30	29	8.70	29	29/BF		PBDA	CCD
268	2019-20			41nos of Beneficiary require 5-Goat at ltee	ltee	0.25	41	20.50	41	41/BF		PBDA	CCD
269	2019-20			29nos of Beneficiary requirePlough Bullock at Sandhar	Sandhar	0.30	63	18.90	63	63/BF		PBDA	CCD
270	2019-20			41nos of Beneficiary require 5Goat at Sandhar	Sandhar	0.25	63	31.50	63	63/BF		PBDA	CCD
271	2019-20			47nos ofBeneficiary require Plough Bullock at Balibahal	Balibahal	0.30	47	23.50	47	47/BF		PBDA	CCD
272	2019-20			47nos of Beneficiary require 5-Goat at Balibahal	Balibahal	0.25	47	14.10	47	47/BF		PBDA	CCD
273	2019-20			28nos o f Beneficiary require Plough Bullock at Kadambinipur	Kadambini pur	0.3	28	8.40	28	28/BF		PBDA	SCA to TSP

Sl.No	Year	Sectors	Sub-sectors	Annual Works Proposed (along with rates)	Name of Village / Hamlet where the proposed works is to be undertaken	Unit Cost. In Lakh	Quantity (Where applicable eg. Housing roads etc.) In Numbers, In Ac, In Mtrs	Financial Target (Rs. In lakhs)	No. of PTG Beneficiaies (Male & Female Separately where feasible)			Implementing Agency (State Govt./ UT Admb./ NGO)	Funding Source
									Total	Male	Female		
I	II	III	IV	V	VI	VII	VIII	IX	X	XI	XII	XIII	XIV
274	2019-20			35nos of Beneficiary require 5 Goat at Kadambinipur	Kadambini pur	0.25	35	8.75	35	35/BF		PBDA	SCA to TSP
275	2019-20			1 nos of Beneficiary require 1 nos Cow at Kadambinipur	Kadambini pur	0.20	1	0.20	1	1/BF		PBDA	CCD
276	2019-20			5 nos of Beneficiary require 1 nos Cow at Itee	Itee	0.15	5	0.75	5	5/BF		PBDA	CCD
277	2019-20			92nos of Beneficiary require 5 Goat at Tanugula	Tanugula	0.25	92	23.00	92	92/BF		PBDA	CCD
278	2019-20			313 nos of Animal Shed	Balibahal, Sandhar, Kaira, Itee, Tanugula, Kadambini	0.40	313	125.20	313	313/BF		MGNREGA	PR Deptt.
279	2019-20			31nos of Beneficiary require 5 Goat at Kaira	Kaira	0.25	31	7.75	31	31/BF		PBDA	SCA to TSP
280	2019-20			Animal Health camps	26villages	0.2	1	0.20	1625	1625		VET.	A & H Deptt.
281	2019-20			Sub-total				291.45					
282	2019-20		Market Link	Const. of 20 nos Shop	Kadambini pur	0.5	20	10.00	20	20/BF		PBDA	CCD
283	2019-20			Tailor Mechine 2 nos	Balibahal	0.15	2	0.30	2	2/BF		PBDA	CCD
284	2019-20			Tailor Mechine 2 nos	Kaira	0.15	2	0.30	2	2/BF		PBDA	CCD
285	2019-20			Sub-total				10.60					

Sl.No	Year	Sectors	Sub-sectors	Annual Works Proposed (along with rates)	Name of Village / Hamlet where the proposed works is to be undertaken	Unit Cost. In Lakh	Quantity (Where applicable eg. Housing roads etc.) In Numbers, In Ac, In Mtrs	Financial Target (Rs. In lakhs)	No. of PTG Beneficiaies (Male & Female Separately where feasible)			Implementing Agency (State Govt./ UT Admb./ NGO)	Funding Source
									Total	Male	Female		
I	II	III	IV	V	VI	VII	VIII	IX	X	XI	XII	XIII	XIV
286	2019-20		Social Security	Renewal of AABY	25 villages	0.00100	1	1.63	1625	1625/BF		PBDA	CCD
287	2019-20			Sub-total				1.63					
288	2019-20		Promotion of SHG	Processing Unit for Horticulture Product/ NTEP	400 nos	0.25	40	10.00	400	400/BF		PBDA	CCD
289	2019-20			Const. of 2 nos MCU	5 villages	3.5	1	3.50	325	325/BF		PBDA	CCD
290	2019-20			Sub-total				13.50					
291	2019-20		Total					690.83					
292	2019-20		Conservation of Culture	Construction of Bisirikothi Pindi-cum-Knowledge Centre	Itee	2	1	2.00	41	41/BF		PBDA	CCD
293	2019-20			Sponsoring of cultural troupes for participation at District/State/National		10.00	1	10.00				PBDA	CCD
294	2019-20			Annual Tribal sports at Micoproject level to identify the sports talent		2.00	1	2.00				PBDA	Sports&youth services
295	2019-20			Exposure visit to other Micro project area		2.00	1	2.00				PBDA	CCD
296	2019-20			Construction of Bisirikothi-cum-Knowledge Centre	Sandhar & Kuldihi	7.5	2	15.00	63	63/BF		PBDA	CCD
297	2019-20			Construction of Bisirikothi-cum-Knowledge Centre	Kaira	7.50	1	7.50	31	31/BF		PBDA	CCD
298	2019-20			Construction of Bisirikothi-cum-Knowledge Centre	Balibahal	7.50	1	7.50	47	47/BF		PBDA	CCD
298	2019-20			Const. of Bisirikothi -cum-Knowledge Centre	Tanugula	7.50	1	7.50	92	92/BF		PBDA	CCD
299	2019-20		Total					53.50					

Sl.No	Year	Sectors	Sub-sectors	Annual Works Proposed (along with rates)	Name of Village / Hamlet where the proposed works is to be undertaken	Unit Cost. In Lakh	Quantity (Where applicable eg. Housing roads etc.) In Numbers, In Ac, In Mtrs	Financial Target (Rs. In lakhs)	No. of PTG Beneficiaies (Male & Female Separately where feasible)			Implementing Agency (State Govt./ UT Admb./ NGO)	Funding Source
									Total	Male	Female		
I	II	III	IV	V	VI	VII	VIII	IX	X	XI	XII	XIII	XIV
300	2019-20	Capacity Building		Agriculture and Horticulture training programme	5 villages	0.50	5	2.50	336	336/B F		PBDA	CCD
301	2019-20		Horticulture	Training of Masroon Cultivation Programme	10 villages	0.01	250	2.50	250	250/B F		PBDA	CCD
302	2019-20			Training of Horticulture crops cultivation Banana, Cashew nut, Mango	10 villages	0.20	10	2.00	250	250/B F		PBDA	CCD
303	2019-20		Agriculture	Exposer visit of progresisve farmer withen state		0.10	5	1.50	300	300/B F		PBDA	CCD
304	2019-20			Training of Progressive farmer on intensive agriculture practices		0.15	10	1.50	300	300/B F		PBDA	CCD
305	2019-20			Training of Organic cultivation		0.15	10	1.50	300	300/B F		PBDA	CCD
306	2019-20			Taking of farmer field school		0.20	4	0.80	80	80/BF		PBDA	CCD
307	2019-20		Animal Husbandry	Training on Disease treatement of Bullock	10 villages	0.60	4	2.40	610	610/B F		PBDA	CCD
308	2019-20			Training on Disease treatement of Goat	10 villages	0.60	4	2.40	610	610/B F		PBDA	CCD
309	2019-20			Exposer visit of Chipilima		1.00	10	10.00	300	300/B F		PBDA	CCD
310	2019-20			Training on Psiculture		0.10	3	0.30	30	30/BF		PBDA	CCD
311	2019-20		Health & Nutrition	Training on Maleria Privension	26 Villages	0.26	10 nos	2.60	1625	1625/ BF		PBDA	CCD
312	2019-20			Training on important of Toilet const. and use	26 Villages	0.44	10 nos	4.40	1625	1625/ BF		PBDA	CCD

Sl.No	Year	Sectors	Sub-sectors	Annual Works Proposed (along with rates)	Name of Village / Hamlet where the proposed works is to be undertaken	Unit Cost. In Lakh	Quantity (Where applicable eg. Housing roads etc.) In Numbers, In Ac, In Mtrs	Financial Target (Rs. In lakhs)	No. of PTG Beneficiaies (Male & Female Separately where feasible)			Implementing Agency (State Govt./ UT Admb./ NGO)	Funding Source	
									Total	Male	Female			
I	II	III	IV	V	VI	VII	VIII	IX	X	XI	XII	XIII	XIV	
292	2019-20		Conservation of Culture	Training on wooden Handicraft	5 GP	0.35	6 nos	2.10	100	250/B F		PBDA	CCD	
293	2019-20			Training to tribal artisan on porttery	5 GP	0.35	3nos	1.05	100	100/B F		PBDA	CCD	
294	2019-20	Total						37.55						
	2019-20							1.08					CCD	
295	2019-20	Project Management / NGO/ Institutional Mechanism & Monitoring / IEC / Publication		Remuneration of MPW @ 6000/- per month x 12 x 9 [In Nos]	26 Villages	0.72	9	5.40	1625	1625/ BF		PBDA	OPELIP	
301	2019-20			Hiring charges for field visit	25 Villages	2.00	25 Villages	2.00	1625	1625/ BF		PBDA	CCD	
302	2019-20			Computerized work and Photography of developmental work	25 villages	0.01	50	0.50				PBDA	CCD	
303	2019-20			Misc Contingency, PBDA Office, Jamaradhi		2.00	1	2.00				PBDA	CCD	
304	2019-20			Project management/Monitoring Evaluation & Adminstrative charges	PBDA, Jamardihi			19.76				PBDA	CCD	
305	2019-20	Total						30.74						
306	2019-20	TOTAL (2019-2020)							1748.33					
Grand Total								8061.2						

75.09 CCD

#REF!

1.625

#REF!

17.09 341.76

105.00

#REF!

8.27400

315.12

14.00

15.75

21.38

32.50



0

45.00


46.94

6.26400

#REF!

11.05

0.5





217.00

19.00

26.05

41.55

169.77

16.76

156.40

320.60
130.00

6.500


10.00

						17.00
--	--	--	--	--	--	-------

30.00

39.35

854.86 42.743



#REF!

3.6

0.42

0.9

7.39030

0.312



228.16

7.5

19.00

#REF!

6.3

112.00

42.30

16.74

16.74



95.45

25.45

252.70

11.00

10.00

13.5

42.00

37.55

#REF!




56.50

0.312

12.70

0.71





10.62

151.00

43.00

157.77

16.78

141.15

10.6

10.00

13.50

51.50

37.55







PART - VI

CCD Plan for Paudi Bhuyan, Jamardihi for the XII th Five Year Plan

Based on Priorities indicated in Part-V)

Sl.No	Year	Sectors	Sub-sectors	Annual Works Proposed (along with rates)	Name of Village / Hamlet where the proposed works is to be undertaken	Unit Cost. In Lakh	Quantity (Where applicable eg. Housing roads etc.) In Numbers, In Ac, In Mtrs	Financial Target (Rs. In lakhs)	No. of PTG Beneficiaies (Male & Female Separately where feasible)			Implementing Agency (State Govt./ UT Admb./ NGO)	Funding Source
									Total	Male	Female		
I	II	III	IV	V	VI	VII	VIII	IX	X	XI	XII	X	XI
1	2016-17	Social Sector	Education	Const. of Comound Wall at Boys Education Complex, Sibida	Sibida	5.00	400mtrs	20.00	250	250	-	PBDA	CCD
2	2016-17			Const. of Staff Quarter at Education Complex, Sibida	Sibida	10.00	2	20.00	250	250	-	PBDA	CCD
3	2016-17			Const. of Kitchen with Dining Hall at Education Complex, Sibida	Sibida	16.59	1	16.59	250	250	-	PBDA	CCD
4	2016-17			Const. of Boundary wall at New Girls Hostel, Edu. Complex	Sibida	3.00	50mtrs	3.00	250	-	250	PBDA	MoTA
5	2016-17			Const. of Boundary for Electric Sub-Station at New Girls Hostel Building, Edu. Complex	Sibida	0.50	1	0.50	250	-	250	PBDA	MoTA
6	2016-17			Const. of Garden Tile in Sibida Girls Hostel	Sibida	3.50	1	3.50	250	-	250	PBDA	MoTA
7	2016-17			Boundary for Staff Quarter at Education, Complex, Sibida	Sibida	1.50	1	1.50	250	-	250	PBDA	MoTA
8	2016-17			Repair of Girls Edu. Complex, Sibida Hostel Building	Sibida	1.00	1	1.00	250	-	250	PBDA	MoTA
9	2016-17			Const. of Hostel Building in Old PSHs Bandhabhuin Kanyashram	Bandhabhuin	4.00	1	4.00	650	-	650	PBDA	CCD
10	2016-17			Repair of Class room at Baradihi Primary School	Baradihi	2.00	1	2.00	51	30	21	PBDA	CCD
11	2016-17			Sanitation Facility & Incinerators at Girls Education Complex	Sibida	3.00	1	3.00	250	-	250	PBDA	MoTA
12	2016-17			Supply of Single bed cot/Dining Chair and other Amenities at Girls Education Complex	Sibida	1.00	1	1.00	50	-	50	PBDA	MoTA

Sl.No	Year	Sectors	Sub-sectors	Annual Works Proposed (along with rates)	Name of Village / Hamlet where the proposed works is to be undertaken	Unit Cost. In Lakh	Quantity (Where applicable eg. Housing roads etc.) In Numbers, In Ac, In Mtrs	Financial Target (Rs. In lakhs)	No. of PTG Beneficiaries (Male & Female Separately where feasible)			Implementing Agency (State Govt./ UT Admb./ NGO)	Funding Source
									Total	Male	Female		
I	II	III	IV	V	VI	VII	VIII	IX	X	XI	XII	X	XI
13	2016-17			Repair and Maintenance of School and Hostel Building at Sibida Girls Education Complex	Sibida	3.00	1	3.00	250	-	250	PBDA	MoTA
14	2016-17			Repair & Maintenance of toilets at Sibida Girls Education Complex	Sibida	1.00	1	1.00	250	-	250	PBDA	MoTA
15	2016-17			Construction of Gyanamandir -cum-Knowledge Centre	Jamardihi	7.50	1	7.50	144	144/BF		PBDA	CCD
16	2016-17			Const. of School Boundary Wall at Nagira	Nagira	5.00	100mtrs	5.00	143	143/BF		PBDA	CCD
17	2016-17			Supply of Sports Material at Girls Education Complex, Sibida[In Nos]	Sibida	0.11	1	0.11	250	-	250	PBDA	MoTA
18	2016-17			Girls Education complex,Sibida Expenditure Teacher Salary(7600/-x12x5)		0.076	5	0.96	5	3	2	PBDA	CCD
19	2016-17							3.60					MoTA
20	2016-17			Education complex,Sibida	Sibida	0.07	1	0.42					CCD
21	2016-17			Expenditure Accountant-1(7000/-				0.42	1	1		PBDA	MoTA
22	2016-17			CCA(5780/-x12x5)	Sibida	0.0578	5	2.57	5	3	2	PBDA	CCD
23	2016-17							0.900					MoTA
24	2016-17			Peon(5780/-x12x2)	Sibida	0.0578	2	1.027	2	1	1	PBDA	CCD
25	2016-17							0.3600					MoTA
26	2016-17			Watchman(5780/-x12x2)	Sibida	0.0578	2	1.027	1	1		PBDA	CCD
27	2016-17							0.3600					MoTA
28	2016-17			Helper(5000/-x12x2)	Sibida	0.05	2	0.8880	2	-	2	PBDA	CCD
29	2016-17							0.312					MoTA
30	2016-17			Sweeper(5000/-x12x2)	Sibida	0.05	1	0.8880	1	-	1	PBDA	CCD
31	2016-17							0.312					MoTA
32	2016-17			Renumeration for Computer Teacher Education Complex, Sibida	Sibida	0.06	1	0.72	1	-		PBDA	CCD
33	2016-17			Sub-total				107.46					
34	2016-17		Health & Nutrition	Rebrusements of medical bills of PTGs[In Nos]	26 Villages	0.25	26	6.50	6506	3274	3232	PBDA	CCD
35	2016-17			Health Camps[In Nos]	26 Villages	0.2	26	5.20	6506	3274	3232	H&FW	CCD

Sl.No	Year	Sectors	Sub-sectors	Annual Works Proposed (along with rates)	Name of Village / Hamlet where the proposed works is to be undertaken	Unit Cost. In Lakh	Quantity (Where applicable eg. Housing roads etc.) In Numbers, In Ac, In Mtrs	Financial Target (Rs. In lakhs)	No. of PTG Beneficiaies (Male & Female Separately where feasible)			Implementing Agency (State Govt./ UT Admb./ NGO)	Funding Source
									Total	Male	Female		
I	II	III	IV	V	VI	VII	VIII	IX	X	XI	XII	X	XI
36	2016-17			Development of Compendium on existing Health & Nutrition Programme[In Nos]	26 Villages	0.001	60	0.06	60	30	30	SCSTRTI (UNICEF Supported)	(H& FW)UNICEF
37	2016-17			State Level Sensitisation of Key Officials of Micro Project on General Health & Nutrition Programmes (2 days)[In Nos]	26 Villages	0.03	6	0.18	6	3	3	SCSTRTI (UNICEF Supported)	(H& FW)UNICEF
38	2016-17			Project Level Sensitisation of officials & other Functionaries of Micro Project on General Health & Nutrition Programmes (2 days)[In Nos]	26 Villages	0.007	20	0.14	20	10	10	Micro Project (UNICEF Supported)	(H& FW)UNICEF
39	2016-17			State Level Orientation of Key Micro Project Officials on community mobilization and immunization (3 days)	26 Villages	0.045	6	0.27				SCSTRTI (UNICEF Supported)	(H& FW)UNICEF
40	2016-17			Project Level Orientation of Key Micro Project Officials oncommunity mobilization and immunization (3 days)	26 Villages	0.0105	20	0.21				Micro Project (UNICEF Supported)	(H& FW)UNICEF
41	2016-17			State Level Orientation of Key Micro Project Officials on Anemia & Sickle Cell Anemia(2 days)	26 Villages	0.03	10	0.30				SCSTRTI (UNICEF Supported)	(H& FW)UNICEF
42	2016-17			Project Level Orientation of Key Micro Project Officials on Anemia & Sickle Cell Anemia(2days)	26 Villages	0.007	25	0.175				Micro Project (UNICEF Supported)	(H& FW)UNICEF

Sl.No	Year	Sectors	Sub-sectors	Annual Works Proposed (along with rates)	Name of Village / Hamlet where the proposed works is to be undertaken	Unit Cost. In Lakh	Quantity (Where applicable eg. Housing roads etc.) In Numbers, In Ac, In Mtrs	Financial Target (Rs. In lakhs)	No. of PTG Beneficiaies (Male & Female Separately where feasible)			Implementing Agency (State Govt./ UT Admb./ NGO)	Funding Source
									Total	Male	Female		
I	II	III	IV	V	VI	VII	VIII	IX	X	XI	XII	X	XI
43	2016-17			Development and Printing of Sickle Cell School Health Card	26 Villages	0.0005	2000	1.00				Micro Project (UNICEF Supported)	(H& FW)UNICEF
44	2016-17			Yearly Sickle Cell Screening of all children (0-14Years)	26 Villages	0.001	300	0.30				Micro Project	CCD
45	2016-17			Supply of Musquito nets in Sibida EC, Sibida	1 School	0.00150	250	0.375	250	-	250	Micro Project	CCD
46	2016-17			Health Camps at EC, Sibida	10nos	0.10	250	1.00	250			Micro Project	CCD
47	2016-17			Purchase of RO, water filter for EC, Sibida	3nos	0.20	250	0.6	250			Micro Project	CCD
48	2016-17			Health related Workshop	8nos	0.01	158	1.585	118			Micro Project	CCD
49	2016-17			Monthly Review of MP by collector	12	0.005	12	0.06				Micro Project(UNICEF supported)	(H& FW)UNICEF
50	2016-17			Sub-total				17.96					
51	2016-17		Drinking Water & Sanitation	Supply of Drinking water through Solar Water Pump	4nos	7.00	4	28.00	1100	-	-	(RD)RWSS	RD
52	2016-17			Sub-total				28.00					
53	2016-17	Total						153.42					

Sl.No	Year	Sectors	Sub-sectors	Annual Works Proposed (along with rates)	Name of Village / Hamlet where the proposed works is to be undertaken	Unit Cost. In Lakh	Quantity (Where applicable eg. Housing roads etc.) In Numbers, In Ac, In Mtrs	Financial Target (Rs. In lakhs)	No. of PTG Beneficiaies (Male & Female Separately where feasible)			Implementing Agency (State Govt./ UT Admb./ NGO)	Funding Source
									Total	Male	Female		
I	II	III	IV	V	VI	VII	VIII	IX	X	XI	XII	X	XI
54	2016-17	Infrastructure	Housing	Repair of School roof at Salei, Baradihi AWC, Baradihi Community Centre, Khadaka AWC, Sandahar AWC, Rada Community Centre, Tanugula School, Kadamdihi Community Centre.[In Nos]	Repair of School roof at Salei, Baradihi AWC, Baradihi Community Centre, Khadaka AWC, Sandahar AWC, Rada Community Centre, Tanugula School, Kadamdihi Community Centre.	1.7	8	13.44	450	450/BF		PBDA	CCD
55	2016-17			Const. of Market Pindi tiled roof at Baradihi	Baradihi	0.90	1	0.90	500	500		PBDA	Art 275(1)
56	2016-17			Sub-total				14.34					
57	2016-17		Connectivity	Const. of CC road from Main road to Giri Sahi road Reach-I	Nagira	5.00	100mtrs	5.00	43	43/BF		PBDA	CCD
58	2016-17			Const. of CC road from Main road to Giri Sahi road Reach-II	Nagira	5.00	100mtrs	5.00	43	43/BF		PBDA	CCD
59	2016-17			Const. of CC road from Satya Julundi Home to Samal Behera HomeReach-I	Jamardihi	5.00	100Mtrs	5.00	144	144/BF		PBDA	CCD
60	2016-17			Const. of CC road from Satya Julundi Home to Samal Behera HomeReach-II	Jamardihi	5.00	100Mtrs	5.00	144	144/BF		PBDA	CCD
61	2016-17			Const. of CC road from Kadamdiha to Kadadiha	Jamudiha	5.00	200Mtrs	9.73	32	32/BF		PBDA	CCD

Sl.No	Year	Sectors	Sub-sectors	Annual Works Proposed (along with rates)	Name of Village / Hamlet where the proposed works is to be undertaken	Unit Cost. In Lakh	Quantity (Where applicable eg. Housing roads etc.) In Numbers, In Ac, In Mtrs	Financial Target (Rs. In lakhs)	No. of PTG Beneficiaies (Male & Female Separately where feasible)			Implementing Agency (State Govt./ UT Admb./ NGO)	Funding Source
									Total	Male	Female		
I	II	III	IV	V	VI	VII	VIII	IX	X	XI	XII	X	XI
62	2016-17			Const. of Culvert at Kumbharamatia	Kumbharamatia	5.00	1	5.00	33	33/BF		PBDA	Art 275(1)
63	2016-17			Const. of Guard Wall near Kumbharamatia Munda Dehury Paddy Field	Kumbharamatia	0.46	1	0.46	33	33/BF		PBDA	Art 275(1)
64	2016-17			Rugudihi Chhak to Rugudihi road	Rugudihi	30.00	1.500km	45.00	187	187		RD	RD
65	2016-17			Sandhar to Kaira road	Kaira	30.00	3km	90.00	154	154		RD	RD
66	2016-17			Sibida to Kadambinipur road	Kadambinipur	30.00	3.500km	105.00	150	150		RD	RD
67	2016-17			Sandhar to Baradihi road	Baradihi	30.00	4km	120.00	262	262		RD	RD
68	2016-17			Baradihi to Salei road	Salei	30.00	5km	150.00	405	405		RD	RD
69	2016-17			Nagira to Sandhar road	Sandhar	30.00	11km	330.00	336	336		RD	RD
70	2016-17			Baradihi to Tanugula road	Tanugula	30.00	5km	150.00	306	306		RD	RD
71	2016-17			Tanugula to Khadaka road	Khadaka	30.00	3.500km	105.00	282	282		RD	RD
72	2016-17			Sub-total				1130.19					
73	2016-17		Electrification	Supply of Solar electric lamp to individual BPL house hold of 4 GP of Micro Project, Jamardihi[In 200Nos]	Bandhabhain GP, Seegarh, Pechamundi, Saida GP	0.05	200	10.00	200	200/BF		OREDA/PBDA	CCD
74	2016-17			Repair of Solar electrification at Sibida[In 140Nos]	Sibida	0.005	140	0.68	144	144/BF		OREDA/PBDA	CCD
75	2016-17			Sub-total				10.68					
76	2016-17	Total						1155.21					
77	2016-17	Sustainable Livelihood Project	Irrigation	Renovation of Kurtibasapur Pond at Kurtibasapur [In 1Nos]	Kurtipasapur	2.00	1	2.00	6	6/BF		PBDA	CCD
78	2016-17			Const. of Jantagoda Dam Project	Nagira	20.00	1	20.00	143	143/BF		PBDA	CCD
79	2016-17			Const. of CC Canal of Balipani Nala Canal at Namgaon[In 200Mtrs]	Nagira	5.00	200Mtrs	8.21	37	37/BF		PBDA	CCD

Sl.No	Year	Sectors	Sub-sectors	Annual Works Proposed (along with rates)	Name of Village / Hamlet where the proposed works is to be undertaken	Unit Cost. In Lakh	Quantity (Where applicable eg. Housing roads etc.) In Numbers, In Ac, In Mtrs	Financial Target (Rs. In lakhs)	No. of PTG Beneficiaies (Male & Female Separately where feasible)			Implementing Agency (State Govt./ UT Admb./ NGO)	Funding Source
									Total	Male	Female		
I	II	III	IV	V	VI	VII	VIII	IX	X	XI	XII	X	XI
80	2016-17			Const. of CC canal at Sibida to Education Complex Reach-I	Sibida	5.00	80Mtrs	4.00	144	144/BF		PBDA	CCD
81	2016-17			Const. of CC canal at Sibida to Education Complex Reach-II	Sibida	5.00	80Mtrs	4.00	144	144/BF		PBDA	CCD
82	2016-17			Renovation of Purnapani Pond at Jamardihi	Jamardihi	2.00	1	2.00	144	144/BF		PBDA	CCD
83	2016-17			Const. of CC Canal at Kathakadali Nala In 100mtr	Jamudiha	5.00	100Mtrs	5.00	32	32/BF		PBDA	CCD
84	2016-17			Completion of incomplete work at Baradihi Silakala Culverts	Baradihi	5.00	1	5.00	54	54/BF		PBDA	Art 275(1)
85	2016-17			Sub-total				50.21					
86	2016-17		Land Development	Land Development [In ac]	Jamardihi	0.20	60ac	12.00	133	133/BF		MGNREG A	PR Deptt.
87	2016-17			Land Development [In Ac]	Nagira	0.20	68ac	12.00	143	143/BF		MGNREG A	PR Deptt.
88	2016-17			Sub-total				24.00					
89	2016-17		Agriculture	Mustard Cultivation [In Ac]	26villages	0.025	100ac	2.50	1000	100/BF		Agriculture/PBDA	Agriculture
90	2016-17			Maize Cultivation [In Ac]	26villages	0.05	50ac	2.50	1000	100/BF		Agriculture/PBDA	Agriculture
91	2016-17			Ground nut Cultivation [In Ac]	26villages	0.10	38ac	3.80	800	800/BF		Agriculture/PBDA	Agriculture
92	2016-17			Agriculture training and Exposure visit	26 Villages	0.35	10nos	3.50	1625	1625		PBDA	SCA to TSP
93	2016-17			Training on Organic Farming	26villages	0.1025	10	1.04	1625	1625		PBDA	SCA to TSP
94	2016-17			3.1 HP Honda Pump Sets	26 villages	0.20	37	7.40	1625	1625		PBDA/Agriculture Deptt. 50% Subsidy	SCA to TSP
95	2016-17			Sub-total				20.74					
96	2016-17		Horticulture	Maintanance & Extension of Mango, Orange & Cashewnut Plant [IN Ac]	Baradihi	0.13	30ac	3.90	30	30/BF		Horticulture/PBDA	Horticulture

Sl.No	Year	Sectors	Sub-sectors	Annual Works Proposed (along with rates)	Name of Village / Hamlet where the proposed works is to be undertaken	Unit Cost. In Lakh	Quantity (Where applicable eg. Housing roads etc.) In Numbers, In Ac, In Mtrs	Financial Target (Rs. In lakhs)	No. of PTG Beneficiaies (Male & Female Separately where feasible)			Implementing Agency (State Govt./ UT Admb./ NGO)	Funding Source
									Total	Male	Female		
I	II	III	IV	V	VI	VII	VIII	IX	X	XI	XII	X	XI
97	2016-17			Supply of Wheat seeds, Fertilizers & Pesticide [IN Ac]	Namudiha, Kadamdiha, Kadambnipur & Sibida	0.05	40ac	2.00	158	158/B		Horticulture/PBDA	Horticulture
98	2016-17			Supply of Hybrid Vegetable [IN Ac]	26villages	0.10	20ac	2.00	1625	1625/BF		Horticulture/PBDA	Horticulture
99	2016-17			Supply of Potato seeds, Fertilizers & Pesticide [IN Ac]	26villages	0.25	32ac	8.00	1625	1625/BF		Horticulture/PBDA	Horticulture
100	2016-17			Tissue Culture Banana Cultivation with inter cropping [IN Ac]	Jamardihi, Duipani and Timi	0.28	15ac	4.30	20	20/BF		Horticulture/PBDA	Horticulture
101	2016-17			Cashew nut plantation [IN Nos]	Duipani, Jamardihi, Baradihi, Barunadihi, Kadambnipur, Khadaka, Rada, Sibida, Tanugula	0.67	9nos	6.00	200	200/BF		Horticulture/PBDA	Horticulture
102	2016-17			Maintanance Cashewnut Plant [IN Ac]	Rugudihi, Duipani	0.02	50ac	1.00	50	50/BF		Horticulture/PBDA	Horticulture
103	2016-17			Ginger, Turmeric Seeds & Fertilizers & Pesticide etc. [IN Ac]	26villages	0.33	30ac	10.00	1625	1626/BF		Horticulture/PBDA	Horticulture
104	2016-17			Wadi Plantation with inter cropping [IN Ac]	26villages	0.1	100ac	10.00	1625	1625/BF		Horticulture/PBDA	Horticulture

Sl.No	Year	Sectors	Sub-sectors	Annual Works Proposed (along with rates)	Name of Village / Hamlet where the proposed works is to be undertaken	Unit Cost. In Lakh	Quantity (Where applicable eg. Housing roads etc.) In Numbers, In Ac, In Mtrs	Financial Target (Rs. In lakhs)	No. of PTG Beneficiaies (Male & Female Separately where feasible)			Implementing Agency (State Govt./ UT Admb./ NGO)	Funding Source
									Total	Male	Female		
I	II	III	IV	V	VI	VII	VIII	IX	X	XI	XII	X	XI
105	2016-17			Cultivation of Water Melon and Yam [IN Nos]	5villages	0.512	5ac	2.56	25	25/BF		Horticulture/PBDA	Horticulture
106	2016-17			Horticulture Training Programme [IN Ac]	26villages	0.50	5nos	2.50	10	10/BF		Horticulture/PBDA	Horticulture
107	2016-17			Sub-Total				52.26					
108	2016-17		Animal Husbandry	Supply of Plough Bullock [IN Nos]	Jamardihi 10nos, Bhimkand 3nos, Bandhabhu in 2nos, Pattamund 5nos, Duipani 10nos	0.25	30	7.50	30	30/BF		PBDA	CCD
109	2016-17			Vaccination and Animal Health Camp [In Nos]	26village	0.2	1	0.20	1625	1625/BF		AH/PBDA	A & H Deptt.
110	2016-17			Sub-total				7.70					
111	2016-17		Market Link	Const. of Drying Yard at Sibida	Sibida	3.20	1	3.20	84	84/BF		PBDA	CCD
112	2016-17			Sub-total				3.20				PBDA	
113	2016-17		Social Security	AABY	26 villages	0.00100	1625	1.63	1625	1625/BF		PBDA	CCD
114	2016-17			Sub-total				1.63				PBDA	
115	2016-17		Promotion of SHG	Micro Credit support to SHG for Mushroom cultivation [In nos]	26 villages	0.10	40	4.02	400	400/BF		PBDA	CCD
116	2016-17			Supply of Goats 10nos SHG	10 villages	0.054	95	5.14	308	308/BF		PBDA	SCA to TSP
117	2016-17			Sub-total				9.16					
118	2016-17	Total						168.90					
119	2016-17	Conservation of Culture		Const. of Museum &cultural centre at Jamardihi[In Nos]	Jamardihi	45.00	1	45.00	144	144/BF		PBDA	CCD

Sl.No	Year	Sectors	Sub-sectors	Annual Works Proposed (along with rates)	Name of Village / Hamlet where the proposed works is to be undertaken	Unit Cost. In Lakh	Quantity (Where applicable eg. Housing roads etc.) In Numbers, In Ac, In Mtrs	Financial Target (Rs. In lakhs)	No. of PTG Beneficiaries (Male & Female Separately where feasible)			Implementing Agency (State Govt./ UT Admb./ NGO)	Funding Source
									Total	Male	Female		
I	II	III	IV	V	VI	VII	VIII	IX	X	XI	XII	X	XI
120	2016-17			Internal Decoration of the Museum	Jamardihi	30.00	1	30.00				PBDA	CCD
121	2016-17			Supply of costumes for dance & musical instrument	Rada	5.00	1	5.00				PBDA	CCD
122	2016-17			Sponsoring of cultural troupes for participation at District/State/National programme		10.00	1	10.00				PBDA	CCD
123	2016-17			Annual Tribal sports at Micoproject level to identify the sports talent		2.00	1	2.00				PBDA	Sports&youth services
124	2016-17			Exposure visit to other Micro project area		2.00	1	2.00				PBDA	CCD
125	2016-17			Development of folk literature(supplementary and its publication)		5.00	1	5.00				ATLC/SCS TRTI	CCD
126	2016-17			Documentation of pristine culture electronic/print mode	Jamardihi	5.00	26 villages	5.00	1625	1625/B F		PBDA/SCS TRTI	CCD
127	2016-17			Audio visual programme		5.00		5.00				PBDA/SCS TRTI	CCD
128	2016-17			Preservation and protection of sacred groove(5 villages in cluster)		2.00		2.00				PBDA	CCD
129	2016-17	Total						111.00					
130	2016-17	Capacity Building		Driving , Welding , Carpentry & Bamboo works training [In Nos]	26 villages	0.25	10	2.50	10	10/BF		PBDA	CCD
131	2016-17		Skill Development	Computer operation training [In Nos]	26villages	0.25	20	5.00	20	20/BF		PBDA	CCD
132	2016-17			Tailoring & cloth embroidery training [In Nos]	26villages	0.25	50	12.50	100	100/BF		PBDA	CCD
133	2016-17	Total						20.00					

Sl.No	Year	Sectors	Sub-sectors	Annual Works Proposed (along with rates)	Name of Village / Hamlet where the proposed works is to be undertaken	Unit Cost. In Lakh	Quantity (Where applicable eg. Housing roads etc.) In Numbers, In Ac, In Mtrs	Financial Target (Rs. In lakhs)	No. of PTG Beneficiaies (Male & Female Separately where feasible)			Implementing Agency (State Govt./ UT Admb./ NGO)	Funding Source	
									Total	Male	Female			
I	II	III	IV	V	VI	VII	VIII	IX	X	XI	XII	X	XI	
134	2016-17	Project Management / NGO/Institutional Mechanism & Monitoring / IEC / Publication		Remuneration of MPW @ 6000/- per month x 12 x 9 [In Nos]	26 Villages	0.72	9	1.08					CCD	
135	2016-17							5.40	1625	1625/BF		PBDA	OPELIP	
136	2016-17			Hire Charges for Field Visit [In Nos]		0.08	26	2.00	1625	26 Villages		PBDA	CCD	
137	2016-17			Computerized Documents work and Photography of developmental work [In Nos]	26 villages	0.50	1	0.50				PBDA	CCD	
138	2016-17			Misc Contingency, PBDA Office, Jamaradhi	PBDA, Office	2.00	1	2.00				PBDA	CCD	
139	2016-17			Project management/Adminstrative charges				7.01				PBDA	CCD	
140	2016-17	Total						17.99						
141	2016-17	TOTAL							1626.51					
1	2017-18	Social Sector	Education	Construction of Gyanamandir -cum-Knowledge Centre [In 550sqft]	Sibida	7.50	1	7.50	86	86/BF		PBDA	CCD	
2	2017-18			Construction of Gyanamandir-cum-Knowledge Centre[In 550sqft]	Pattamund	7.50	1	7.50	45	45/BF		PBDA	CCD	
3	2017-18			Construction of Gyanamandir -cum-Knowledge Centre [In 550sqft]	Dudipani	7.50	1	7.50	118	118/BF		PBDA	Art 275(1)	

Sl.No	Year	Sectors	Sub-sectors	Annual Works Proposed (along with rates)	Name of Village / Hamlet where the proposed works is to be undertaken	Unit Cost. In Lakh	Quantity (Where applicable eg. Housing roads etc.) In Numbers, In Ac, In Mtrs	Financial Target (Rs. In lakhs)	No. of PTG Beneficiaies (Male & Female Separately where feasible)			Implementing Agency (State Govt./ UT Admb./ NGO)	Funding Source
									Total	Male	Female		
I	II	III	IV	V	VI	VII	VIII	IX	X	XI	XII	X	XI
4	2017-18			Construction of boundary wall for education complex [In 2000mtrs]	Sibida	5.00	2000mtrs	100.00	250	500 ST Boys& Girls		PBDA	MoTA
5	2017-18			Const. of Pry. School Boundary Wall [In100Mtrs]	Sibida	5.00	100mtrs	5.00	86	86/BF		PBDA	MoTA
6	2017-18			Non Recurring Expenditure of Boarders, Boys Education Complex	Sibida	0.12	100	12.00	100	100		PBDA	CCD
7	2017-18			Recurring Expenditure Boarders, Boys Education Complex	Sibida	0.0597	100	5.97	100	100		PBDA	CCD
8	2017-18			Repair of School & Const. of Boundry & Staff Quarter[In 3Nos] 550sqft	Baradihi	8.00	3	24.00	52	52/BF		PBDA	CCD
9	2017-18			Girls Education complex,Sibida Expenditure Teacher Salary(8360/- Education complex,Shibida	Sibida	0.0836	5	1.41					CCD
10	2017-18							3.600				PBDA	MoTA
11	2017-18			Expenditure Accountant-1(7700/-	Sibida	0.077	1	0.504					CCD
12	2017-18							0.42				PBDA	MoTA
13	2017-18			CCA(6358/-x12x5)	Sibida	0.06358	5	2.91					CCD
14	2017-18							0.90				PBDA	MoTA
15	2017-18			Peon(6358/-x12x2)	Sibida	0.06358	2	1.17					CCD
16	2017-18							0.3600				PBDA	MoTA
17	2017-18			Watchman(6358/-x12x2)	Sibida	0.06358	2	1.17					CCD
18	2017-18							0.3600				PBDA	MoTA
19	2017-18			Helper(5500/-x12x2)	Sibida	0.0550	2	1.0080					CCD
20	2017-18							0.31				PBDA	MoTA
21	2017-18			Sweeper(5500/-x12x2)	Sibida	0.0550	2	1.0080					CCD
22	2017-18							0.31				PBDA	MoTA
23	2017-18			Boys Educational Complex,Bsc,B.Ed(PCM)	Sibida		1	1.62				PBDA	CCD
24	2017-18			B.A,B.Ed	Sibida		1	1.62				PBDA	CCD
25	2017-18			Bsc,B.Ed(CBZ)	Sibida		1	1.62				PBDA	CCD
26	2017-18			IA,CT	Sibida	1.12	2	2.24				PBDA	CCD

Sl.No	Year	Sectors	Sub-sectors	Annual Works Proposed (along with rates)	Name of Village / Hamlet where the proposed works is to be undertaken	Unit Cost. In Lakh	Quantity (Where applicable eg. Housing roads etc.) In Numbers, In Ac, In Mtrs	Financial Target (Rs. In lakhs)	No. of PTG Beneficiaies (Male & Female Separately where feasible)			Implementing Agency (State Govt./ UT Admb./ NGO)	Funding Source
									Total	Male	Female		
I	II	III	IV	V	VI	VII	VIII	IX	X	XI	XII	X	XI
27	2017-18			Hindi/Sanskrit Teacher	Sibida	1.62	2	3.24				PBDA	CCD
28	2017-18			Matric CT	Sibida	0.91	3	2.74				PBDA	CCD
29	2017-18			PET	Sibida		1	0.92				PBDA	CCD
30	2017-18			Peon	Sibida		1	0.58				PBDA	CCD
31	2017-18			Attendant	Sibida		2	1.39				PBDA	CCD
32	2017-18			Helper	Sibida		2	1.00				PBDA	CCD
33	2017-18			CCA	Sibida		2	1.16				PBDA	CCD
34	2017-18			Jr.Clerk	Sibida		1	0.84				PBDA	CCD
35	2017-18			Education Complex, Sibida, Computer Teacher	Sibida	0.06	1nos	0.72	1	-		PBDA	CCD
36	2017-18			Sub-total				204.59					
37	2017-18		Health & Nutrition	Health Camps[In Nos]	26 Villages	0.20	26	5.20	6509	3274	3232	H&FW/PBDA	CCD
38	2017-18			Reimbursement of medical bill[In Nos]	26 Villages	0.27	26	7.00	6509	3274	3232	PBDA	CCD
39	2017-18			Mapping of Health, Nutrition & Social infrastructure in Micro Project Area[In Nos]	26 Villages	LS	26	1.00	6509	3274	3232	Micro Project (UNICEF Supported)	(H& FW)UNICEF
40	2017-18			State Level Refresher training of Key Micro Project Officials on community mobilization and immunization (2days)[In Nos]	26 Villages	0.03	6	0.18	6	3	3	SCSTRTI (UNICEF Supported)	(H& FW)UNICEF
41	2017-18			Project level Refresher training of Key Micro Project Officials oncommunity mobilization and immunization (2days)[In Nos]	26 Villages	0.007	20	0.14	20	10	10	Micro Project (UNICEF Supported)	(H& FW)UNICEF
42	2017-18			Reprinting of Sickle Cell School Health Card [In Nos]	26 Villages	0.0005	100	0.05	100	100		Micro Project (UNICEF Supported)	(H& FW)UNICEF

Sl.No	Year	Sectors	Sub-sectors	Annual Works Proposed (along with rates)	Name of Village / Hamlet where the proposed works is to be undertaken	Unit Cost. In Lakh	Quantity (Where applicable eg. Housing roads etc.) In Numbers, In Ac, In Mtrs	Financial Target (Rs. In lakhs)	No. of PTG Beneficiaies (Male & Female Separately where feasible)			Implementing Agency (State Govt./ UT Admb./ NGO)	Funding Source
									Total	Male	Female		
I	II	III	IV	V	VI	VII	VIII	IX	X	XI	XII	X	XI
43	2017-18			Yearly Sickle Cell Screening of all children (0-14Years)[In Nos]	26Villages	0.001	500	0.50	500	250	250	Micro Project	CCD
44	2017-18			Half yearly third party monitoring of Programme Indicators, Sharing of findings and action plan finalisation[In Nos]	26 Villages	LS		0.50				SCSTRTI (UNICEF Supported)	(H& FW)UNICEF
45	2017-18			Health & Nutrition SITAN (Inentification of endemic Diseases and Nutrition issues) of Microproject [In Nos]	26 villages	LS		4.00				Micro Project (UNICEF Supported)	(H& FW)UNICEF
46	2017-18			Project level Traning of officials and field funtionaries (Health & ICDS, SC & STs) Women SHGs on improving Womens Nutrition (SWABHIMAAN)-2days [In Nos]	26 villages	0.007	25	0.175				Micro Project (UNICEF Supported)	(H& FW)UNICEF
47	2017-18			Monthly Review of MP by collector		0.005	12	0.06				UNICEF	(H& FW)UNICEF
48	2017-18			AMBULANCE[In Nos]	26 Villages	5.00	4	20.00	6509	3274	3232	H&FW	H&FW
49	2017-18			Sub-total				38.8050					
50	2017-18		Drinking Water & Sanitation	Const. of Solar drinking water Plant Piped Water connection to Households from Over Head Tank at Silakala [In Nos]	Barunadihi	7.00	1	7.00	33	33/BF		RWSS	RD
51	2017-18			Repair of Open well at Baradihi [In Nos]	Baradihi	0.50	1	0.50	53	53/BF		RWSS	RD
52	2017-18			Const. of Solar drinking water Plant Piped Water connection to Households from Over Head Tank [In Nos]	Bardihi	7.00	1	7.00	16	16/BF		RWSS	RD
53	2017-18			Const. of Solar drinking water Plant Piped Water connection to Households from Over Head Tank [In Nos]	Sibida	7.00	3	21.00	86	86/BF		RWSS	RD

Sl.No	Year	Sectors	Sub-sectors	Annual Works Proposed (along with rates)	Name of Village / Hamlet where the proposed works is to be undertaken	Unit Cost. In Lakh	Quantity (Where applicable eg. Housing roads etc.) In Numbers, In Ac, In Mtrs	Financial Target (Rs. In lakhs)	No. of PTG Beneficiaies (Male & Female Separately where feasible)			Implementing Agency (State Govt./ UT Admb./ NGO)	Funding Source
									Total	Male	Female		
I	II	III	IV	V	VI	VII	VIII	IX	X	XI	XII	X	XI
54	2017-18			Const. of Solar drinking water Plant Piped Water connection to Households from Over Head Tank [In Nos]	Dudipani	7.00	4	28.00	118	118/BF		RWSS	RD
55	2017-18			Const. of Solar drinking water Plant Piped Water connection to Households from Over Head Tank [In Nos]	Pattamund	7.00	2	14.00	45	45/BF		RWSS	RD
56	2017-18			Const. of Solar drinking water Plant Piped Water connection to Households from Over Head Tank [In Nos]	Nagira	7.00	5	35.00	120	120/BF		RWSS	RD
57	2017-18			Const. of Solar drinking water Plant at Namgaon Piped Water connection to Households from Over Head Tank [In Nos]	Nagira	7.00	1	7.00	37	37/BF		RWSS	RD
58	2017-18			Const. of Solar drinking water Plant Piped Water connection to Households from Over Head Tank [In Nos]	Jamardihi	7.00	5	35.00	144	144/BF		RWSS	RD
59	2017-18			Const. of Solar drinking water Plant Piped Water connection to Households from Over Head Tank [In Nos]	Jamudiha	7.00	2	14.00	32	32/BF		RWSS	RD
60	2017-18			Sub-total				168.50					
61	2017-18	Total						411.8990					
62	2017-18	Infrastructure	Housing	13 nos of House required at Pattamund [In Nos]	Pattamund	1.04	13	13.52	13	13/BF		Billock	PR Deptt.
63	2017-18			111 nos of House required at Dudipani [In Nos]	Dudipani	1.04	111	115.44	111	111/BF		Billock	PR Deptt.
64	2017-18			60 nos of House required at Sibida [In Nos]	Sibida	1.04	60	62.40	60	60/BF		Billock	PR Deptt.
65	2017-18			Const. of Anganwadi Centre Boundry Wall [In Nos]	Sibida	7.00	1	7.00	86	86/BF		PBDA/W &CD	W&CD

Sl.No	Year	Sectors	Sub-sectors	Annual Works Proposed (along with rates)	Name of Village / Hamlet where the proposed works is to be undertaken	Unit Cost. In Lakh	Quantity (Where applicable eg. Housing roads etc.) In Numbers, In Ac, In Mtrs	Financial Target (Rs. In lakhs)	No. of PTG Beneficiaries (Male & Female Separately where feasible)			Implementing Agency (State Govt./ UT Admb./ NGO)	Funding Source
									Total	Male	Female		
I	II	III	IV	V	VI	VII	VIII	IX	X	XI	XII	X	XI
66	2017-18			Food Processing Unit at Dudipani	Dudipani	25.00	1	25.00	1625	1625/B F		PBDA/N TPC	CCD
67	2017-18			Construction of Community Centre-cum-Knowledge Centre [In 550sqft]	Barunadihi	7.50	1	7.50	33	33/BF		PBDA	CCD
68	2017-18			Construction of Community Centre-cum-Knowledge Centre [In 550sqft]	Baradihi & Silakala	7.50	1	7.50	52	52/BF		PBDA	CCD
69	2017-18			Construction of MPW Quarter [In 550sqft]	Baradihi	7.50	1	7.50	52	52/BF		PBDA	CCD
70	2017-18			Construction of Community Centre-cum-Knowledge Centre [In Nos]	Sibida	7.50	1	7.50	86	86/BF		PBDA	CCD
71	2017-18			3 nos of House required at Kurtibasapur [In Nos]	Kurtipasapur	1.04	3	3.12	3	3/BF		Bblock	PR Deptt.
72	2017-18			53nos of House required at Nagira [In Nos]	Nagira	1.04	53	55.12	53	53/BF		Bblock	PR Deptt.
73	2017-18			63 nos of House required at Jamardihi [In Nos]	Jamardihi	1.04	63	65.52	63	63/BF		Bblock	PR Deptt.
74	2017-18			Const. of Agnawadi Centre [In Nos]	Jamudiha	7.00	1	7.00	32	32/BF		PBDA/W &CD	W&CD
75	2017-18			Repair of Community Centre -cum-Knowledge Centre [In Nos]	Nagira	1.50	1	1.50	143	143/BF		PBDA	CCD
76	2017-18			Const. of New office Building at PBDA, Jamardihi [1200sqft]	Jamardihi	0.015	1	18.00	1625	1625/B F		PBDA	CCD
77	2017-18			Const. of Staff Building at PBDA, Jamardihi & Boundary Wall [In 1250sqft]	Jamardihi	0.015	2	20.00	1625	1625/B F		PBDA	CCD
78	2017-18			Construction of Community Center[In 550sqft]	Jamudiha	7.50	1	7.50	32	32/BF		PBDA	CCD
79	2017-18			Sub-total				431.12					
80	2017-18		Connectivity	Const. of CC Road from Patra Phadi to Tala Sahi at Pattamund [In 500Mtrs]	Pattamund	5.00	500mtrs	25.00	45	45/BF		PBDA	CCD

Sl.No	Year	Sectors	Sub-sectors	Annual Works Proposed (along with rates)	Name of Village / Hamlet where the proposed works is to be undertaken	Unit Cost. In Lakh	Quantity (Where applicable eg. Housing roads etc.) In Numbers, In Ac, In Mtrs	Financial Target (Rs. In lakhs)	No. of PTG Beneficiaies (Male & Female Separately where feasible)			Implementing Agency (State Govt./ UT Admb./ NGO)	Funding Source
									Total	Male	Female		
I	II	III	IV	V	VI	VII	VIII	IX	X	XI	XII	X	XI
81	2017-18			Const. of CC Road from Village Middle Kulha Sahi Tentuli Gachha to Chaunria Pond at Pattamund[In 500Mtrs]	Pattamund	5.00	500mtrs	25.00	45	45/BF		PBDA	CCD
82	2017-18			Const. of CC road from Rugudihi Sahi Kendhumula Chhaka to Dina Behera Home[In 500Mtrs]	Dudipani	5.00	500mtrs	25.00	118	118/BF		PBDA	CCD
83	2017-18			Const. of CC road from Biswanath Nayak Home to Prabasi Behera Home[In 500Mtrs]	Dudipani	5.00	500mtrs	25.00	118	118/BF		PBDA	CCD
84	2017-18			Const. of CC road from Dudipani Pry. School to Bhimkand Chhaka[In 3000Mtrs]	Dudipani	5.00	3000mtrs	150.00	200	200/BF		PBDA	CCD
85	2017-18			Const. of Bridge of Gauda Pahada Nala [In Nos]	Barunadihi	3.50	1	3.50	33	33/BF		PBDA	CCD
86	2017-18			Const. of Bridge of Bainga Nala [In Nos]	Barunadihi	3.50	1	3.50	33	33/BF		PBDA	CCD
87	2017-18			Const. of CC road from Ranima Chhaka to Tunka Sahi[In 1000Mtrs]	Barunadihi	5.00	1000mtrs	50.00	33	33/BF		PBDA	CCD
88	2017-18			Const. of CC road from Baradihi to Barunadihi[In1000 Mtrs]	Barunadihi	5.00	1000mtrs	50.00	33	33/BF		PBDA	CCD
89	2017-18			Const. of CC road from Ranima Mund to Pacheri Ghat[In 1500Mtrs]	Baradihi	5.00	1500mtrs	75.00	53	53/BF		PBDA	CCD
90	2017-18			Const. of Bridge at Pacheri Ghat[In Nos]	Baradihi	20.00	1	20.00	53	53/BF		PBDA	CCD
91	2017-18			Const. of Bridge at Dalama Nala [In Nos]	Baradihi	5.00	1	5.00	53	53/BF		PBDA	CCD
92	2017-18			Const. of Bridge at Chakunda Mund[In Nos]	Baradihi	5.00	1	5.00	53	53/BF		PBDA	CCD
93	2017-18			Repair of CC road from Baradiha Hatapada to Silakala Nala[In 200 Mtrs]	Baradihi	5.00	200mtrs	10.00	53	53/BF		PBDA	CCD

Sl.No	Year	Sectors	Sub-sectors	Annual Works Proposed (along with rates)	Name of Village / Hamlet where the proposed works is to be undertaken	Unit Cost. In Lakh	Quantity (Where applicable eg. Housing roads etc.) In Numbers, In Ac, In Mtrs	Financial Target (Rs. In lakhs)	No. of PTG Beneficiaies (Male & Female Separately where feasible)			Implementing Agency (State Govt./ UT Admb./ NGO)	Funding Source
									Total	Male	Female		
I	II	III	IV	V	VI	VII	VIII	IX	X	XI	XII	X	XI
94	2017-18			Const. of CC road from Pradhan Manti road Chhak to Education Complex, Sibida[In300 Mtrs]	Sibida	5.00	300mtrs	15.00	500	500/BF		PBDA	CCD
95	2017-18			Const. of CC road from Sibida Gram Mandap to Pry. School[In200 Mtrs]	Sibida	5.00	200mtrs	10.00	81	81/BF		PBDA	CCD
96	2017-18			Const. of CC road from Middle village to Tala Sahi[In200Mtrs]	Sibida	5.00	200mtrs	10.00	81	81/BF		PBDA	CCD
97	2017-18			Const. of Morrum road from Sibida Education Complex to Taramakanta[In 2000Mtrs]	Sibida	8.00	1	16.00	81	81/BF		PBDA	CCD
98	2017-18			Const. of CC Khala/Drying yard[In nos]	Sihida	5.00	2	10.00	81	81/BF		PBDA	CCD
99	2017-18			Const. of Bridge of Gauda Pahada Nala	Barunadihi	10.00	1	10.00	33	33/BF		PBDA	CCD
100	2017-18			Const. of Bridge of Bainga Nala	Barunadihi	10.00	1	10.00	33	33/BF		PBDA	CCD
101	2017-18			Const. of CC road from Main road to Giri Sahi road [In 400mtrs]	Nagira	5.00	400mtrs	20.00	43	43/BF		PBDA	CCD
102	2017-18			Const. of CC road from Panchayat Chhak to Badam Sahi road Reach-I	Nagira	5.00	100mtrs	5.00	51	51/BF		PBDA	CCD
103	2017-18			Const. of CC road from Panchayat Chhak to Badam Sahi road Reach-II	Nagira	5.00	100mtrs	5.00	51	51/BF		PBDA	CCD
104	2017-18			Const. of CC road from Main road to Munda Sahi [In 400mtrs]	Nagira	5.00	400mtrs	20.00	63	63/BF		PBDA	CCD
105	2017-18			Const. of CC road from Mandira Shahi to Upara Sahi [In 400mtrs]	Nagira	5.00	400mtrs	10.00	35	35/BF		PBDA	CCD
106	2017-18			Const. of CC road from Panchayat Chhak to Pradhan Sahi Reach-I	Nagira	5.00	100mtrs	5.00	36	36/BF		PBDA	CCD
107	2017-18			Const. of CC road from Panchayat Chhak to Pradhan Sahi Reach-II	Nagira	5.00	100mtrs	5.00	36	36/BF		PBDA	CCD
108	2017-18			Improvement of Moram road from Nagira Village to Bada Nala [In 500Mtrs]	Nagira	8.00	500mtrs	4.00	80	80/BF		PBDA	CCD

Sl.No	Year	Sectors	Sub-sectors	Annual Works Proposed (along with rates)	Name of Village / Hamlet where the proposed works is to be undertaken	Unit Cost. In Lakh	Quantity (Where applicable eg. Housing roads etc.) In Numbers, In Ac, In Mtrs	Financial Target (Rs. In lakhs)	No. of PTG Beneficiaies (Male & Female Separately where feasible)			Implementing Agency (State Govt./ UT Admb./ NGO)	Funding Source
									Total	Male	Female		
I	II	III	IV	V	VI	VII	VIII	IX	X	XI	XII	X	XI
109	2017-18			Improvement of road at Garjankhol road [In 2500Mtrs]	Nagira	8.00	2500mtrs	20.00	143	143/BF		PBDA	CCD
110	2017-18			Const. of CC Khala/Drying yard	Nagira	5.00	1	5.00	143	143/BF		PBDA	CCD
111	2017-18			Const. of Murum road from Darabar to Shankhuadihi at Namagaon [In750Mtrs]	Nagira	8.00	750mtrs	6.00	37	37/BF		PBDA	CCD
112	2017-18			Const. of CC road from Mandap to Village road at Namgaon[In 200mtrs]	Nagira	5.00	200mtrs	10.00	37	37/BF		PBDA	Art 275(1)
113	2017-18			Const. of CC road at Upara Sahi Sukuta Mantri House [In1000Mtrs]	Jamardihi	5.00	1000mtrs	50.00	144	144/BF		PBDA	CCD
114	2017-18			Const. of CC road from Satya Julundi Home to Samal Behera Home [In300Mtrs]	Jamardihi	5.00	300mtrs	15.00	144	144/BF		PBDA	CCD
115	2017-18			Const. of CC road from Bishnu Behera Home to Kadamba Mula Chhaka [In 500Mtrs]	Jamardihi	5.00	500mtrs	25.00	144	144/BF		PBDA	CCD
116	2017-18			Const. of CC Khala/Drying yard	Jamudiha	5.00	1	5.00	32	32/BF		PBDA	CCD
117	2017-18			Const. of CC road from Jamudiha School to Nadi Reach-I	Jamudiha	5.00	100mtrs	5.00	32	32/BF		PBDA	CCD
118	2017-18			Const. of CC road from Jamudiha School to Nadi Reach-II	Jamudiha	5.00	100mtrs	5.00	32	32/BF		PBDA	CCD
119	2017-18			Const. of CC road from Baishakhu Dhangad to Nadi Reach-I	Jamudiha	5.00	100mtrs	5.00	32	32/BF		PBDA	CCD
120	2017-18			Const. of CC road from Baishakhu Dhangad to Nadi Reach-II	Jamudiha	5.00	100mtrs	5.00	32	32/BF		PBDA	CCD
121	2017-18			Const. of Morrurum & Culvert at Jamudiha Tala road	Jamudiha	7.50	1	7.50	32	32/BF		PBDA	CCD
122	2017-18			Sub-total				790.50					
123	2017-18		Electrification	Solar electrification of 33 beneficiaries at Barunadihi	Barunadihi	0.10	33	3.30	33	33/BF		OREDA	CCD

Sl.No	Year	Sectors	Sub-sectors	Annual Works Proposed (along with rates)	Name of Village / Hamlet where the proposed works is to be undertaken	Unit Cost. In Lakh	Quantity (Where applicable eg. Housing roads etc.) In Numbers, In Ac, In Mtrs	Financial Target (Rs. In lakhs)	No. of PTG Beneficiaies (Male & Female Separately where feasible)			Implementing Agency (State Govt./ UT Admb./ NGO)	Funding Source
									Total	Male	Female		
I	II	III	IV	V	VI	VII	VIII	IX	X	XI	XII	X	XI
124	2017-18			Solar electrification of 52 beneficiaries at Baradihi	Baradihi	0.10	52	5.20	52	52/BF		OREDA	CCD
125	2017-18			Provision of solar street light to Girls educational complex	Sibida	0.5	20	10.00	250		250/BF	OREDA/PBDA	CCD
126	2017-18			Sub-total				18.50					
127	2017-18	Total						1240.12					
128	2017-18	Sustainable Livelihood Project	Irrigation	Construction of CC Canal at Pattamund	Pattamund	5.00	500mtrs	25.00	45	45/BF		PBDA	CCD
129	2017-18			Const. of CC wall Chaunria Pond at Pattamund	Pattamund	20.00	400mtrs	20.00	45	45/BF		PBDA	CCD
130	2017-18			Const. of New Pond at Pattamund	Pattamund	5.00	30mx30mx30m	5.00	45	45/BF		PBDA	CCD
131	2017-18			Repair of Khali Munda Cross Bond Project	Dudipani	5.00	1	5.00	118	118/BF		PBDA	CCD
132	2017-18			Const. of Mudi Pindhani Nala Project	Dudipani	20.00	10.00m	20.00	118	118/BF		PBDA	CCD
133	2017-18			Const. of Kakharua Nala of Kudhei Dahar Cross Bond Project	Dudipani	50.00	20.00m	50.00	280	280/BF		PBDA	CCD
134	2017-18			Repair of Kalachua Cross Bond Project	Dudipani	10.00	5.00m	10.00	118	118/BF		PBDA	CCD
135	2017-18			Const. of Bhaunighar WHS	Barunadihi	20.00	1	20.00	33	33/BF		PBDA	CCD
136	2017-18			Const. of CC canal at Kainta Nala	Barunadihi	5.00	400mtrs	20.00	33	33/BF		PBDA	CCD
137	2017-18			Const. of Pond at Baradihi	Baradihi	5.00	30mx30mx30m	5.00	52	1/BF		PBDA	CCD
138	2017-18			Repair of Barakati WHS at Baradihi	Baradihi	10.00	1	10.00	52	52/BF		PBDA	Art 275(1)
139	2017-18			Const. of CC Canal From Chakunda Mund to Hatapada	Baradihi	5.00	400mtrs	20.00	52	52/BF		PBDA	CCD
140	2017-18			Const. of CC Canal From Mango Orchard Canal	Baradihi	5.00	400mtrs	20.00	52	52/BF		PBDA	CCD
141	2017-18			Renovation of village Pond	Baradihi	2.00	1	2.00	52	52/BF		PBDA	CCD
142	2017-18			Renovation of Old Pond	Sibida	2.00	1	2.00	81	81/BF		PBDA	CCD

Sl.No	Year	Sectors	Sub-sectors	Annual Works Proposed (along with rates)	Name of Village / Hamlet where the proposed works is to be undertaken	Unit Cost. In Lakh	Quantity (Where applicable eg. Housing roads etc.) In Numbers, In Ac, In Mtrs	Financial Target (Rs. In lakhs)	No. of PTG Beneficiaies (Male & Female Separately where feasible)			Implementing Agency (State Govt./ UT Admb./ NGO)	Funding Source
									Total	Male	Female		
I	II	III	IV	V	VI	VII	VIII	IX	X	XI	XII	X	XI
143	2017-18			Const. of CC canal from Pry. School to Kanyashram	Sibida	5.00	200mtrs	10.00	81	81/BF		PBDA	Art 275(1)
144	2017-18			Const. of CC Canal from old Chack dam to Pry. School	Sibida	5.00	200mtrs	10.00	81	81/BF		PBDA	CCD
145	2017-18			Const. of Chadakamara Dam Project	Nagira	40.00	20.00m	40.00	143	143/BF		PBDA	CCD
146	2017-18			Const. of Bara Mund Jharana Nala Dam Project & Const. of CC canal	Jamardihi	20.00	1	20.00	144	144/BF		PBDA	CCD
147	2017-18			Const. of New Pond at Khandia Nali	Jamudiha	5.00	30mx30mx30m	5.00	32	32/BF		PBDA	CCD
148	2017-18			Sub-total				319.00					
149	2017-18		Land Development	Land Development[In Ac]	Pattamund	0.20	20ac	4.00	45	45/BF		MGNREG A	PR Deptt.
150	2017-18			Land DevelopmentIn Ac]	Baradihi	0.20	10ac	2.00	52	52/BF		MGNREG A	PR Deptt.
151	2017-18			Land DevelopmentIn Ac]	Sibida	0.20	35ac	7.00	79	79/BF		MGNREG A	PR Deptt.
152	2017-18			Sub-total				13.00					
153	2017-18		Horticulture	Supply of Potato, Vegetable, Onion Fertilizers & Pesticide etc.[In Ac]	Jamardihi	0.32	12ac	3.84	144	144/BF		Horticulture/PBDA	Horticulture
154	2017-18			Banana[In Ac]	Jamardihi	0.40	10ac	4.00	10	10/BF		Horticulture/PBDA	Horticulture
155	2017-18			Cashew nut plantation[In Ac]	Jamardihi	0.15	4ac	0.60	20	20/BF		Horticulture/PBDA	Horticulture
156	2017-18			Mango & Orange[In Ac]	Jamardihi	0.37	9ac	3.33	20	20/BF		Horticulture/PBDA	Horticulture
157	2017-18			Ginger, Turmeric Seeds [In Ac]	Jamardihi	0.36	10ac	3.60	144	144/BF		Horticulture/PBDA	Horticulture

Sl.No	Year	Sectors	Sub-sectors	Annual Works Proposed (along with rates)	Name of Village / Hamlet where the proposed works is to be undertaken	Unit Cost. In Lakh	Quantity (Where applicable eg. Housing roads etc.) In Numbers, In Ac, In Mtrs	Financial Target (Rs. In lakhs)	No. of PTG Beneficiaies (Male & Female Separately where feasible)			Implementing Agency (State Govt./ UT Admb./ NGO)	Funding Source
									Total	Male	Female		
I	II	III	IV	V	VI	VII	VIII	IX	X	XI	XII	X	XI
158	2017-18			Supply of Potato, Vegetable, Onion Fertilizers & Pesticide etc.[In Ac]	Dudipani	0.32	15ac	4.80	118	118/BF		Horticulture/PBDA	Horticulture
159	2017-18			Banana[In Ac]	Dudipani	0.40	10ac	4.00	10	10/BF		Horticulture/PBDA	Horticulture
160	2017-18			Cashew nut plantation[In Ac]	Dudipani	0.15	4ac	0.60	20	20/BF		Horticulture/PBDA	Horticulture
161	2017-18			Mango & Orange[In Ac]	Dudipani	0.37	9ac	3.33	20	20/BF		Horticulture/PBDA	Horticulture
162	2017-18			Ginger, Turmeric Seeds [In Ac]	Dudipani	0.36	10ac	3.60	118	118/BF		Horticulture/PBDA	Horticulture
163	2017-18			Supply of Potato, Vegetable, Onion Fertilizers & Pesticide etc.[In Ac]	Timi	0.32	12ac	3.84	85	85/BF		Horticulture/PBDA	Horticulture
164	2017-18			Banana[In Ac]	Timi	0.40	10ac	4.00	10	10/BF		Horticulture/PBDA	Horticulture
165	2017-18			Cashew nut plantation[In Ac]	Timi	0.15	4ac	0.60	20	20/BF		Horticulture/PBDA	Horticulture
166	2017-18			Mango & Orange[In Ac]	Timi	0.37	9ac	3.33	20	20/BF		Horticulture/PBDA	Horticulture
167	2017-18			Ginger, Turmeric Seeds [In Ac]	Timi	0.36	10ac	3.60	85	85/BF		Horticulture/PBDA	Horticulture
168	2017-18			Supply of Potato, Vegetable, Onion Fertilizers & Pesticide etc.[In Ac]	Duipani	0.32	15ac	4.80	131	131/BF		Horticulture/PBDA	Horticulture

Sl.No	Year	Sectors	Sub-sectors	Annual Works Proposed (along with rates)	Name of Village / Hamlet where the proposed works is to be undertaken	Unit Cost. In Lakh	Quantity (Where applicable eg. Housing roads etc.) In Numbers, In Ac, In Mtrs	Financial Target (Rs. In lakhs)	No. of PTG Beneficiaies (Male & Female Separately where feasible)			Implementing Agency (State Govt./ UT Admb./ NGO)	Funding Source
									Total	Male	Female		
I	II	III	IV	V	VI	VII	VIII	IX	X	XI	XII	X	XI
169	2017-18			Banana[In Ac]	Duipani	0.40	10ac	4.00	10	10/BF		Horticulture/PBDA	Horticulture
170	2017-18			Cashew nut plantation[In Ac]	Duipani	0.15	4ac	0.60	20	20/BF		Horticulture/PBDA	Horticulture
171	2017-18			Mango & Orange[In Ac]	Duipani	0.37	9ac	3.33	20	20/BF		Horticulture/PBDA	Horticulture
172	2017-18			Ginger, Turmeric Seeds [In Ac]	Duipani	0.36	10ac	3.60	131	131/BF		Horticulture/PBDA	Horticulture
173	2017-18			Supply of Potato, Vegetable, Onion Fertilizers & Pesticide etc.[In Ac]	Nagira	0.32	15ac	4.80	143	143/BF		Horticulture/PBDA	Horticulture
174	2017-18			Banana[In Ac]	Nagira	0.40	10ac	4.00	10	10/BF		Horticulture/PBDA	Horticulture
175	2017-18			Cashew nut plantation[In Ac]	Nagira	0.15	4ac	0.60	20	20/BF		Horticulture/PBDA	Horticulture
176	2017-18			Mango & Orange[In Ac]	Nagira	0.37	9ac	3.33	20	20/BF		Horticulture/PBDA	Horticulture
177	2017-18			Ginger, Turmeric Seeds [In Ac]	Nagira	0.36	10ac	3.60	131	131/BF		Horticulture/PBDA	Horticulture
178	2017-18			Supply of Potato, Vegetable, Onio, Fertilizers & Pesticide etc.[In Ac]	Sibida	0.32	12ac	3.84	86	86/BF		Horticulture/PBDA	Horticulture
179	2017-18			Banana[In Ac]	Sibida	0.40	10ac	4.00	10	10/BF		Horticulture/PBDA	Horticulture

Sl.No	Year	Sectors	Sub-sectors	Annual Works Proposed (along with rates)	Name of Village / Hamlet where the proposed works is to be undertaken	Unit Cost. In Lakh	Quantity (Where applicable eg. Housing roads etc.) In Numbers, In Ac, In Mtrs	Financial Target (Rs. In lakhs)	No. of PTG Beneficiaies (Male & Female Separately where feasible)			Implementing Agency (State Govt./ UT Admb./ NGO)	Funding Source
									Total	Male	Female		
I	II	III	IV	V	VI	VII	VIII	IX	X	XI	XII	X	XI
180	2017-18			Cashew nut plantation[In Ac]	Sibida	0.15	4ac	0.60	20	20/BF		Horticulture/PBDA	Horticulture
181	2017-18			Mango & Orange[In Ac]	Sibida	0.34	5ac	1.70	20	20/BF		Horticulture/PBDA	Horticulture
182	2017-18			Ginger, Turmeric Seeds [In Ac]	Sibida	0.30	8ac	2.40	86	86/BF		Horticulture/PBDA	Horticulture
183	2017-18			Supply of Potato, Vegetable, Onion Fertilizers & Pesticide etc.[In Ac]	Kadambinipur	0.32	4ac	1.28	39	39/BF		Horticulture/PBDA	Horticulture
184	2017-18			Banana[In Ac]	Kadambinipur	0.40	5ac	2.00	5	5/BF		Horticulture/PBDA	Horticulture
185	2017-18			Cashew nut plantation[In Ac]	Kadambinipur	0.15	2ac	0.30	5	5/BF		Horticulture/PBDA	Horticulture
186	2017-18			Mango & Orange[In Ac]	Kadambinipur	0.37	2ac	0.74	5	5/BF		Horticulture/PBDA	Horticulture
187	2017-18			Ginger, Turmeric Seeds [In Ac]	Kadambinipur	0.36	2ac	0.72	39	39/BF		Horticulture/PBDA	Horticulture
188	2017-18			Supply of Potato, Vegetable, Onion Fertilizers & Pesticide etc.	Jamudiha	0.32	4ac	1.28	32	32/BF		Horticulture/PBDA	Horticulture
189	2017-18			Cashew nut plantation	Jamudiha	0.15	2ac	0.30	5	5/BF		Horticulture/PBDA	Horticulture
190	2017-18			Ginger, Turmeric Seeds [In Ac]	Jamudiha	0.36	2ac	0.72	32	32/BF		Horticulture/PBDA	Horticulture

Sl.No	Year	Sectors	Sub-sectors	Annual Works Proposed (along with rates)	Name of Village / Hamlet where the proposed works is to be undertaken	Unit Cost. In Lakh	Quantity (Where applicable eg. Housing roads etc.) In Numbers, In Ac, In Mtrs	Financial Target (Rs. In lakhs)	No. of PTG Beneficiaies (Male & Female Separately where feasible)			Implementing Agency (State Govt./ UT Admb./ NGO)	Funding Source
									Total	Male	Female		
I	II	III	IV	V	VI	VII	VIII	IX	X	XI	XII	X	XI
191	2017-18			Supply of Potato, Vegetable, Onion Fertilizers & Pesticide etc.	Balibahal	0.32	5ac	1.60	47	47/BF		Horticulture/PBDA	Horticulture
192	2017-18			Cashew nut plantation	Balibahal	0.15	2ac	0.30	5	5/BF		Horticulture/PBDA	Horticulture
193	2017-18			Ginger, Turmeric Seeds [In Ac]	Balibahal	0.36	3ac	1.08	47	47/BF		Horticulture/PBDA	Horticulture
194	2017-18			Supply of Potato, Vegetable, Onion Fertilizers & Pesticide etc.	Rugudihi	0.32	4ac	1.28	40	40/BF		Horticulture/PBDA	Horticulture
195	2017-18			Cashew nut plantation	Rugudihi	0.15	2ac	0.30	5	5/BF		Horticulture/PBDA	Horticulture
196	2017-18			Ginger, Turmeric Seeds [In Ac]	Rugudihi	0.36	2ac	0.72	40	40/BF		Horticulture/PBDA	Horticulture
197	2017-18			Supply of Potato, Vegetable, Onion Fertilizers & Pesticide etc.	Salei	0.32	12ac	3.84	81	81/BF		Horticulture/PBDA	Horticulture
198	2017-18			Cashew nut plantation	Salei	0.15	3ac	0.45	20	20/BF		Horticulture/PBDA	Horticulture
199	2017-18			Ginger, Turmeric Seeds [In Ac]	Salei	0.36	10ac	3.60	81	81/BF		Horticulture/PBDA	Horticulture
200	2017-18			Supply of Potato, Vegetable, Onion Fertilizers & Pesticide etc.	Sandhar	0.32	5ac	1.60	63	63/BF		Horticulture/PBDA	Horticulture
201	2017-18			Cashew nut plantation	Sandhar	0.15	2ac	0.30	5	5/BF		Horticulture/PBDA	Horticulture
202	2017-18			Ginger, Turmeric Seeds [In Ac]	Sandhar	0.36	3ac	1.08	63	63/BF		Horticulture/PBDA	Horticulture

Sl.No	Year	Sectors	Sub-sectors	Annual Works Proposed (along with rates)	Name of Village / Hamlet where the proposed works is to be undertaken	Unit Cost. In Lakh	Quantity (Where applicable eg. Housing roads etc.) In Numbers, In Ac, In Mtrs	Financial Target (Rs. In lakhs)	No. of PTG Beneficiaies (Male & Female Separately where feasible)			Implementing Agency (State Govt./ UT Admb./ NGO)	Funding Source
									Total	Male	Female		
I	II	III	IV	V	VI	VII	VIII	IX	X	XI	XII	X	XI
203	2017-18			Supply of Potato, Vegetable, Onion Fertilizers & Pesticide etc.	Jallha	0.32	2ac	0.64	14	14/BF		Horticulture/PBDA	Horticulture
204	2017-18			Cashew nut plantation	Jallha	0.15	2ac	0.30	5	5/BF		Horticulture/PBDA	Horticulture
205	2017-18			Ginger, Turmeric Seeds [In Ac]	Jallha	0.36	2ac	0.72	14	14/BF		Horticulture/PBDA	Horticulture
206	2017-18			Supply of Potato, Vegetable, Onion Fertilizers & Pesticide etc.	Kaira	0.32	3ac	0.96	32	31/BF		Horticulture/PBDA	Horticulture
207	2017-18			Cashew nut plantation	Kaira	0.15	2ac	0.30	5	5/BF		Horticulture/PBDA	Horticulture
208	2017-18			Ginger, Turmeric Seeds [In Ac]	Kaira	0.36	2ac	0.72	32	31/BF		Horticulture/PBDA	Horticulture
209	2017-18			Supply of Potato, Vegetable, Onion Fertilizers & Pesticide etc.	Baradihi	0.32	5ac	1.60	52	52/BF		Horticulture/PBDA	Horticulture
210	2017-18			Cashew nut plantation	Baradihi	0.15	2ac	0.30	5	5/BF		Horticulture/PBDA	Horticulture
211	2017-18			Ginger, Turmeric Seeds [In Ac]	Baradihi	0.36	2ac	0.72	52	52/BF		Horticulture/PBDA	Horticulture
212	2017-18			Supply of Potato, Vegetable, Onion Fertilizers & Pesticide etc.	Barunadihi	0.32	4ac	1.28	32	31/BF		Horticulture/PBDA	Horticulture
213	2017-18			Cashew nut plantation	Barunadihi	0.15	2ac	0.30	5	5/BF		Horticulture/PBDA	Horticulture
214	2017-18			Ginger, Turmeric Seeds [In Ac]	Barunadihi	0.36	2ac	0.72	32	31/BF		Horticulture/PBDA	Horticulture

Sl.No	Year	Sectors	Sub-sectors	Annual Works Proposed (along with rates)	Name of Village / Hamlet where the proposed works is to be undertaken	Unit Cost. In Lakh	Quantity (Where applicable eg. Housing roads etc.) In Numbers, In Ac, In Mtrs	Financial Target (Rs. In lakhs)	No. of PTG Beneficiaries (Male & Female Separately where feasible)			Implementing Agency (State Govt./ UT Admb./ NGO)	Funding Source
									Total	Male	Female		
I	II	III	IV	V	VI	VII	VIII	IX	X	XI	XII	X	XI
215	2017-18			Supply of Potato, Vegetable, Onion Fertilizers & Pesticide etc.	Rada	0.32	5ac	1.60	63	63/BF		Horticulture/PBDA	Horticulture
216	2017-18			Cashew nut plantation	Rada	0.15	2ac	0.30	5	5/BF		Horticulture/PBDA	Horticulture
217	2017-18			Ginger, Turmeric Seeds [In Ac]	Rada	0.36	2ac	0.72	63	63/BF		Horticulture/PBDA	Horticulture
218	2017-18			Supply of Potato, Vegetable, Onion Fertilizers & Pesticide etc.	Tanugula	0.32	10ac	3.20	92	92/BF		Horticulture/PBDA	Horticulture
219	2017-18			Cashew nut plantation	Tanugula	0.15	3ac	0.45	20	20/BF		Horticulture/PBDA	Horticulture
220	2017-18			Ginger, Turmeric Seeds [In Ac]	Tanugula	0.36	6ac	2.16	92	92/BF		Horticulture/PBDA	Horticulture
221	2017-18			Supply of Potato, Vegetable, Onion Fertilizers & Pesticide etc.	Bhimkand	0.32	5ac	1.60	62	62/BF		Horticulture/PBDA	Horticulture
222	2017-18			Cashew nut plantation	Bhimkand	0.15	2ac	0.30	5	5/BF		Horticulture/PBDA	Horticulture
223	2017-18			Ginger, Turmeric Seeds [In Ac]	Bhimkand	0.36	3ac	1.08	62	62/BF		Horticulture/PBDA	Horticulture
224	2017-18			Supply of Potato, Vegetable, Onion Fertilizers & Pesticide etc.	Bandhabhain	0.32	5ac	1.60	51	51/BF		Horticulture/PBDA	Horticulture
225	2017-18			Cashew nut plantation	Bandhabhain	0.15	2ac	0.30	5	5/BF		Horticulture/PBDA	Horticulture
226	2017-18			Ginger, Turmeric Seeds [In Ac]	Bandhabhain	0.36	3ac	1.08	51	51/BF		Horticulture/PBDA	Horticulture

Sl.No	Year	Sectors	Sub-sectors	Annual Works Proposed (along with rates)	Name of Village / Hamlet where the proposed works is to be undertaken	Unit Cost. In Lakh	Quantity (Where applicable eg. Housing roads etc.) In Numbers, In Ac, In Mtrs	Financial Target (Rs. In lakhs)	No. of PTG Beneficiaries (Male & Female Separately where feasible)			Implementing Agency (State Govt./ UT Admb./ NGO)	Funding Source
									Total	Male	Female		
I	II	III	IV	V	VI	VII	VIII	IX	X	XI	XII	X	XI
227	2017-18			Supply of Potato, Vegetable, Onion Fertilizers & Pesticide etc.	Ganeswarpu r	0.32	2ac	0.64	9	9/BF		Horticultu re/PBDA	Horticulture
228	2017-18			Cashew nut plantation	Ganeswarpu r	0.15	1ac	0.15	5	5/BF		Horticultu re/PBDA	Horticulture
229	2017-18			Ginger, Turmeric Seeds [In Ac]	Ganeswarpu r	0.36	2ac	0.72	9	9/BF		Horticultu re/PBDA	Horticulture
230	2017-18			Supply of Potato, Vegetable, Onion Fertilizers & Pesticide etc.	Pattamund	0.32	5ac	1.60	45	45/BF		Horticultu re/PBDA	Horticulture
231	2017-18			Cashew nut plantation	Pattamund	0.15	2ac	0.30	5	5/BF		Horticultu re/PBDA	Horticulture
232	2017-18			Ginger, Turmeric Seeds [In Ac]	Pattamund	0.36	3ac	1.08	45	45/BF		Horticultu re/PBDA	Horticulture
233	2017-18			Supply of Potato, Vegetable, Onion Fertilizers & Pesticide etc.	Itee	0.32	5ac	1.60	41	41/BF		Horticultu re/PBDA	Horticulture
234	2017-18			Cashew nut plantation	Itee	0.15	1ac	0.15	5	5/BF		Horticultu re/PBDA	Horticulture
235	2017-18			Ginger, Turmeric Seeds [In Ac]	Itee	0.36	3ac	1.08	41	41/BF		Horticultu re/PBDA	Horticulture
236	2017-18			Supply of Potato, Vegetable, Onion Fertilizers & Pesticide etc.	Siaria	0.32	5ac	1.60	37	37/BF		Horticultu re/PBDA	Horticulture
237	2017-18			Cashew nut plantation	Siaria	0.15	2ac	0.30	5	5/BF		Horticultu re/PBDA	Horticulture
238	2017-18			Ginger, Turmeric Seeds [In Ac]	Siaria	0.36	3ac	1.08	37	37/BF		Horticultu re/PBDA	Horticulture

Sl.No	Year	Sectors	Sub-sectors	Annual Works Proposed (along with rates)	Name of Village / Hamlet where the proposed works is to be undertaken	Unit Cost. In Lakh	Quantity (Where applicable eg. Housing roads etc.) In Numbers, In Ac, In Mtrs	Financial Target (Rs. In lakhs)	No. of PTG Beneficiaies (Male & Female Separately where feasible)			Implementing Agency (State Govt./ UT Admb./ NGO)	Funding Source
									Total	Male	Female		
I	II	III	IV	V	VI	VII	VIII	IX	X	XI	XII	X	XI
239	2017-18			Supply of Potato, Vegetable, Onion Fertilizers & Pesticide etc.	Kurtibasapur	0.32	2ac	0.64	9	9/BF		Horticulture/PBDA	Horticulture
240	2017-18			Cashew nut plantation	Kurtibasapur	0.15	1ac	0.15	5	5/BF		Horticulture/PBDA	Horticulture
241	2017-18			Ginger, Turmeric Seeds [In Ac]	Kurtibasapur	0.36	2ac	0.72	9	9/BF		Horticulture/PBDA	Horticulture
242	2017-18			Supply of Potato, Vegetable, Onion Fertilizers & Pesticide etc.	Khadaka	0.32	32ac	3.20	81	81/BF		Horticulture/PBDA	Horticulture
243	2017-18			Cashew nut plantation	Khadaka	0.15	3ac	0.45	20	20/BF		Horticulture/PBDA	Horticulture
244	2017-18			Ginger, Turmeric Seeds [In Ac]	Khadaka	0.36	10ac	3.60	81	81/BF		Horticulture/PBDA	Horticulture
245	2017-18			Supply of material for Mushroom Cultivation	26 villages	0.05	150nos	7.50	250	250/BF		Horticulture/PBDA	Horticulture
246	2017-18			Const. of a One Poly House	Nagira	5.00	1	5.00	200	200/BF		PBDA	Horticulture
247	2017-18			Const. of hybrid Solar drier 1 unit	Khadaka	12.00	1	12.00	250	250/BF		PBDA	Horticulture
248	2017-18			Sub-total				182.27					
249	2017-18		Agriculture	Maize Cultivation	Jamardihi	0.05	5ac	0.25	144	144/BF		PBDA/ Agriculture	Agriculture
250	2017-18			Mustard Cultivation	Jamardihi	0.025	5ac	0.125	144	144/BF		PBDA/ Agriculture	Agriculture
251	2017-18			Maize Cultivation	Dudipani	0.05	10ac	0.50	118	118/BF		PBDA/ Agriculture	Agriculture

Sl.No	Year	Sectors	Sub-sectors	Annual Works Proposed (along with rates)	Name of Village / Hamlet where the proposed works is to be undertaken	Unit Cost. In Lakh	Quantity (Where applicable eg. Housing roads etc.) In Numbers, In Ac, In Mtrs	Financial Target (Rs. In lakhs)	No. of PTG Beneficiaies (Male & Female Separately where feasible)			Implementing Agency (State Govt./ UT Admb./ NGO)	Funding Source
									Total	Male	Female		
I	II	III	IV	V	VI	VII	VIII	IX	X	XI	XII	X	XI
252	2017-18			Mustard Cultivation	Dudipani	0.025	10ac	0.25	118	118/BF		PBDA/ Agriculture	Agriculture
253	2017-18			Maize Cultivation	Timi	0.05	10ac	0.50	85	85/BF		PBDA/ Agriculture	Agriculture
254	2017-18			Mustard Cultivation	Timi	0.025	10ac	0.25	85	85/BF		PBDA/ Agriculture	Agriculture
255	2017-18			Paddy Cuvivation	Timi	0.02	10ac	0.20	85	85/BF		PBDA/ Agriculture	Agriculture
256	2017-18			Wheat Cultivation	Duipani	0.05	10ac	0.50	131	131/BF		PBDA/ Agriculture	Agriculture
257	2017-18			Maize Cultivation	Duipani	0.05	10ac	0.50	131	131/BF		PBDA/ Agriculture	Agriculture
258	2017-18			Mustard Cultivation	Duipani	0.025	5ac	0.125	131	131/BF		PBDA/ Agriculture	Agriculture
259	2017-18			Wheat Cultivation	Nagira	0.05	10ac	0.50	143	143/BF		PBDA/ Agriculture	Agriculture
260	2017-18			Maize Cultivation	Nagira	0.05	10ac	0.50	143	143/BF		PBDA/ Agriculture	Agriculture
261	2017-18			Paddy Cuvivation	Nagira	0.02	6ac	0.12	143	143/BF		PBDA/ Agriculture	Agriculture
262	2017-18			Mustard Cultivation	Nagira	0.025	5ac	0.125	143	143/BF		PBDA/ Agriculture	Agriculture
263	2017-18			Wheat Cultivation	Sibida	0.05	30ac	1.50	86	86/BF		PBDA/ Agriculture	Agriculture

Sl.No	Year	Sectors	Sub-sectors	Annual Works Proposed (along with rates)	Name of Village / Hamlet where the proposed works is to be undertaken	Unit Cost. In Lakh	Quantity (Where applicable eg. Housing roads etc.) In Numbers, In Ac, In Mtrs	Financial Target (Rs. In lakhs)	No. of PTG Beneficiaies (Male & Female Separately where feasible)			Implementing Agency (State Govt./ UT Admb./ NGO)	Funding Source
									Total	Male	Female		
I	II	III	IV	V	VI	VII	VIII	IX	X	XI	XII	X	XI
264	2017-18			Maize Cultivation	Sibida	0.05	10ac	0.50	86	86/BF		PBDA/ Agriculture	Agriculture
265	2017-18			Mustard Cultivation	Sibida	0.025	5ac	0.125	86	86/BF		PBDA/ Agriculture	Agriculture
266	2017-18			Wheat Cultivation	Kadambinipur	0.05	5ac	0.25	39	39/BF		PBDA/ Agriculture	Agriculture
267	2017-18			Maize Cultivation	Kadambinipur	0.05	2ac	0.10	5	39/BF		PBDA/ Agriculture	Agriculture
268	2017-18			Mustard Cultivation	Kadambinipur	0.025	2ac	0.05	5	39/BF		PBDA/ Agriculture	Agriculture
269	2017-18			Wheat Cultivation	Jamudiha	0.05	5ac	0.25	39	31/BF		PBDA/ Agriculture	Agriculture
270	2017-18			Maize Cultivation	Jamudiha	0.05	2ac	0.10	5	31/BF		PBDA/ Agriculture	Agriculture
271	2017-18			Mustard Cultivation	Jamudiha	0.025	2ac	0.05	5	31/BF		PBDA/ Agriculture	Agriculture
272	2017-18			Maize Cultivation	Balibahal	0.05	7 ac	0.35	47	47/BF		PBDA/ Agriculture	Agriculture
273	2017-18			Paddy Cuvivation	Balibahal	0.02	7 ac	0.14	47	47/BF		PBDA/ Agriculture	Agriculture
274	2017-18			Mustard Cultivation	Balibahal	0.025	7 ac	0.175	47	47/BF		PBDA/ Agriculture	Agriculture
275	2017-18			Maize Cultivation	Rugudihi	0.05	5ac	0.25	40	40/BF		PBDA/ Agriculture	Agriculture

Sl.No	Year	Sectors	Sub-sectors	Annual Works Proposed (along with rates)	Name of Village / Hamlet where the proposed works is to be undertaken	Unit Cost. In Lakh	Quantity (Where applicable eg. Housing roads etc.) In Numbers, In Ac, In Mtrs	Financial Target (Rs. In lakhs)	No. of PTG Beneficiaies (Male & Female Separately where feasible)			Implementing Agency (State Govt./ UT Admb./ NGO)	Funding Source
									Total	Male	Female		
I	II	III	IV	V	VI	VII	VIII	IX	X	XI	XII	X	XI
276	2017-18			Mustard Cultivation	Rugudihi	0.025	5ac	0.125	40	40/BF		PBDA/ Agriculture	Agriculture
277	2017-18			Maize Cultivation	Salei	0.05	10ac	0.50	81	81/BF		PBDA/ Agriculture	Agriculture
278	2017-18			Mustard Cultivation	Salei	0.025	5ac	0.125	81	81/BF		PBDA/ Agriculture	Agriculture
279	2017-18			Maize Cultivation	Sandhar	0.05	7 ac	0.35	63	63/BF		PBDA/ Agriculture	Agriculture
280	2017-18			Paddy Cuvivation	Sandhar	0.02	7 ac	0.14	63	63/BF		PBDA/ Agriculture	Agriculture
281	2017-18			Mustard Cultivation	Sandhar	0.025	7 ac	0.175	63	63/BF		PBDA/ Agriculture	Agriculture
282	2017-18			Maize Cultivation	Jallha	0.05	3 ac	0.15	14	14/BF		PBDA/ Agriculture	Agriculture
283	2017-18			Mustard Cultivation	Jallha	0.025	4 ac	0.10	14	14/BF		PBDA/ Agriculture	Agriculture
284	2017-18			Maize Cultivation	Kaira	0.05	5ac	0.25	32	31/BF		PBDA/ Agriculture	Agriculture
285	2017-18			Mustard Cultivation	Kaira	0.025	5ac	0.125	32	31/BF		PBDA/ Agriculture	Agriculture
286	2017-18			Maize Cultivation	Baradihi	0.05	7 ac	0.35	52	52/BF		PBDA/ Agriculture	Agriculture
287	2017-18			Paddy Cuvivation	Baradihi	0.02	7 ac	0.14	52	52/BF		PBDA/ Agriculture	Agriculture

Sl.No	Year	Sectors	Sub-sectors	Annual Works Proposed (along with rates)	Name of Village / Hamlet where the proposed works is to be undertaken	Unit Cost. In Lakh	Quantity (Where applicable eg. Housing roads etc.) In Numbers, In Ac, In Mtrs	Financial Target (Rs. In lakhs)	No. of PTG Beneficiaies (Male & Female Separately where feasible)			Implementing Agency (State Govt./ UT Admb./ NGO)	Funding Source
									Total	Male	Female		
I	II	III	IV	V	VI	VII	VIII	IX	X	XI	XII	X	XI
288	2017-18			Mustard Cultivation	Baradihi	0.025	5 ac	0.125	52	52/BF		PBDA/ Agriculture	Agriculture
289	2017-18			Maize Cultivation	Barunadihi	0.05	5ac	0.25	32	31/BF		PBDA/ Agriculture	Agriculture
290	2017-18			Paddy Cuvivation	Barunadihi	0.02	5ac	0.10	32	31/BF		PBDA/ Agriculture	Agriculture
291	2017-18			Mustard Cultivation	Barunadihi	0.025	5ac	0.125	32	31/BF		PBDA/ Agriculture	Agriculture
292	2017-18			Maize Cultivation	Rada	0.05	7 ac	0.35	63	63/BF		PBDA/ Agriculture	Agriculture
293	2017-18			Paddy Cuvivation	Rada	0.02	3ac	0.06	63	63/BF		PBDA/ Agriculture	Agriculture
294	2017-18			Mustard Cultivation	Rada	0.025	7 ac	0.175	63	63/BF		PBDA/ Agriculture	Agriculture
295	2017-18			Maize Cultivation	Tanugula	0.05	5ac	0.25	92	92/BF		PBDA/ Agriculture	Agriculture
296	2017-18			Mustard Cultivation	Tanugula	0.025	5ac	0.125	92	92/BF		PBDA/ Agriculture	Agriculture
297	2017-18			Maize Cultivation	Bhimkand	0.05	7 ac	0.35	62	62/BF		PBDA/ Agriculture	Agriculture
298	2017-18			Mustard Cultivation	Bhimkand	0.025	7 ac	0.175	62	62/BF		PBDA/ Agriculture	Agriculture
299	2017-18			Maize Cultivation	Bandhabhui n	0.05	7 ac	0.35	51	51/BF		PBDA/ Agriculture	Agriculture

Sl.No	Year	Sectors	Sub-sectors	Annual Works Proposed (along with rates)	Name of Village / Hamlet where the proposed works is to be undertaken	Unit Cost. In Lakh	Quantity (Where applicable eg. Housing roads etc.) In Numbers, In Ac, In Mtrs	Financial Target (Rs. In lakhs)	No. of PTG Beneficiaies (Male & Female Separately where feasible)			Implementing Agency (State Govt./ UT Admb./ NGO)	Funding Source
									Total	Male	Female		
I	II	III	IV	V	VI	VII	VIII	IX	X	XI	XII	X	XI
300	2017-18			Mustard Cultivation	Bandhabhain	0.025	7 ac	0.175	51	51/BF		PBDA/ Agriculture	Agriculture
301	2017-18			Maize Cultivation	Ganeswarpur	0.05	7 ac	0.35	51	51/BF		PBDA/ Agriculture	Agriculture
302	2017-18			Mustard Cultivation	Ganeswarpur	0.025	3 ac	0.075	9	9/BF		PBDA/ Agriculture	Agriculture
303	2017-18			Maize Cultivation	Pattamund	0.05	10ac	0.50	45	45/BF		PBDA/ Agriculture	Agriculture
304	2017-18			Mustard Cultivation	Pattamund	0.025	5ac	0.125	45	45/BF		PBDA/ Agriculture	Agriculture
305	2017-18			Maize Cultivation	Itee	0.05	7 ac	0.35	41	41/BF		PBDA/ Agriculture	Agriculture
306	2017-18			Mustard Cultivation	Itee	0.025	7 ac	0.175	41	41/BF		PBDA/ Agriculture	Agriculture
307	2017-18			Maize Cultivation	Siaria	0.05	7 ac	0.35	37	37/BF		PBDA/ Agriculture	Agriculture
308	2017-18			Mustard Cultivation	Siaria	0.025	7 ac	0.175	37	37/BF		PBDA/ Agriculture	Agriculture
309	2017-18			Maize Cultivation	Kurtibaspur	0.05	3 ac	0.15	9	9/BF		PBDA/ Agriculture	Agriculture
310	2017-18			Mustard Cultivation	Kurtibaspur	0.025	3ac	0.075	9	9/BF		PBDA/ Agriculture	Agriculture
311	2017-18			Maize Cultivation	Khadaka	0.05	10ac	0.50	81	81/BF		PBDA/ Agriculture	Agriculture

Sl.No	Year	Sectors	Sub-sectors	Annual Works Proposed (along with rates)	Name of Village / Hamlet where the proposed works is to be undertaken	Unit Cost. In Lakh	Quantity (Where applicable eg. Housing roads etc.) In Numbers, In Ac, In Mtrs	Financial Target (Rs. In lakhs)	No. of PTG Beneficiaies (Male & Female Separately where feasible)			Implementing Agency (State Govt./ UT Admb./ NGO)	Funding Source
									Total	Male	Female		
I	II	III	IV	V	VI	VII	VIII	IX	X	XI	XII	X	XI
312	2017-18			Mustard Cultivation	Khadaka	0.025	5ac	0.125	81	81/BF		PBDA/ Agriculture	Agriculture
313	2017-18			Supply of 3.1HP Pump sets with delivery Pipe	5village	0.20	15	3.00	15	15/BF		Agriculture 50% Subsidy	SCA to TSP
314	2017-18			Supply of Spayer Machine	5 villages	0.02	30	0.60	30	30/BF		Agriculture 50% Subsidy	SCA to TSP
315	2017-18			Supply of Vegetable carats	5 villages	0.01	500	5.00	500	500/BF		PBDA/ Agriculture	Agriculture
316	2017-18			Sub-total				24.98					
317	2017-18		Animal Husbandry	27nos of Beneficiary require Plough Bullok at Pattamund	Pattamund	0.30	27	8.01	27	27/BF		PBDA	CCD
318	2017-18			45nos of Beneficiary require 5-Goat at Pattamund	Pattamund	0.25	45	22.50	45	45/BF		PBDA	CCD
319	2017-18			97nos of Beneficiary are required in Plough Bullock at Dudipani	Dudipani	0.30	97	29.10	97	97/BF		PBDA	CCD
320	2017-18			118nos of Beneficiary require 5-Goat at Dudipani	Dudipani	0.25	118	29.50	118	118/BF		PBDA	CCD
321	2017-18			118nos of Beneficiary require Cow at Dudipani	Dudipani	0.10	118	11.80	118	118/BF		PBDA	CCD
322	2017-18			33nos of Beneficiary requirePlough Bullock at Barunadihi	Barunadihi	0.30	33	3.90	33	33/BF		PBDA	SCA to TSP
323	2017-18			33nos of Beneficiary require5-Goat at Barunadihi	Barunadihi	0.25	33	8.25	33	33/BF		PBDA	SCA to TSP
324	2017-18			52nos of Beneficiary require Plough Bullock at Baradihi	Baradihi	0.30	52	15.60	52	52/BF		PBDA	CCD
325	2017-18			52nos of Beneficiary require 5 Goat at Baradihi	Baradihi	0.25	52	13.00	52	52/BF		PBDA	CCD

Sl.No	Year	Sectors	Sub-sectors	Annual Works Proposed (along with rates)	Name of Village / Hamlet where the proposed works is to be undertaken	Unit Cost. In Lakh	Quantity (Where applicable eg. Housing roads etc.) In Numbers, In Ac, In Mtrs	Financial Target (Rs. In lakhs)	No. of PTG Beneficiaies (Male & Female Separately where feasible)			Implementing Agency (State Govt./ UT Admb./ NGO)	Funding Source
									Total	Male	Female		
I	II	III	IV	V	VI	VII	VIII	IX	X	XI	XII	X	XI
326	2017-18			333 of Animal Shed	Dudipani, Pattamund, Sibida, Baradihi, Barunadihi	0.40	333	133.20	333	333/BF		MGNRE GA	PR Deptt.
327	2017-18			59nos of Beneficiary require Plough Bullock at Shibida	Sibida	0.30	59	17.70	59	59/BF		PBDA	CCD
328	2017-18			65nos of Beneficiary require 5 Goat at Baradihi	Sibida	0.25	65	16.25	65	65/BF		PBDA	CCD
329	2017-18			2 nos of Beneficiary require 1 nos Cow at Jamardihi	Sibida	0.20	2	0.40	2	2/BF		PBDA	CCD
330	2017-18			5 nos of Beneficiary require 1 nos Cow at Pattamund	Pattamund	0.15	5	0.75	5	5/BF		PBDA	CCD
331	2017-18			2nos of Beneficiary require Plough Bullok at Kurtibasapur	Kurtibasapur	0.30	2	0.60	2	2/BF		PBDA	CCD
332	2017-18			6nos of Beneficiary require 5-Goat at Kurtibasapur	Kurtibasapur	0.25	6	3.00	6	6/BF		PBDA	SCA to TSP
333	2017-18			20nos of Beneficiary require Plough Bullock at Jamudiha	Jamudiha	0.30	20	6.00	20	20/BF		PBDA	SCA to TSP
334	2017-18			31nos of Beneficiary require 5Goat at Jamudiha	Jamudiha	0.25	31	7.75	31	31/BF		PBDA	SCA to TSP
335	2017-18			2nos of Beneficiary require 1 nos Cow at Kurtibasapur	Kurtibasapur	0.15	2	0.30	2	2/BF		PBDA	CCD
336	2017-18			143nos of Beneficiary require Plough Bullock at Nagira	Nagira	0.30	143	71.50	143	143/BF		PBDA	CCD
337	2017-18			143nos of Beneficiary require 5-Goat at Ngira	Nagira	0.25	143	38.25	143	143/BF		PBDA	CCD
338	2017-18			101nos of Beneficiary require Plough Bullock at Jamardihi	Jamardihi	0.30	101	30.30	101	101/BF		PBDA	CCD
339	2017-18			325 nos Animal Shed	Jamardihi, Nagira, Jamudiha, Krutibasapur	0.40	325	130.00	325	325/BF		MGNRE GA	PR Deptt.

Sl.No	Year	Sectors	Sub-sectors	Annual Works Proposed (along with rates)	Name of Village / Hamlet where the proposed works is to be undertaken	Unit Cost. In Lakh	Quantity (Where applicable eg. Housing roads etc.) In Numbers, In Ac, In Mtrs	Financial Target (Rs. In lakhs)	No. of PTG Beneficiaies (Male & Female Separately where feasible)			Implementing Agency (State Govt./ UT Admb./ NGO)	Funding Source
									Total	Male	Female		
I	II	III	IV	V	VI	VII	VIII	IX	X	XI	XII	X	XI
340	2017-18			133nos of Beneficiary require 5-Goat at Jamardihi	Jamardihi	0.25	133	33.25	133	133/BF		PBDA	CCD
341	2017-18			100nos of Beneficiary require 2 nos Cow at Jamardihi	Jamardihi	0.20	100	20.00	100	100/BF		PBDA	CCD
342	2017-18			Animal Health camps[In Nos]	26Villages	0.20	1	0.20	1625			PBDA	A & H Deptt.
343	2017-18			Sub-total				651.11					
344	2017-18		Market Link	Const. of 6 nos Shop	Barunadihi	0.50	6	3.00	6	6/BF		PBDA	CCD
345	2017-18			32 nos beneficiaries needs to Business	Sibida	0.50	32	16.00	32	32/BF		PBDA	CCD
346	2017-18			Const. of 4 nos Shop	Barunadihi	0.50	4	2.00	4	4BF		PBDA	CCD
347	2017-18			Const. of PINDIs/Platforms at weekly Market Place at Baradihi	Baradihi	10.00	2	20.00	1020	1020/BF		PBDA	CCD
348	2017-18			Carpaenter materials 10 nos	Dudipani	0.25	10	2.25	10	10/BF		PBDA	CCD
349	2017-18			Const. of 4 nos Shop	Nagira	0.50	4	2.00	4	4/BF		PBDA	CCD
350	2017-18			Tailor Machine 10 nos	Nagira	0.10	10	1.50	10	10/BF		PBDA	CCD
351	2017-18			Carpenter Materials 5 nos	Nagira	0.25	5	1.25	5	5/BF		PBDA	CCD
352	2017-18			Const. of 4 nos Shop	Jamardihi	0.50	2	2.00	4	4/BF		PBDA	CCD
353	2017-18			Tailor Machine 10 nos	Jamardihi	0.15	12	1.80	12	12/BF		PBDA	CCD
354	2017-18			Const. of PINDIs/Platforms at weekly Market Place at Jamardihi	Jamardihi	10.00	2	20.00	1020	1020/BF		PBDA	CCD
355	2017-18			Sub-total				71.80					
356	2017-18		Social Security	Renewal of AABY	25 villages	0.00100	1	1.63	1625	1625/BF		PBDA	CCD
357	2017-18			Sub-total				1.63					
358	2017-18		Promotion of SHG	Processing Unit for Horticulture Product/ NTFP	400 nos	0.025	400	10.00	400	400/BF		PBDA	CCD
359	2017-18			Const. of 2 nos MCU	5 villages	3.50	2	7.00		325/BF		PBDA	CCD
360	2017-18			Sub-total				17.00					
361	2017-18	Total						1280.78					
362	2017-18			Const. of Bishirikothi -cum-Knowledge Centre	Dudipani	6.00	1	6.00	118	118/BF		PBDA	CCD

Sl.No	Year	Sectors	Sub-sectors	Annual Works Proposed (along with rates)	Name of Village / Hamlet where the proposed works is to be undertaken	Unit Cost. In Lakh	Quantity (Where applicable eg. Housing roads etc.) In Numbers, In Ac, In Mtrs	Financial Target (Rs. In lakhs)	No. of PTG Beneficiaies (Male & Female Separately where feasible)			Implementing Agency (State Govt./ UT Admb./ NGO)	Funding Source
									Total	Male	Female		
I	II	III	IV	V	VI	VII	VIII	IX	X	XI	XII	X	XI
363	2017-18	Conservation of Culture		Sponsoring of cultural troupes for participation at District/State/National programme		10.00	1	10.00				PBDA	CCD
364	2017-18			Annual Tribal sports at Micoproject level to identify the sports talent		2.00	1	2.00				PBDA	Sports&youth services
365	2017-18			Exposure visit to other Micro project area		2.00	1	2.00				PBDA	CCD
366	2017-18			Const. of Bishirikothi -cum-Knowledge Centre	Barunadihi	6.00	1	6.00	38	38/BF		PBDA	CCD
367	2017-18			Const. of Bishirikothi Mandap -cum-Knowledge Centre	Baradihi	6.00	1	6.00	53	53/BF		PBDA	CCD
368	2017-18			Const. of Bisirikothi -cum-Knowledge Centre Silakala	Silakala	6.00	1	6.00	16	16/BF		PBDA	CCD
369	2017-18	Total						38.00					
370	2017-18	Capacity Building		Agriculture and Horticulture training programme	5 villages	0.50	5	2.50	336	336/BF		PBDA/Hort. & Agri.	CCD
371	2017-18			Training on Mushroom Cultivation Programme	10 villages	0.01	250	2.50	250	250/BF		PBDA/Hort.	CCD
372	2017-18			Training of Horticulture crops cultivation Banana, Cashew nut, Mango	10 villages	0.20	10	2.00	250	250/BF		PBDA/Hort.	CCD
373	2017-18			Exposure visit of progressive farmer within state		0.10	5	1.50	300	300/BF		PBDA	CCD
374	2017-18			Training of Progressive farmer on intensive agriculture practices		0.15	10	1.50	300	300/BF		PBDA	CCD
375	2017-18			Training of Organic cultivation		0.15	10	1.50	300	300/BF		PBDA/Agri.	CCD
376	2017-18			Training on Disease treatment of Bullock	10 villages	0.60	4	2.40	610	610/BF		PBDA	CCD
377	2017-18			Training on Disease treatment of Goat	10 villages	0.60	4	2.40	610	610/BF		PBDA	CCD

Sl.No	Year	Sectors	Sub-sectors	Annual Works Proposed (along with rates)	Name of Village / Hamlet where the proposed works is to be undertaken	Unit Cost. In Lakh	Quantity (Where applicable eg. Housing roads etc.) In Numbers, In Ac, In Mtrs	Financial Target (Rs. In lakhs)	No. of PTG Beneficiaies (Male & Female Separately where feasible)			Implementing Agency (State Govt./ UT Admb./ NGO)	Funding Source	
									Total	Male	Female			
I	II	III	IV	V	VI	VII	VIII	IX	X	XI	XII	X	XI	
378	2017-18			Exposure visit toChipilima		1.00	10	10.00	300	300/BF		PBDA	CCD	
379	2017-18			Training on Pisciculture		0.10	3	0.30	30	30/BF		PBDA	CCD	
380	2017-18			Training on Malaria Prevention	26 Villages	0.26	10 nos	2.60	1625	1625/B F		PBDA	CCD	
381	2017-18			Training on importance of Toilet const. and use	26 Villages	0.44	10 nos	4.40	1625	1625/B F		PBDA	CCD	
382	2017-18			Training on wooden Handicraft	5 GP	0.35	6 nos	2.10	100	250/BF		PBDA	CCD	
383	2017-18			Training to tribal artisan on pottery	5 GP	0.35	3nos	1.05	100	100/BF		PBDA	CCD	
384	2017-18	Total						36.75						
385	2017-18	Project Management / NGO/Institutional Mechanism & Monitoring / IEC / Publication		Remuneration of MPW @ 6000/- per month x 12 x 9 [In Nos]	26 Villages	0.72	9	1.08	1625	1625/ BF		PBDA	CCD	
386	2017-18							5.40					OPELIP	
387	2017-18				Hiring Charges for Field Visit		2.00	25 Villages	2.00	26	26 Villag es	0	PBDA	CCD
388	2017-18			Computerized work and Photography of developmental work	25 villages	0.50	1	0.50				PBDA	CCD	
389	2017-18			Misc Contingency, PBDA Office, Jamaradhi		2.00	1	2.00				PBDA	CCD	
390	2017-18			Project management/Adminstrative charges	PBDA, Office			36.50					CCD	
391	2017-18	Total							47.48					
392	2017-18	TOTAL							3055.03					

Sl.No	Year	Sectors	Sub-sectors	Annual Works Proposed (along with rates)	Name of Village / Hamlet where the proposed works is to be undertaken	Unit Cost. In Lakh	Quantity (Where applicable eg. Housing roads etc.) In Numbers, In Ac, In Mtrs	Financial Target (Rs. In lakhs)	No. of PTG Beneficiaies (Male & Female Separately where feasible)			Implementing Agency (State Govt./ UT Admb./ NGO)	Funding Source
									Total	Male	Female		
I	II	III	IV	V	VI	VII	VIII	IX	X	XI	XII	X	XI
19	2018-19			Helper(6050/-x12x2)	Sibida	0.0605	2	0.3120				PBDA	MoTA
20	2018-19			Sweeper(6050/-x12x2)	Sibida	0.0605	2	1.1400				PBDA	CCD
21	2018-19							0.3120				PBDA	MoTA
22	2018-19			Boys Educational Complex,Bsc,B.Ed(PCM)	Sibida		1	1.62				PBDA	CCD
23	2018-19			B.A,B.Ed	Sibida		1	1.62				PBDA	CCD
24	2018-19			Bsc,B.Ed(CBZ)	Sibida		1	1.62				PBDA	CCD
25	2018-19			IA,CT	Sibida	1.12	2	2.24				PBDA	CCD
26	2018-19			Hindi/Sanskrit Teacher	Sibida	1.62	2	3.24				PBDA	CCD
27	2018-19			Matric CT	Sibida	0.91	3	2.74				PBDA	CCD
28	2018-19			PET	Sibida		1	0.92				PBDA	CCD
29	2018-19			Peon	Sibida		1	0.58				PBDA	CCD
30	2018-19			Attendant	Sibida		2	1.39				PBDA	CCD
31	2018-19			Helper	Sibida		2	1.00				PBDA	CCD
32	2018-19			CCA	Sibida		2	1.16				PBDA	CCD
33	2018-19			Jr.Clerk	Sibida		1	0.84				PBDA	CCD
34	2018-19			Sub-total				93.65					
35	2018-19		Health & Nutrition	Rembrusements of medical bills of PTGs [In Nos]	26 Villages	0.18	26	4.50	6509			PBDA	CCD
36	2018-19			Health Camps[In Nos]	26 Villages	0.20	26	5.20	6509			H & FW/PBDA	CCD
37	2018-19			State level Refresher of Key Officials Micro Project on General Health & Nutrition Programmes (2days)[In Nos]		0.03	6	0.18	6			SCSTRTI (UNICEF Supported)	(H& FW)UNICEF
38	2018-19			Project Level Refresher Of officials & other Functionaries of Micro Project on General health & Nutrition Programmes (2days) [In Nos]		0.007	25	0.175	20			Micro Project (UNICEF Supported)	(H& FW)UNICEF

Sl.No	Year	Sectors	Sub-sectors	Annual Works Proposed (along with rates)	Name of Village / Hamlet where the proposed works is to be undertaken	Unit Cost. In Lakh	Quantity (Where applicable eg. Housing roads etc.) In Numbers, In Ac, In Mtrs	Financial Target (Rs. In lakhs)	No. of PTG Beneficiaies (Male & Female Separately where feasible)			Implementing Agency (State Govt./ UT Admb./ NGO)	Funding Source
									Total	Male	Female		
I	II	III	IV	V	VI	VII	VIII	IX	X	XI	XII	X	XI
39	2018-19			Reprinting of Sickle Cell School Health Card [In Nos]		0.0005	100	0.05	100			Micro Project (UNICEF Supported)	(H& FW)UNICEF
40	2018-19			Yearly Sickle Cell Screening of all children (0-14Years) [In Nos]		0.001	500	0.5	500			Micro Project	CCD
41	2018-19			Half yearly third party monitoring of Programme Indicators, Sharing of findings and action plan finalisation[In Nos]		LS		0.5				Micro Project (UNICEF Supported)	(H& FW)UNICEF
42	2018-19			Monthly Review of MP by collector		0.005	12	0.06				UNICEF	(H& FW)UNICEF
43	2018-19			Project level Refresher Training of officials and field functionaries (Health & ICDS, SC & STs) Women SHGs on improving Women Nutrition (SWAVIMAAN) 2 days [In Nos]	Sandhar	0.007	25	0.175	25			Micro Project (UNICEF Supported)	(H& FW)UNICEF
44	2018-19			Project level training on Innovative communication IPC tools for Improving Infant & Young child Feeding Practices (Orientation of Front Line Workers on Counselling techniques and child Feeding Practices 2days [In Nos]		0.007	30	0.21	30			Micro Project (UNICEF Supported)	(H& FW)UNICEF
45	2018-19			Sub-total				11.55					
46	2018-19		Drinking Water & Sanitation	Const. of Solar drinking water Plant Piped Water connection to Households from Over Head Tank	Jalha	7.00	1	7.00	14	14/BF		RWSS	RD
47	2018-19			Const. of Sanitary Well at Kumbharmatia School	Khadaka	1.50	1	1.50	81	81/BF		RWSS	RD
48	2018-19			Const. of Solar drinking water Plant Piped Water connection to Households from Over Head Tank	Khadaka	7.00	1	7.00	30	30/BF		RWSS	RD

Sl.No	Year	Sectors	Sub-sectors	Annual Works Proposed (along with rates)	Name of Village / Hamlet where the proposed works is to be undertaken	Unit Cost. In Lakh	Quantity (Where applicable eg. Housing roads etc.) In Numbers, In Ac, In Mtrs	Financial Target (Rs. In lakhs)	No. of PTG Beneficiaies (Male & Female Separately where feasible)			Implementing Agency (State Govt./ UT Admb./ NGO)	Funding Source
									Total	Male	Female		
I	II	III	IV	V	VI	VII	VIII	IX	X	XI	XII	X	XI
49	2018-19			Const. of Solar drinking water Plant 3 nos at Duipani, Taladihi, Kadamdih	Duipani	7.00	3	21.00	163	163/BF		RWSS	RD
50	2018-19			Const. of 3nos sanitary well Duipani Upara Sahi, Ashana Pani School, Duipani Agnanwadi Centre	Duipani	1.50	3	4.50	140	140/BF		RWSS	RD
51	2018-19			Const. of Solar drinking water Plant Piped Water connection to Households from Over Head Tank	Duipani	7.00	1	7.00	31	31/BF		RWSS	RD
52	2018-19			Const. of Solar drinking water Plant	Bhimkand	7.00	2	14.00	62	62/BF		RWSS	RD
53	2018-19			Const. of Solar drinking water Plant Piped Water connection to Households from Over Head Tank	Bhimkand	7.00	1	14.00	62	62/BF		RWSS	RD
54	2018-19			Sub-total				76.00					
55	2018-19	Total						181.20					
56	2018-19	Infrastructure	Housing	23 nos of House required at Shiaria IAY	Shiaria	1.04	23	23.92	23	23/BF		Block	PR Deptt.
57	2018-19			Construction of Community Centre-cum-Knowledge Center	Jalha	7.50	1	7.50	14	14/BF		PBDA	Art 275(1)
58	2018-19			Construction of Community Centre - cum-Knowledge Center	Khadaka	7.50	1	7.50	40	40/BF		PBDA	Art 275(1)
59	2018-19			Construction of 2 nos Community Centre-cum-Knowledge Center at Ashanpani & Taladihi	Duipani	7.50	1	15.00	80	80/BF		PBDA	CCD
60	2018-19			Const. of CommunityCenter at Kadamdih	Duipani	7.50	1	7.50	32	32/BF		PBDA	CCD
61	2018-19			Construction of Community Centre-cum-Knowledge Center	Bhimkand	7.50	1	7.50	62	62/BF		PBDA	CCD
62	2018-19			5nos of House required at Jahla	Jalha	1.04	5	5.20	5	5/BF		Block	PR Deptt.
63	2018-19			75 Nos House required at Duipani (IAY)	Duipani	1.04	75	78.00	75	75/BF		Block	PR Deptt.
64	2018-19			62 nos House required at Bhimkand(IAY)	Bhimkand	1.04	62	64.48	62	62/BF		Block	PR Deptt.

Sl.No	Year	Sectors	Sub-sectors	Annual Works Proposed (along with rates)	Name of Village / Hamlet where the proposed works is to be undertaken	Unit Cost. In Lakh	Quantity (Where applicable eg. Housing roads etc.) In Numbers, In Ac, In Mtrs	Financial Target (Rs. In lakhs)	No. of PTG Beneficiaies (Male & Female Separately where feasible)			Implementing Agency (State Govt./ UT Admb./ NGO)	Funding Source
									Total	Male	Female		
I	II	III	IV	V	VI	VII	VIII	IX	X	XI	XII	X	XI
65	2018-19			Repair of Anganwadi Center	Khadaka	2.00	1	2.00	81	81/BF		PBDA/W &CD	W&CD
66	2018-19			Const. of Anganwadi Center at Kumbharmatia	Khadaka	7.50	1	7.50	40	40/BF		PBDA/W &CD	W&CD
67	2018-19			Const. of Anganwadi Boundary Wall	Duipani	7.50	1	7.50	163	163/BF		PBDA/W &CD	W&CD
68	2018-19			Const. of Angawadi Center at Kadamdiha	Duipani	7.50	1	7.50	32	32/BF		PBDA/W &CD	W&CD
69	2018-19			Sub-total				241.10					
70	2018-19		Connectivity	Const. of CC road from Bhuyan Sahi Middle Chaka to Sanatan Home at Siaria	Siaria	5.00	500mtrs	25.00	37	37/BF		PBDA	CCD
71	2018-19			Const. of CC road from Pualu Home to PBDA , open well at Siaria	Siaria	5.00	200mtrs	10.00	37	37/BF		PBDA	Art 275(1)
72	2018-19			Const. of CC Drainage System from PWD road to PBDA Open Well & Mandap Chhak to Tube well	Siaria	5.00	200mtrs	10.00	37	37/BF		PBDA	CCD
73	2018-19			Const. of CC road at Jalha village	Jalha	5.00	200mtrs	10.00	14	14/BF		PBDA	CCD
74	2018-19			Const. of CC road from Jalha to Namagaon	Jalha	5.00	500mtrs	25.00	31	31/BF		PBDA	CCD
75	2018-19			Const. of CC road from Morrum Ghati Tanugula to Khadaka	Khadaka	5.00	500mtrs	25.00	81	81/BF		PBDA	CCD
76	2018-19			Const. of CC road from Khadaka to Autala Chhaka	Khadaka	5.00	500mtrs	25.00	81	81/BF		PBDA	CCD
77	2018-19			Const. of CC road from Kumbharmatia to Buitabhuin	Khadaka	5.00	500mtrs	25.00	81	81/BF		PBDA	CCD
78	2018-19			Const. of 4nos CC Khala/Drying yard (Duipani, Taladiha, Ashanpani, Kadamdiha)	Duipani	5.00	400mtrs	20.00	132	132/BF		PBDA	CCD
79	2018-19			Const. of Morrum road &RCC Culvert from Kadamdiha Bishirikothi to Nadi	Duipani	5.00	500mtrs	25.00	163	163/BF		PBDA	CCD

Sl.No	Year	Sectors	Sub-sectors	Annual Works Proposed (along with rates)	Name of Village / Hamlet where the proposed works is to be undertaken	Unit Cost. In Lakh	Quantity (Where applicable eg. Housing roads etc.) In Numbers, In Ac, In Mtrs	Financial Target (Rs. In lakhs)	No. of PTG Beneficiaies (Male & Female Separately where feasible)			Implementing Agency (State Govt./ UT Admb./ NGO)	Funding Source
									Total	Male	Female		
I	II	III	IV	V	VI	VII	VIII	IX	X	XI	XII	X	XI
80	2018-19			Const. of CC road from Gai Gothani to Bhimkand Chhak	Bhimkand	5.00	500mtrs	25.00	62	62/BF		PBDA	CCD
81	2018-19			Const. of Bridge near Kuhla sahi Nala at Jalha	Jalha	15.00	1	15.00	14	14/BF		PBDA	CCD
82	2018-19			Const. of Bridge at Tana Nala	Duipani	15.00	1	15.00	163	163/BF		PBDA	CCD
83	2018-19			Sub-total				255.00					
84	2018-19		Electrification	Solar electrification of 81 beneficiaries at Khadaka	Khadaka	0.10	81	8.10	81	81/BF		OREDA	CCD
85	2018-19			Electrification of Street Light Point at Ashanpani, Taladiha, Kadamdiha	Duipani	0.10	3	10.00	163	163/BF		OREDA	CCD
86	2018-19			Provision of solar street light to Boys educational complex	Sibida	0.5	20	10.00	250	250/BF		OREDA/ PBDA	CCD
87	2018-19			Solar electrification of 12 beneficiaries at Siaria	Siaria	0.10	12	1.20	12	12/BF		OREDA	CCD
88	2018-19			Sub-total				29.30					
89	2018-19	Total						525.40					
90	2018-19	Sustainable Livelihood Project	Irrigation	Const. of Drainage for PWD road to Bhuyan Sahi PBDA open well at Siaria	Siaria	5.00	100mtrs	10.00	37	37/BF		PBDA	CCD
91	2018-19			Repair of Pond wall at Jalha	Jalha	2.00	1	2.00	14	14/BF		PBDA	CCD
92	2018-19			Const. of Cross Bond & CC Canal at BadudiGhar	Khadaka	5.00	1	20.00	81	81/BF		PBDA	CCD
93	2018-19			Const. of Cross Bond & CC Canal at Kalikendu (Kumbharmatia)	Khadaka	5.00	400mtrs	20.00	81	81/BF		PBDA	CCD
94	2018-19			Const. of Cross Bond & Exten. Of CC Canal at Baghanali	Khadaka	5.00	400mtrs	20.00	81	81/BF		PBDA	CCD
95	2018-19			Const. of Duipani Bada Nala of Lift Irrigation Point	Duipani	20.00	10.00m	20.00	140	140/BF		PBDA	CCD
96	2018-19			Const. of Chack Dam & CC Canal at Taladiha	Dupani	20.00	10.00m	20.00	163	163/BF		PBDA	CCD
97	2018-19			Const. of CC canal at Banita Nala	Duipani	5.00	200mtrs	10.00	132	132/BF		PBDA	Art 275(1)

Sl.No	Year	Sectors	Sub-sectors	Annual Works Proposed (along with rates)	Name of Village / Hamlet where the proposed works is to be undertaken	Unit Cost. In Lakh	Quantity (Where applicable eg. Housing roads etc.) In Numbers, In Ac, In Mtrs	Financial Target (Rs. In lakhs)	No. of PTG Beneficiaies (Male & Female Separately where feasible)			Implementing Agency (State Govt./ UT Admb./ NGO)	Funding Source
									Total	Male	Female		
I	II	III	IV	V	VI	VII	VIII	IX	X	XI	XII	X	XI
98	2018-19			Const. of Old Pond with fitting of Swiss Gate	Bhimkand	15.00	1	15.00	62	62/BF		PBDA	CCD
99	2018-19			Exten. & Repair of CC Canal at Bhimkand	Bhimkand	5.00	1000mtrs	50.00	62	62/BF		PBDA	CCD
100	2018-19			Const. of Check Dam Jhimitinala Project	Bhimkand	40.00	20.00m	40.00	62	62/BF		PBDA	CCD
101	2018-19			Sub-total				227.00					
102	2018-19		Land Development	Land Development	Siaria	0.20	15ac	3.00	37	37/BF		MGNREG A	PR Deptt.
103	2018-19			Land Development	Jahla	0.20	5ac	1.00	14	14/BF		MGNREG A	PR Deptt.
104	2018-19			Land Development	Khadaka	0.20	40ac	8.00	81	81/BF		MGNREG A	PR Deptt.
105	2018-19			Land Development	Duipani	0.20	50ac	1.00	50	50/BF		MGNREG A	PR Deptt.
106	2018-19			Land Development	Bhimkand	0.20	30ac	6.00	62	62/BF		MGNREG A	PR Deptt.
107	2018-19			Sub-total				19.00					
108	2018-19		Horticulture	Mushroom Cultivation	26 villages	0.05	150	7.50	250	250/BF		PBDA/ Horticulture	SCA to TSP
109	2018-19			Supply of Potato, Vegetable, Onion Fertilizers & Pesticide etc.	Jamardihi	0.32	12ac	3.84	144	144/BF		PBDA/ Horticulture	Horticulture
110	2018-19			Banana	Jamardihi	0.40	10ac	4.00	10	10/BF		PBDA/ Horticulture	Horticulture
111	2018-19			Cashew nut plantation	Jamardihi	0.15	4ac	0.60	20	20/BF		PBDA/ Horticulture	Horticulture
112	2018-19			Mango & Orange	Jamardihi	0.37	9ac	3.33	20	20/BF		PBDA/ Horticulture	Horticulture

Sl.No	Year	Sectors	Sub-sectors	Annual Works Proposed (along with rates)	Name of Village / Hamlet where the proposed works is to be undertaken	Unit Cost. In Lakh	Quantity (Where applicable eg. Housing roads etc.) In Numbers, In Ac, In Mtrs	Financial Target (Rs. In lakhs)	No. of PTG Beneficiaies (Male & Female Separately where feasible)			Implementing Agency (State Govt./ UT Admb./ NGO)	Funding Source
									Total	Male	Female		
I	II	III	IV	V	VI	VII	VIII	IX	X	XI	XII	X	XI
113	2018-19			Ginger, Turmeric Seeds	Jamardihi	0.36	10ac	3.60	144	144/BF		PBDA/ Horticulture	Horticulture
114	2018-19			Supply of Potato, Vegetable, Onion Fertilizers & Pesticide etc.	Dudipani	0.32	15ac	4.80	118	118/BF		PBDA/ Horticulture	Horticulture
115	2018-19			Banana	Dudipani	0.40	10ac	4.00	10	10/BF		PBDA/ Horticulture	Horticulture
116	2018-19			Cashew nut plantation	Dudipani	0.15	4ac	0.60	20	20/BF		PBDA/ Horticulture	Horticulture
117	2018-19			Mango & Orange	Dudipani	0.37	9ac	3.33	20	20/BF		PBDA/ Horticulture	Horticulture
118	2018-19			Ginger, Turmeric Seeds	Dudipani	0.36	10ac	3.60	118	118/BF		PBDA/ Horticulture	Horticulture
119	2018-19			Supply of Potato, Vegetable, Onion Fertilizers & Pesticide etc.	Timi	0.32	12ac	3.84	85	85/BF		PBDA/ Horticulture	Horticulture
120	2018-19			Banana	Timi	0.40	10ac	4.00	10	10/BF		PBDA/ Horticulture	Horticulture
121	2018-19			Cashew nut plantation	Timi	0.15	4ac	0.60	20	20/BF		PBDA/ Horticulture	Horticulture
122	2018-19			Mango & Orange	Timi	0.37	9ac	3.33	20	20/BF		PBDA/ Horticulture	Horticulture
123	2018-19			Ginger, Turmeric Seeds	Timi	0.36	10ac	3.60	85	85/BF		PBDA/ Horticulture	Horticulture
124	2018-19			Supply of Potato, Vegetable, Onion Fertilizers & Pesticide etc.	Duipani	0.32	15ac	4.80	131	131/BF		PBDA/ Horticulture	Horticulture

Sl.No	Year	Sectors	Sub-sectors	Annual Works Proposed (along with rates)	Name of Village / Hamlet where the proposed works is to be undertaken	Unit Cost. In Lakh	Quantity (Where applicable eg. Housing roads etc.) In Numbers, In Ac, In Mtrs	Financial Target (Rs. In lakhs)	No. of PTG Beneficiaies (Male & Female Separately where feasible)			Implementing Agency (State Govt./ UT Admb./ NGO)	Funding Source
									Total	Male	Female		
I	II	III	IV	V	VI	VII	VIII	IX	X	XI	XII	X	XI
125	2018-19			Banana	Duipani	0.40	10ac	4.00	10	10/BF		PBDA/ Horticulture	Horticulture
126	2018-19			Cashew nut plantation	Duipani	0.15	4ac	0.60	20	20/BF		PBDA/ Horticulture	Horticulture
127	2018-19			Mango & Orange	Duipani	0.37	9ac	3.33	20	20/BF		PBDA/ Horticulture	Horticulture
128	2018-19			Ginger, Turmeric Seeds	Duipani	0.36	10ac	3.60	131	131/BF		PBDA/ Horticulture	Horticulture
129	2018-19			Supply of Potato, Vegetable, Onion Fertilizers & Pesticide etc.	Nagira	0.32	15ac	4.80	143	143/BF		PBDA/ Horticulture	Horticulture
130	2018-19			Banana	Nagira	0.40	10ac	4.00	10	10/BF		PBDA/ Horticulture	Horticulture
131	2018-19			Cashew nut plantation	Nagira	0.15	4ac	0.60	20	20/BF		PBDA/ Horticulture	Horticulture
132	2018-19			Mango & Orange	Nagira	0.37	9ac	3.33	20	20/BF		PBDA/ Horticulture	Horticulture
133	2018-19			Ginger, Turmeric Seeds	Nagira	0.36	10ac	3.60	131	131/BF		PBDA/ Horticulture	Horticulture
134	2018-19			Supply of Potato, Vegetable, Onion Fertilizers & Pesticide etc.	Sibida	0.32	12ac	3.84	86	86/BF		PBDA/ Horticulture	Horticulture
135	2018-19			Banana	Sibida	0.40	10ac	4.00	10	10/BF		PBDA/ Horticulture	Horticulture
136	2018-19			Cashew nut plantation	Sibida	0.15	4ac	0.60	20	20/BF		PBDA/ Horticulture	Horticulture

Sl.No	Year	Sectors	Sub-sectors	Annual Works Proposed (along with rates)	Name of Village / Hamlet where the proposed works is to be undertaken	Unit Cost. In Lakh	Quantity (Where applicable eg. Housing roads etc.) In Numbers, In Ac, In Mtrs	Financial Target (Rs. In lakhs)	No. of PTG Beneficiaries (Male & Female Separately where feasible)			Implementing Agency (State Govt./ UT Admb./ NGO)	Funding Source
									Total	Male	Female		
I	II	III	IV	V	VI	VII	VIII	IX	X	XI	XII	X	XI
137	2018-19			Mango & Orange	Sibida	0.34	5ac	1.70	20	20/BF		PBDA/ Horticulture	Horticulture
138	2018-19			Ginger, Turmeric Seeds	Sibida	0.30	8ac	2.40	86	86/BF		PBDA/ Horticulture	Horticulture
139	2018-19			Supply of Potato, Vegetable, Onion Fertilizers & Pesticide etc.	Kadambinipur	0.32	4ac	1.28	39	39/BF		PBDA/ Horticulture	Horticulture
140	2018-19			Banana	Kadambinipur	0.40	5ac	2.00	5	5/BF		PBDA/ Horticulture	Horticulture
141	2018-19			Cashew nut plantation	Kadambinipur	0.15	2ac	0.30	5	5/BF		PBDA/ Horticulture	Horticulture
142	2018-19			Mango & Orange	Kadambinipur	0.37	2ac	0.74	5	5/BF		PBDA/ Horticulture	Horticulture
143	2018-19			Ginger, Turmeric Seeds	Kadambinipur	0.36	2ac	0.72	39	39/BF		PBDA/ Horticulture	Horticulture
144	2018-19			Supply of Potato, Vegetable, Onion Fertilizers & Pesticide etc.	Jamudiha	0.32	4ac	1.28	32	32/BF		PBDA/ Horticulture	Horticulture
145	2018-19			Cashew nut plantation	Jamudiha	0.15	2ac	0.30	5	5/BF		PBDA/ Horticulture	Horticulture
146	2018-19			Ginger, Turmeric Seeds	Jamudiha	0.36	2ac	0.72	32	32/BF		PBDA/ Horticulture	Horticulture
147	2018-19			Supply of Potato, Vegetable, Onion Fertilizers & Pesticide etc.	Balibahal	0.32	5ac	1.60	47	47/BF		PBDA/ Horticulture	Horticulture
148	2018-19			Cashew nut plantation	Balibahal	0.15	2ac	0.30	5	5/BF		PBDA/ Horticulture	Horticulture

Sl.No	Year	Sectors	Sub-sectors	Annual Works Proposed (along with rates)	Name of Village / Hamlet where the proposed works is to be undertaken	Unit Cost. In Lakh	Quantity (Where applicable eg. Housing roads etc.) In Numbers, In Ac, In Mtrs	Financial Target (Rs. In lakhs)	No. of PTG Beneficiaies (Male & Female Separately where feasible)			Implementing Agency (State Govt./ UT Admb./ NGO)	Funding Source
									Total	Male	Female		
I	II	III	IV	V	VI	VII	VIII	IX	X	XI	XII	X	XI
149	2018-19			Ginger, Turmeric Seeds	Balibahal	0.36	3ac	1.08	47	47/BF		PBDA/ Horticulture	Horticulture
150	2018-19			Supply of Potato, Vegetable, Onion Fertilizers & Pesticide etc.	Rugudihi	0.32	4ac	1.28	40	40/BF		PBDA/ Horticulture	Horticulture
151	2018-19			Cashew nut plantation	Rugudihi	0.15	2ac	0.30	5	5/BF		PBDA/ Horticulture	Horticulture
152	2018-19			Ginger, Turmeric Seeds	Rugudihi	0.36	2ac	0.72	40	40/BF		PBDA/ Horticulture	Horticulture
153	2018-19			Supply of Potato, Vegetable, Onion Fertilizers & Pesticide etc.	Salei	0.32	12ac	3.84	81	81/BF		PBDA/ Horticulture	Horticulture
154	2018-19			Cashew nut plantation	Salei	0.15	3ac	0.45	20	20/BF		PBDA/ Horticulture	Horticulture
155	2018-19			Ginger, Turmeric Seeds	Salei	0.36	10ac	3.60	81	81/BF		PBDA/ Horticulture	Horticulture
156	2018-19			Supply of Potato, Vegetable, Onion Fertilizers & Pesticide etc.	Sandhar	0.32	5ac	1.60	63	63/BF		PBDA/ Horticulture	Horticulture
157	2018-19			Cashew nut plantation	Sandhar	0.15	2ac	0.30	5	5/BF		PBDA/ Horticulture	Horticulture
158	2018-19			Ginger, Turmeric Seeds	Sandhar	0.36	3ac	1.08	63	63/BF		PBDA/ Horticulture	Horticulture
159	2018-19			Supply of Potato, Vegetable, Onion Fertilizers & Pesticide etc.	Jallha	0.32	2ac	0.64	14	14/BF		PBDA/ Horticulture	Horticulture
160	2018-19			Cashew nut plantation	Jallha	0.15	2ac	0.30	5	5/BF		PBDA/ Horticulture	Horticulture

Sl.No	Year	Sectors	Sub-sectors	Annual Works Proposed (along with rates)	Name of Village / Hamlet where the proposed works is to be undertaken	Unit Cost. In Lakh	Quantity (Where applicable eg. Housing roads etc.) In Numbers, In Ac, In Mtrs	Financial Target (Rs. In lakhs)	No. of PTG Beneficiaries (Male & Female Separately where feasible)			Implementing Agency (State Govt./ UT Admb./ NGO)	Funding Source
									Total	Male	Female		
I	II	III	IV	V	VI	VII	VIII	IX	X	XI	XII	X	XI
161	2018-19			Ginger, Turmeric Seeds	Jallha	0.36	2ac	0.72	14	14/BF		PBDA/ Horticulture	Horticulture
162	2018-19			Supply of Potato, Vegetable, Onion Fertilizers & Pesticide etc.	Kaira	0.32	3ac	0.96	32	31/BF		PBDA/ Horticulture	Horticulture
163	2018-19			Cashew nut plantation	Kaira	0.15	2ac	0.30	5	5/BF		PBDA/ Horticulture	Horticulture
164	2018-19			Ginger, Turmeric Seeds	Kaira	0.36	2ac	0.72	32	31/BF		PBDA/ Horticulture	Horticulture
165	2018-19			Supply of Potato, Vegetable, Onion Fertilizers & Pesticide etc.	Baradihi	0.32	5ac	1.60	52	52/BF		PBDA/ Horticulture	Horticulture
166	2018-19			Cashew nut plantation	Baradihi	0.15	2ac	0.30	5	5/BF		PBDA/ Horticulture	Horticulture
167	2018-19			Ginger, Turmeric Seeds	Baradihi	0.36	2ac	0.72	52	52/BF		PBDA/ Horticulture	Horticulture
168	2018-19			Supply of Potato, Vegetable, Onion Fertilizers & Pesticide etc.	Barunadihi	0.32	4ac	1.28	32	31/BF		PBDA/ Horticulture	Horticulture
169	2018-19			Cashew nut plantation	Barunadihi	0.15	2ac	0.30	5	5/BF		PBDA/ Horticulture	Horticulture
170	2018-19			Ginger, Turmeric Seeds	Barunadihi	0.36	2ac	0.72	32	31/BF		PBDA/ Horticulture	Horticulture
171	2018-19			Supply of Potato, Vegetable, Onion Fertilizers & Pesticide etc.	Rada	0.32	5ac	1.60	63	63/BF		PBDA/ Horticulture	Horticulture
172	2018-19			Cashew nut plantation	Rada	0.15	2ac	0.30	5	5/BF		PBDA/ Horticulture	Horticulture

Sl.No	Year	Sectors	Sub-sectors	Annual Works Proposed (along with rates)	Name of Village / Hamlet where the proposed works is to be undertaken	Unit Cost. In Lakh	Quantity (Where applicable eg. Housing roads etc.) In Numbers, In Ac, In Mtrs	Financial Target (Rs. In lakhs)	No. of PTG Beneficiaies (Male & Female Separately where feasible)			Implementing Agency (State Govt./ UT Admb./ NGO)	Funding Source
									Total	Male	Female		
I	II	III	IV	V	VI	VII	VIII	IX	X	XI	XII	X	XI
173	2018-19			Ginger, Turmeric Seeds	Rada	0.36	2ac	0.72	63	63/BF		PBDA/ Horticulture	Horticulture
174	2018-19			Supply of Potato, Vegetable, Onion Fertilizers & Pesticide etc.	Tanugula	0.32	10ac	3.20	92	92/BF		PBDA/ Horticulture	Horticulture
175	2018-19			Cashew nut plantation	Tanugula	0.15	3ac	0.45	20	20/BF		PBDA/ Horticulture	Horticulture
176	2018-19			Ginger, Turmeric Seeds	Tanugula	0.36	6ac	2.16	92	92/BF		PBDA/ Horticulture	Horticulture
177	2018-19			Supply of Potato, Vegetable, Onion Fertilizers & Pesticide etc.	Bhimkand	0.32	5ac	1.60	62	62/BF		PBDA/ Horticulture	Horticulture
178	2018-19			Cashew nut plantation	Bhimkand	0.15	2ac	0.30	5	5/BF		PBDA/ Horticulture	Horticulture
179	2018-19			Ginger, Turmeric Seeds	Bhimkand	0.36	3ac	1.08	62	62/BF		PBDA/ Horticulture	Horticulture
180	2018-19			Supply of Potato, Vegetable, Onion Fertilizers & Pesticide etc.	Bandhabhain	0.32	5ac	1.60	51	51/BF		PBDA/ Horticulture	Horticulture
181	2018-19			Cashew nut plantation	Bandhabhain	0.15	2ac	0.30	5	5/BF		PBDA/ Horticulture	Horticulture
182	2018-19			Zinger, Trumeric Seeds	Bandhabhain	0.36	3ac	1.08	51	51/BF		PBDA/ Horticulture	Horticulture
183	2018-19			Supply of Potato, Vegetable, Onion Fertilizers & Pesticide etc.	Ganeswarpu r	0.32	2ac	0.64	9	9/BF		PBDA/ Horticulture	Horticulture
184	2018-19			Cashew nut plantation	Ganeswarpu r	0.15	1ac	0.15	5	5/BF		PBDA/ Horticulture	Horticulture

Sl.No	Year	Sectors	Sub-sectors	Annual Works Proposed (along with rates)	Name of Village / Hamlet where the proposed works is to be undertaken	Unit Cost. In Lakh	Quantity (Where applicable eg. Housing roads etc.) In Numbers, In Ac, In Mtrs	Financial Target (Rs. In lakhs)	No. of PTG Beneficiaies (Male & Female Separately where feasible)			Implementing Agency (State Govt./ UT Admb./ NGO)	Funding Source
									Total	Male	Female		
I	II	III	IV	V	VI	VII	VIII	IX	X	XI	XII	X	XI
185	2018-19			Ginger, Turmeric Seeds	Ganeswarpu r	0.36	2ac	0.72	9	9/BF		PBDA/ Horticulture	Horticulture
186	2018-19			Supply of Potato, Vegetable, Onion Fertilizers & Pesticide etc.	Pattamund	0.32	5ac	1.60	45	45/BF		PBDA/ Horticulture	Horticulture
187	2018-19			Cashew nut plantation	Pattamund	0.15	2ac	0.30	5	5/BF		PBDA/ Horticulture	Horticulture
188	2018-19			Ginger, Turmeric Seeds	Pattamund	0.36	3ac	1.08	45	45/BF		PBDA/ Horticulture	Horticulture
189	2018-19			Supply of Potato, Vegetable, Onion Fertilizers & Pesticide etc.	Itee	0.32	5ac	1.60	41	41/BF		PBDA/ Horticulture	Horticulture
190	2018-19			Cashew nut plantation	Itee	0.15	1ac	0.15	5	5/BF		PBDA/ Horticulture	Horticulture
191	2018-19			Ginger, Turmeric Seeds	Itee	0.36	3ac	1.08	41	41/BF		PBDA/ Horticulture	Horticulture
192	2018-19			Supply of Potato, Vegetable, Onion Fertilizers & Pesticide etc.	Siaria	0.32	5ac	1.60	37	37/BF		PBDA/ Horticulture	Horticulture
193	2018-19			Cashew nut plantation	Siaria	0.15	2ac	0.30	5	5/BF		PBDA/ Horticulture	Horticulture
194	2018-19			Ginger, Turmeric Seeds	Siaria	0.36	3ac	1.08	37	37/BF		PBDA/ Horticulture	Horticulture
195	2018-19			Supply of Potato, Vegetable, Onion Fertilizers & Pesticide etc.	Kurtibaspur	0.32	2ac	0.64	9	9/BF		PBDA/ Horticulture	Horticulture
196	2018-19			Cashew nut plantation	Kurtibaspur	0.15	1ac	0.15	5	5/BF		PBDA/ Horticulture	Horticulture

Sl.No	Year	Sectors	Sub-sectors	Annual Works Proposed (along with rates)	Name of Village / Hamlet where the proposed works is to be undertaken	Unit Cost. In Lakh	Quantity (Where applicable eg. Housing roads etc.) In Numbers, In Ac, In Mtrs	Financial Target (Rs. In lakhs)	No. of PTG Beneficiaies (Male & Female Separately where feasible)			Implementing Agency (State Govt./ UT Admb./ NGO)	Funding Source
									Total	Male	Female		
I	II	III	IV	V	VI	VII	VIII	IX	X	XI	XII	X	XI
197	2018-19			Ginger, Turmeric Seeds	Kurtibasapur	0.36	2ac	0.72	9	9/BF		PBDA/ Horticulture	Horticulture
198	2018-19			Supply of Potato, Vegetable, Onion Fertilizers & Pesticide etc.	Khadaka	0.32	32ac	3.20	81	81/BF		PBDA/ Horticulture	Horticulture
199	2018-19			Cashew nut plantation	Khadaka	0.15	3ac	0.45	20	20/BF		PBDA/ Horticulture	Horticulture
200	2018-19			Ginger, Turmeric Seeds	Khadaka	0.36	10ac	3.60	81	81/BF		PBDA/ Horticulture	Horticulture
201	2018-19			Const. of a One Poly House	Duipani	5.00	1 nos	5.00	200	200/BF		PBDA	SCA to TSP
202	2018-19			Const. of hybrid Solar drier 1 unit	Baradihi	2.00	1 nos	12.00	200	200/BF		PBDA	Horticulture
203	2018-19			Sub-total				182.27					
204	2018-19		Agriculture	Maize Cultivation	Jamardihi	0.05	5ac	0.25	144	144/BF		PBDA/ Agriculture	Agriculture
205	2018-19			Mustard Cultivation	Jamardihi	0.025	5ac	0.12	144	144/BF		PBDA/ Agriculture	Agriculture
206	2018-19			Maize Cultivation	Dudipani	0.05	10ac	0.50	118	118/BF		PBDA/ Agriculture	Agriculture
207	2018-19			Mustard Cultivation	Dudipani	0.025	10ac	0.25	118	118/BF		PBDA/ Agriculture	Agriculture
208	2018-19			Maize Cultivation	Timi	0.05	10ac	0.50	85	85/BF		PBDA/ Agriculture	Agriculture
209	2018-19			Mustard Cultivation	Timi	0.025	10ac	0.25	85	85/BF		PBDA/ Agriculture	Agriculture

Sl.No	Year	Sectors	Sub-sectors	Annual Works Proposed (along with rates)	Name of Village / Hamlet where the proposed works is to be undertaken	Unit Cost. In Lakh	Quantity (Where applicable eg. Housing roads etc.) In Numbers, In Ac, In Mtrs	Financial Target (Rs. In lakhs)	No. of PTG Beneficiaies (Male & Female Separately where feasible)			Implementing Agency (State Govt./ UT Admb./ NGO)	Funding Source
									Total	Male	Female		
I	II	III	IV	V	VI	VII	VIII	IX	X	XI	XII	X	XI
210	2018-19			Paddy Cultivation	Timi	0.02	10ac	0.20	85	85/BF		PBDA/ Agriculture	Agriculture
211	2018-19			Wheat Cultivation	Duipani	0.05	10ac	0.50	131	131/BF		PBDA/ Agriculture	Agriculture
212	2018-19			Maize Cultivation	Duipani	0.05	10ac	0.50	131	131/BF		PBDA/ Agriculture	Agriculture
213	2018-19			Mustard Cultivation	Duipani	0.025	5ac	0.12	131	131/BF		PBDA/ Agriculture	Agriculture
214	2018-19			Wheat Cultivation	Nagira	0.05	10ac	0.50	143	143/BF		PBDA/ Agriculture	Agriculture
215	2018-19			Maize Cultivation	Nagira	0.05	10ac	0.50	143	143/BF		PBDA/ Agriculture	Agriculture
216	2018-19			Paddy Cultivation	Nagira	0.02	6ac	0.12	143	143/BF		PBDA/ Agriculture	Agriculture
217	2018-19			Mustard Cultivation	Nagira	0.025	5ac	0.12	143	143/BF		PBDA/ Agriculture	Agriculture
218	2018-19			Wheat Cultivation	Sibida	0.05	30ac	1.50	86	86/BF		PBDA/ Agriculture	Agriculture
219	2018-19			Maize Cultivation	Sibida	0.05	10ac	0.50	86	86/BF		PBDA/ Agriculture	Agriculture
220	2018-19			Mustard Cultivation	Sibida	0.025	5ac	0.12	86	86/BF		PBDA/ Agriculture	Agriculture
221	2018-19			Wheat Cultivation	Kadambinipur	0.05	5ac	0.25	39	39/BF		PBDA/ Agriculture	Agriculture

Sl.No	Year	Sectors	Sub-sectors	Annual Works Proposed (along with rates)	Name of Village / Hamlet where the proposed works is to be undertaken	Unit Cost. In Lakh	Quantity (Where applicable eg. Housing roads etc.) In Numbers, In Ac, In Mtrs	Financial Target (Rs. In lakhs)	No. of PTG Beneficiaies (Male & Female Separately where feasible)			Implementing Agency (State Govt./ UT Admb./ NGO)	Funding Source
									Total	Male	Female		
I	II	III	IV	V	VI	VII	VIII	IX	X	XI	XII	X	XI
222	2018-19			Maize Cultivation	Kadambinipur	0.05	2.50ac	0.12	5	39/BF		PBDA/ Agriculture	Agriculture
223	2018-19			Mustard Cultivation	Kadambinipur	0.025	2ac	0.04	5	39/BF		PBDA/ Agriculture	Agriculture
224	2018-19			Wheat Cultivation	Jamudiha	0.05	5ac	0.25	39	31/BF		PBDA/ Agriculture	Agriculture
225	2018-19			Maize Cultivation	Jamudiha	0.05	2ac	0.10	5	31/BF		PBDA/ Agriculture	Agriculture
226	2018-19			Mustard Cultivation	Jamudiha	0.025	2ac	0.04	5	31/BF		PBDA/ Agriculture	Agriculture
227	2018-19			Maize Cultivation	Balibahal	0.05	7 ac	0.35	47	47/BF		PBDA/ Agriculture	Agriculture
228	2018-19			Paddy Cultivation	Balibahal	0.02	7 ac	0.14	47	47/BF		PBDA/ Agriculture	Agriculture
229	2018-19			Mustard Cultivation	Balibahal	0.025	7 ac	0.15	47	47/BF		PBDA/ Agriculture	Agriculture
230	2018-19			Maize Cultivation	Rugudihi	0.05	5ac	0.25	40	40/BF		PBDA/ Agriculture	Agriculture
231	2018-19			Mustard Cultivation	Rugudihi	0.025	5ac	0.12	40	40/BF		PBDA/ Agriculture	Agriculture
232	2018-19			Maize Cultivation	Salei	0.05	10ac	0.50	81	81/BF		PBDA/ Agriculture	Agriculture
233	2018-19			Mustard Cultivation	Salei	0.025	5ac	0.12	81	81/BF		PBDA/ Agriculture	Agriculture

Sl.No	Year	Sectors	Sub-sectors	Annual Works Proposed (along with rates)	Name of Village / Hamlet where the proposed works is to be undertaken	Unit Cost. In Lakh	Quantity (Where applicable eg. Housing roads etc.) In Numbers, In Ac, In Mtrs	Financial Target (Rs. In lakhs)	No. of PTG Beneficiaies (Male & Female Separately where feasible)			Implementing Agency (State Govt./ UT Admb./ NGO)	Funding Source
									Total	Male	Female		
I	II	III	IV	V	VI	VII	VIII	IX	X	XI	XII	X	XI
234	2018-19			Maize Cultivation	Sandhar	0.05	7 ac	0.35	63	63/BF		PBDA/ Agriculture	Agriculture
235	2018-19			Paddy Cultivation	Sandhar	0.02	7 ac	0.14	63	63/BF		PBDA/ Agriculture	Agriculture
236	2018-19			Mustard Cultivation	Sandhar	0.025	7 ac	0.15	63	63/BF		PBDA/ Agriculture	Agriculture
237	2018-19			Maize Cultivation	Jallha	0.05	3 ac	0.15	14	14/BF		PBDA/ Agriculture	Agriculture
238	2018-19			Mustard Cultivation	Jallha	0.025	3 ac	0.07	14	14/BF		PBDA/ Agriculture	Agriculture
239	2018-19			Maize Cultivation	Kaira	0.05	5ac	0.25	32	31/BF		PBDA/ Agriculture	Agriculture
240	2018-19			Mustard Cultivation	Kaira	0.025	5ac	0.12	32	31/BF		PBDA/ Agriculture	Agriculture
241	2018-19			Maize Cultivation	Baradihi	0.05	7 ac	0.35	52	52/BF		PBDA/ Agriculture	Agriculture
242	2018-19			Paddy Cultivation	Baradihi	0.02	7 ac	0.14	52	52/BF		PBDA/ Agriculture	Agriculture
243	2018-19			Mustard Cultivation	Baradihi	0.025	7 ac	0.15	52	52/BF		PBDA/ Agriculture	Agriculture
244	2018-19			Maize Cultivation	Barunadihi	0.05	5ac	0.25	32	31/BF		PBDA/ Agriculture	Agriculture
245	2018-19			Paddy Cultivation	Barunadihi	0.02	5ac	0.10	32	31/BF		PBDA/ Agriculture	Agriculture

Sl.No	Year	Sectors	Sub-sectors	Annual Works Proposed (along with rates)	Name of Village / Hamlet where the proposed works is to be undertaken	Unit Cost. In Lakh	Quantity (Where applicable eg. Housing roads etc.) In Numbers, In Ac, In Mtrs	Financial Target (Rs. In lakhs)	No. of PTG Beneficiaies (Male & Female Separately where feasible)			Implementing Agency (State Govt./ UT Admb./ NGO)	Funding Source
									Total	Male	Female		
I	II	III	IV	V	VI	VII	VIII	IX	X	XI	XII	X	XI
246	2018-19			Mustard Cultivation	Barunadihi	0.025	5ac	0.12	32	31/BF		PBDA/ Agriculture	Agriculture
247	2018-19			Maize Cultivation	Rada	0.05	7 ac	0.35	63	63/BF		PBDA/ Agriculture	Agriculture
248	2018-19			Paddy Cultivation	Rada	0.02	3ac	0.06	63	63/BF		PBDA/ Agriculture	Agriculture
249	2018-19			Mustard Cultivation	Rada	0.025	7 ac	0.15	63	63/BF		PBDA/ Agriculture	Agriculture
250	2018-19			Maize Cultivation	Tanugula	0.05	5ac	0.25	92	92/BF		PBDA/ Agriculture	Agriculture
251	2018-19			Mustard Cultivation	Tanugula	0.025	5ac	0.12	92	92/BF		PBDA/ Agriculture	Agriculture
252	2018-19			Maize Cultivation	Bhimkand	0.05	7 ac	0.35	62	62/BF		PBDA/ Agriculture	Agriculture
253	2018-19			Mustard Cultivation	Bhimkand	0.025	7 ac	0.15	62	62/BF		PBDA/ Agriculture	Agriculture
254	2018-19			Maize Cultivation	Bandhabhain	0.05	7 ac	0.35	51	51/BF		PBDA/ Agriculture	Agriculture
255	2018-19			Mustard Cultivation	Bandhabhain	0.025	7 ac	0.15	51	51/BF		PBDA/ Agriculture	Agriculture
256	2018-19			Maize Cultivation	Ganeswarpu r	0.05	7 ac	0.35	51	51/BF		PBDA/ Agriculture	Agriculture
257	2018-19			Mustard Cultivation	Ganeswarpu r	0.025	3 ac	0.07	9	9/BF		PBDA/ Agriculture	Agriculture

Sl.No	Year	Sectors	Sub-sectors	Annual Works Proposed (along with rates)	Name of Village / Hamlet where the proposed works is to be undertaken	Unit Cost. In Lakh	Quantity (Where applicable eg. Housing roads etc.) In Numbers, In Ac, In Mtrs	Financial Target (Rs. In lakhs)	No. of PTG Beneficiaies (Male & Female Separately where feasible)			Implementing Agency (State Govt./ UT Admb./ NGO)	Funding Source
									Total	Male	Female		
I	II	III	IV	V	VI	VII	VIII	IX	X	XI	XII	X	XI
258	2018-19			Maize Cultivation	Pattamund	0.05	10ac	0.50	45	45/BF		PBDA/ Agriculture	Agriculture
259	2018-19			Mustard Cultivation	Pattamund	0.025	5ac	0.12	45	45/BF		PBDA/ Agriculture	Agriculture
260	2018-19			Maize Cultivation	Itee	0.05	7 ac	0.35	41	41/BF		PBDA/ Agriculture	Agriculture
261	2018-19			Mustard Cultivation	Itee	0.025	7 ac	0.15	41	41/BF		PBDA/ Agriculture	Agriculture
262	2018-19			Maize Cultivation	Siaria	0.05	7 ac	0.35	37	37/BF		PBDA/ Agriculture	Agriculture
263	2018-19			Mustard Cultivation	Siaria	0.025	7 ac	0.15	37	37/BF		PBDA/ Agriculture	Agriculture
264	2018-19			Maize Cultivation	Kurtibaspur	0.05	3 ac	0.15	9	9/BF		PBDA/ Agriculture	Agriculture
265	2018-19			Mustard Cultivation	Kurtibaspur	0.025	3ac	0.70	9	9/BF		PBDA/ Agriculture	Agriculture
266	2018-19			Maize Cultivation	Khadaka	0.05	10ac	0.50	81	81/BF		PBDA/ Agriculture	Agriculture
267	2018-19			Mustard Cultivation	Khadaka	0.025	5ac	0.12	81	81/BF		PBDA/ Agriculture	Agriculture
268	2018-19			Supply of 3.1HP Pump sets with delivery Pipe	6village	0.25	15	3.75	15	15/BF		Agriculture 50% Subsidiary	SCA to TSP

Sl.No	Year	Sectors	Sub-sectors	Annual Works Proposed (along with rates)	Name of Village / Hamlet where the proposed works is to be undertaken	Unit Cost. In Lakh	Quantity (Where applicable eg. Housing roads etc.) In Numbers, In Ac, In Mtrs	Financial Target (Rs. In lakhs)	No. of PTG Beneficiaies (Male & Female Separately where feasible)			Implementing Agency (State Govt./ UT Admb./ NGO)	Funding Source
									Total	Male	Female		
I	II	III	IV	V	VI	VII	VIII	IX	X	XI	XII	X	XI
269	2018-19			Supply of Sprayer Machine	5 villages	0.02	30	0.60	30	30/BF		Agriculture	SCA to TSP
270	2018-19			Supply of Vegetable carats	5 villages	0.01	500	5.00	500	500/BF		PBDA	SCA to TSP
271	2018-19			Sub-total				26.11					
272	2018-19		Animal Husbandry	24nos of Beneficiary require Plough Bullock at Siaria	Siaria	0.30	24	7.20	24	24/BF		PBDA	CCD
273	2018-19			37nos of Beneficiary require 5-Goat at Siaria	Siaria	0.25	37	18.50	37	37/BF		PBDA	CCD
274	2018-19			14nos of Beneficiary require Plough Bullock at Jalha	Jalha	0.30	14	4.20	14	14/BF		PBDA	SCA to TSP
275	2018-19			81nos of Beneficiary require Plough Bullock at Baradihi	Khadaka	0.30	81	24.30	81	81/BF		PBDA	CCD
276	2018-19			81nos of Beneficiary require 5 Goat at Baradihi	Khadaka	0.25	81	20.25	81	81/BF		PBDA	CCD
277	2018-19			131nos of Beneficiary require Plough Bullock at Duipani	Duipani	0.30	131	39.30	131	131/BF		PBDA	CCD
278	2018-19			110nos of Beneficiary require 5 Goat at Duipani	Duipani	0.25	110	27.50	110	110/BF		PBDA	CCD
279	2018-19			5 nos of Beneficiary require 1 nos Cow at Siaria	Siaria	0.15	5	0.75	5	5/BF		PBDA	CCD
280	2018-19			62nos of Beneficiary require Plough Bullock at Bhimkand	Bhimkand	0.30	62	18.60	62	62/BF		PBDA	CCD
281	2018-19			325 nos of Animal Shed	Duipani, Bhimkand, Siaria, Jallaha, Khadaka	0.40	325	130.00	325	325/BF		MGNREGA	PR Deptt.
282	2018-19			62nos of Beneficiary require 5 Goat at Bhimkand	Bhimkand	0.25	62	15.50	62	62/BF		PBDA	SCA to TSP
283	2018-19			Animal Health camps [In Nos]	26 Villages	0.20	1	0.20	2500			VET.	A & H Deptt.
284	2018-19			Sub-total				306.30					

Sl.No	Year	Sectors	Sub-sectors	Annual Works Proposed (along with rates)	Name of Village / Hamlet where the proposed works is to be undertaken	Unit Cost. In Lakh	Quantity (Where applicable eg. Housing roads etc.) In Numbers, In Ac, In Mtrs	Financial Target (Rs. In lakhs)	No. of PTG Beneficiaies (Male & Female Separately where feasible)			Implementing Agency (State Govt./ UT Admb./ NGO)	Funding Source
									Total	Male	Female		
I	II	III	IV	V	VI	VII	VIII	IX	X	XI	XII	X	XI
285	2018-19		Market Link	Tailor Mechine 10 nos	Duipani	0.15	10	1.50	10	10/BF		PBDA	CCD
286	2018-19			Const. of Grain Bank at Taladihi	Duipani	5.00	1	5.00	131	131/BF		PBDA	CCD
287	2018-19			Sub-total				6.50					
288	2018-19		Social Security	Renewal of AABY	25 villages	0.00100	1	1.63	1625	1625/BF		PBDA	CCD
289	2018-19			Sub-total				1.63					
290	2018-19		Promotion of SHG	Processing Unit for Horticulture Product/ NTEP	400 nos	0.25	400	10.00	400	400/BF		PBDA	CCD
291	2018-19			Const. of 2 nos MCU	5 villages	3.50	2	7.00	325	325/BF		PBDA	CCD
292	2018-19			Sub-total				17.00					
293	2018-19		Total					785.81					
294	2018-19		Conservation of Culture	Construction of Bhagabata Tungi - cum-Knowledge Centre	Siaria	6.00	1	6.00	37	37/BF		PBDA	CCD
295	2018-19			Sponsoring of cultural troupes for participation at District/State/National programme			10.00	1	10.00				PBDA
296	2018-19			Annual Tribal sports at Micoproject level to identify the sports talent		2.00	1	2.00				PBDA	Sports&youth services
297	2018-19			Exposure visit to other Micro project area		2.00	1	2.00				PBDA	CCD
298	2018-19			Const. of Bisirikothi -cum-Knowledge Centre	Khadaka	6.00	1	6.00	40	40/BF		PBDA	CCD
299	2018-19			Const. of Bisirikothi-cum-Knowledge Centre	Bhimkand	6.00	1	6.00	62	62/BF		PBDA	CCD
300	2018-19		Total					32.00					
301	2018-19		Capacity Building	Agriculture and Horticulture training programme	5 villages	0.50	5	2.50	336	336/BF		PBDA	CCD
302	2018-19			Training of Masroon Cultivation Programme	10 villages	0.01	250	2.50	250	250/BF		PBDA	CCD

Sl.No	Year	Sectors	Sub-sectors	Annual Works Proposed (along with rates)	Name of Village / Hamlet where the proposed works is to be undertaken	Unit Cost. In Lakh	Quantity (Where applicable eg. Housing roads etc.) In Numbers, In Ac, In Mtrs	Financial Target (Rs. In lakhs)	No. of PTG Beneficiaies (Male & Female Separately where feasible)			Implementing Agency (State Govt./ UT Admb./ NGO)	Funding Source
									Total	Male	Female		
I	II	III	IV	V	VI	VII	VIII	IX	X	XI	XII	X	XI
303	2018-19			Training of Horticulture crops cultivation Banana, Cashew nut, Mango	10 villages	0.20	10	2.00	250	250/BF		PBDA	CCD
304	2018-19			Exposer visit of progresisve farmer withen state		0.10	5	1.50	300	300/BF		PBDA	CCD
305	2018-19			Training of Progressive farmer on intensive agriculture practices		0.15	10	1.50	300	300/BF		PBDA	CCD
306	2018-19			Training of Organic cultivation		0.15	10	1.50	300	300/BF		PBDA	CCD
307	2018-19			Taking of farmer field school		0.20	4	0.80	80	80/BF		PBDA	CCD
308	2018-19			Training on Disease treatement of Bullock	10 villages	0.60	4	2.40	610	610/BF		PBDA	CCD
309	2018-19			Training on Disease treatement of Goat	10 villages	0.60	4	2.40	610	610/BF		PBDA	CCD
310	2018-19			Exposer visit of Chipilima		1.00	10	10.00	300	300/BF		PBDA	CCD
311	2018-19			Training on Psiculture		0.10	3	0.30	30	30/BF		PBDA	CCD
312	2018-19			Training on Malaria Prevention	26 Villages	0.26	10 nos	2.60	1625	1625/BF		PBDA	CCD
313	2018-19			Training on important of Toilet const. and use	26 Villages	0.44	10 nos	4.40	1625	1625/BF		PBDA	CCD
314	2018-19			Training on wooden Handicraft	5 GP	0.35	6 nos	2.10	100	250/BF		PBDA	CCD
315	2018-19			Training to tribal artisan on porttery	5 GP	0.35	3nos	1.05	100	100/BF		PBDA	CCD
316	2018-19			Carpainter Training 4 nos	Siaria	0.30	4	1.20	4	4/BF		PBDA	CCD
317	2018-19			Carpainter Training 2 nos	Itee	0.30	2	0.60	2	2/BF		PBDA	CCD
318	2018-19	Total						39.35					

Sl.No	Year	Sectors	Sub-sectors	Annual Works Proposed (along with rates)	Name of Village / Hamlet where the proposed works is to be undertaken	Unit Cost. In Lakh	Quantity (Where applicable eg. Housing roads etc.) In Numbers, In Ac, In Mtrs	Financial Target (Rs. In lakhs)	No. of PTG Beneficiaies (Male & Female Separately where feasible)			Implementing Agency (State Govt./ UT Admb./ NGO)	Funding Source
									Total	Male	Female		
I	II	III	IV	V	VI	VII	VIII	IX	X	XI	XII	X	XI
319	2018-19	Project Management / NGO/Institutional Mechanism & Monitoring / IEC / Publication		Remuneration of MPW @ 6000/- per month x 12 x 9 [In Nos]	26 Villages	0.72	9	1.08					CCD
320	2018-19							5.40	1625	1625/BF		PBDA	OPELIP
321	2018-19			Hiring charges for field visit	26 villages	0.08	26	2.00	26	26/BF		PBDA	CCD
322	2018-19			Computerized work and Photography of developmental work	25 villages	0.50	1	0.50	1625	1625/BF		PBDA	CCD
323	2018-19			Misc Contingency, PBDA Office, Jamaradhi		2.00	1	2.00				PBDA	CCD
324	2018-19			Project management/Administrative charges	PBDA, Office			17.33					CCD
325	2018-19	Total						28.3100					
326	2018-19			TOTAL				1592.07					
1	2019-20	Social Sector	Education	Const. of School Boundary Wall at Rugudihi	Rugudihi	5.00	100mtrs	5.00	40	40/BF		PBDA	Art 275(1)

Sl.No	Year	Sectors	Sub-sectors	Annual Works Proposed (along with rates)	Name of Village / Hamlet where the proposed works is to be undertaken	Unit Cost. In Lakh	Quantity (Where applicable eg. Housing roads etc.) In Numbers, In Ac, In Mtrs	Financial Target (Rs. In lakhs)	No. of PTG Beneficiaies (Male & Female Separately where feasible)			Implementing Agency (State Govt./ UT Admb./ NGO)	Funding Source
									Total	Male	Female		
I	II	III	IV	V	VI	VII	VIII	IX	X	XI	XII	X	XI
2	2019-20			Construction of Gyanamandir -cum-Knowledge Centre (In 550sqft)	Salei	7.50	1	7.50	81	81/BF		PBDA	CCD
3	2019-20			Const. of School Boundary	Timi	5.00	100mtrs	5.00	85	85/BF		PBDA	CCD
4	2019-20			Education Complex, Sibida, Computer Teacher	Sibida	0.72	1nos	0.72	1	1	-	PBDA	CCD
5	2019-20			Girls Education complex,Sibida Expenditure Teacher Salary(10116/-	Sibida	0.10116	5	2.47					CCD
6	2019-20							3.60				PBDA	MOTA
7	2019-20			Education complex, Sibida Expenditure Accountant-1(9614/-	Sibida	0.09317	1	0.7337					CCD
8	2019-20							0.4200				PBDA	MOTA
9	2019-20			CCA(7693/-x12x5)	Sibida	0.07693	5	3.7158					CCD
10	2019-20							0.9000				PBDA	MOTA
11	2019-20			Peon(7693/-x12x2)	Sibida	0.07693	2	1.4863					CCD
12	2019-20							0.3600				PBDA	MOTA
13	2019-20			Watchman(7693/-x12x2)	Sibida	0.07693	2	1.4863					CCD
14	2019-20							0.3600				PBDA	MOTA
15	2019-20			Helper(6655/-x12x2)	Sibida	0.06655	2	1.2852					CCD
16	2019-20							0.3120				PBDA	MOTA
17	2019-20			Sweeper(6655/-x12x2)	Sibida	0.06655	2	1.2852					CCD
18	2019-20							0.3120				PBDA	MOTA
19	2019-20			Boys Educational Complex,Bsc,B.Ed(PCM)	Sibida		1	1.97				PBDA	CCD
20	2019-20			B.A,B.Ed	Sibida		1	1.97				PBDA	CCD
21	2019-20			Bsc,B.Ed(CBZ)	Sibida		1	1.97				PBDA	CCD
22	2019-20			IA,CT	Sibida	1.35	2	2.70				PBDA	CCD
23	2019-20			Hindi/Sanskrit Teacher	Sibida	1.94	2	3.89				PBDA	CCD
24	2019-20			Matric CT	Sibida	1.1	3	3.31				PBDA	CCD
25	2019-20			PET	Sibida		1	1.11				PBDA	CCD
26	2019-20			Peon	Sibida		1	0.71				PBDA	CCD
27	2019-20			Attendant	Sibida	0.84	2	1.68				PBDA	CCD
28	2019-20			Helper	Sibida	0.605	2	1.21				PBDA	CCD
29	2019-20			CCA	Sibida	0.635	2	1.27				PBDA	CCD
30	2019-20			Jr.Clerk	Sibida		1	1.01				PBDA	CCD

Sl.No	Year	Sectors	Sub-sectors	Annual Works Proposed (along with rates)	Name of Village / Hamlet where the proposed works is to be undertaken	Unit Cost. In Lakh	Quantity (Where applicable eg. Housing roads etc.) In Numbers, In Ac, In Mtrs	Financial Target (Rs. In lakhs)	No. of PTG Beneficiaies (Male & Female Separately where feasible)			Implementing Agency (State Govt./ UT Admb./ NGO)	Funding Source
									Total	Male	Female		
I	II	III	IV	V	VI	VII	VIII	IX	X	XI	XII	X	XI
31	2019-20			Recurring Expenditure Boarders Boys Education Complex	Sibida	0.0597	250	14.93	250	250/BF		PBDA	CCD
32	2019-20			Sub-total				74.67					
33	2019-20		Health & Nutrition	Health Camps [In Nos]	26 Villages	0.20	26	5.20	1625	1625/BF		PBDA	CCD
34	2019-20			Reimbrusment of medical bill [In Nos]	26 Villages	0.17	26	4.50	1625	1625/BF		H & FW/PBDA	CCD
35	2019-20			Spray of medicines at walls for malaria prevention [In Nos]	26 Villages	0.09	26	2.34	1625	1625/BF		H & FW/PBDA	CCD
36	2019-20			Reprinting of Sickle Cell School Health Card [In Nos]	Sibida	0.0005	100	0.05	100			Micro Project (UNICEF Supported)	(H& FW)UNICEF
37	2019-20			Yearly Sickle Cell Screening of all children (0-14Years) [In Nos]	26 Villages	0.001	500	0.50	500			Micro Project	CCD
38	2019-20			Half yearly third party monitoring of Programme Indicators, Sharing of findings and action plan finalisation [In Nos]		LS		0.50				Micro Project (UNICEF Supported)	(H& FW)UNICEF
39	2019-20			Monthly Review of MP by collector		0.005	12	0.06				UNICEF	(H& FW)UNICEF
40	2019-20			Project level refresher Training on Innovation IPC tools for Improving infant & Young child feeding Practices (Orientation of Front line workers on Counselling techniques and child feeding Practices) 2days [In Nos]		0.008	30	0.24				Micro Project (UNICEF Supported)	(H& FW)UNICEF
41	2019-20			Sub-total				13.39					
42	2019-20		Drinking Water & Sanitation	Const. of Solar drinking water Plant Piped Water connection to Households from Over Head Tank	Salei	7.00	1	7.00	25	25/BF		RWSS	RD

Sl.No	Year	Sectors	Sub-sectors	Annual Works Proposed (along with rates)	Name of Village / Hamlet where the proposed works is to be undertaken	Unit Cost. In Lakh	Quantity (Where applicable eg. Housing roads etc.) In Numbers, In Ac, In Mtrs	Financial Target (Rs. In lakhs)	No. of PTG Beneficiaies (Male & Female Separately where feasible)			Implementing Agency (State Govt./ UT Admb./ NGO)	Funding Source
									Total	Male	Female		
I	II	III	IV	V	VI	VII	VIII	IX	X	XI	XII	X	XI
43	2019-20			Const. of Solar drinking water Plant Piped Water connection to Households from Over Head Tank	Rugudihi	7.00	2	14.00	40	40/BF		RWSS	RD
44	2019-20			Const. of Solar drinking water Plant Piped Water connection to Households from Over Head Tank	Timi	7.00	2	14.00	85	85/BF		RWSS	RD
45	2019-20			Const. of Deep Bore well of Tunka Sahi	Rada	1.50	1	1.50	32	32/BF		RWSS	RD
46	2019-20			Const. of Solar drinking water Plant Piped Water connection to Households from Over Head Tank	Rada	7.00	2	14.00	62	62/BF		RWSS	RD
47	2019-20			Const. of Solar drinking water Plant Piped Water connection to Households from Over Head Tank	Bandhabhuhin	7.00	2	14.00	62	62/BF		RWSS	RD
48	2019-20			Sub-total				64.50					
49	2019-20	Total						152.56					
50	2019-20	Infrastructure	Housing	46 nos of House requaird at Salei IAY	Salei	1.04	46	47.84	46	46/BF		Block	PR Deptt.
51	2019-20			33nos of House requaird at Rugudihi	Rugudihi	1.04	33	34.32	33	33/BF		Block	PR Deptt.
52	2019-20			Construction of Community Centre-Knowledge Centre [In 550sqft]	Salei	7.50	1	7.50	81	81/BF		PBDA	CCD
53	2019-20			Construction of Community Centre-Knowledge Centre	Bandhabhuhin	7.50	1	7.50	51	51/BF		PBDA	Art 275(1)
54	2019-20			Const. of Anganwadi Boundary Wall at Rugudihi	Rugudihi	5.00	100mtrs	5.00	40	40/BF		PBDA/W &CD	W&CD
55	2019-20			Const. of Angawadi Centre[In 550sqft]	Timi	7.00	1	7.00	85	85/BF		PBDA/W &CD	W&CD
56	2019-20			Const. of Angawadi Centre[In 550sqft]	Bandhabhuhin	7.00	1	7.00	51	51/BF		PBDA/W &CD	W&CD
57	2019-20			Sub-total				116.16					

Sl.No	Year	Sectors	Sub-sectors	Annual Works Proposed (along with rates)	Name of Village / Hamlet where the proposed works is to be undertaken	Unit Cost. In Lakh	Quantity (Where applicable eg. Housing roads etc.) In Numbers, In Ac, In Mtrs	Financial Target (Rs. In lakhs)	No. of PTG Beneficiaies (Male & Female Separately where feasible)			Implementing Agency (State Govt./ UT Admb./ NGO)	Funding Source
									Total	Male	Female		
I	II	III	IV	V	VI	VII	VIII	IX	X	XI	XII	X	XI
58	2019-20		Connectivity	Const. of CC road from village end to Munda Sahi at Salei [In 200Mtrs]	Salei	5.00	200mtrs	10.00	81	81/BF		PBDA	CCD
59	2019-20			Const. of CC road village to Ranimakunda at Salei	Salei	5.00	500mtrs	25.00	81	81/BF		PBDA	CCD
60	2019-20			Repair of road fromPacheri Pani to Kuldiha at Salei	Salei	5.00	200mtrs	10.00	81	81/BF		PBDA	Art 275(1)
61	2019-20			Const. of CC road from Salei village to Pond	Salei	5.00	200mtrs	10.00	81	81/BF		PBDA	CCD
62	2019-20			Const. of CC road form Pry. School to Tentulidih	Rugudihi	5.00	300mtrs	15.00	40	40/BF		PBDA	CCD
63	2019-20			Const. of CC road & Ghat cutting from Rugudihi Canal to Tinmara road	Rugudihi	5.00	300mtrs	15.00	40	40/BF		PBDA	CCD
64	2019-20			Const. of Rugudihi Culvert	Rugudihi	5.50	2MX2MX7.50 M	5.50	40	40/BF		PBDA	CCD
65	2019-20			Const. of CC Khala/Drying Yard	Rugudihi	5.00	1	5.00	40	40/BF		PBDA	CCD
66	2019-20			Const. of CC Khala/Drying Yard	Timi	5.00	2	10.00	85	85/BF		PBDA	CCD
67	2019-20			Const. of CC road from Chack dam to Bata Bandha	Timi	5.00	500mtrs	25.00	85	85/BF		PBDA	CCD
68	2019-20			Const. of CC road from VSS House Hatimund Sahi with culvert	Timi	5.00	500mtrs	25.00	85	85/BF		PBDA	CCD
69	2019-20			Const. of CC road from Village Munda Tentuli Gachha to Tanugula road Katchua	Rada	5.00	200mtrs	10.00	80	80/BF		PBDA	CCD
70	2019-20			Const. of CC road from village road to Jari Gachha	Rada	5.00	100mtrs	5.00	62	62/BF		PBDA	Art 275(1)
71	2019-20			Const. of CC road from village Munda Chhak to School	Rada	5.00	100mtrs	5.00	62	62/BF		PBDA	CCD
72	2019-20			Const. of CC road from Bisirikuthi to Nalu House & Middle Tube well to Bhujara Munda	Ganeswarpu r	5.00	500mtrs	25.00	9	9/BF		PBDA	CCD
73	2019-20			Const. of CC road & Bridge from School to Gai Gothani	Ganeswarpu r	5.00	200mtrs	10.00	9	9/BF		PBDA	CCD

Sl.No	Year	Sectors	Sub-sectors	Annual Works Proposed (along with rates)	Name of Village / Hamlet where the proposed works is to be undertaken	Unit Cost. In Lakh	Quantity (Where applicable eg. Housing roads etc.) In Numbers, In Ac, In Mtrs	Financial Target (Rs. In lakhs)	No. of PTG Beneficiaies (Male & Female Separately where feasible)			Implementing Agency (State Govt./ UT Admb./ NGO)	Funding Source
									Total	Male	Female		
I	II	III	IV	V	VI	VII	VIII	IX	X	XI	XII	X	XI
74	2019-20			Const. of Moorum road from Ganeswarpur to Bhimkand	Ganeswarpur	8.00	1km	8.00	9	9/BF		PBDA	CCD
75	2019-20			Const. of Moorum road from Bhimkand to Bandhabhuin	Bandhabhuin	8.00	2km	16.00	200	200/BF		PBDA	CCD
76	2019-20			Const. of CC road from Bandhabhuin to Pattamund Ghati	Bandhabhuin	5.00	1000mtrs	50.00	100	100/BF		PBDA	CCD
77	2019-20			Const. of road & Bridge Bandhabhuin to Ganeswarpur	Bandhabhuin	5.00	400mtrs	20.00	100	100/BF		PBDA	CCD
78	2019-20			Const. of Bridge at School front at Salei	Salei	3.50	1	3.50	81	81/BF		PBDA	Art 275(1)
79	2019-20			Const. of Bridge at Chudakuta at Salei	Salei	3.50	1	3.50	81	81/BF		PBDA	Art 275(1)
80	2019-20			Sub-total				311.50					
81	2019-20		Electrification	Solar electrification of 63 beneficiaries at Rada	Rada	0.10	63	6.30	63	63/BF		OREDA	CCD
82	2019-20			Sub-total				6.30					
83	2019-20	Total						433.96					
84	2019-20	Sustainable Livelihood Project	Irrigation	Const. of New Pond at Rugudihi	Rugudihi	5.00	100mtrs	5.00	40	40/BF		PBDA	CCD
85	2019-20			Const. of New Pond at Timi	Timi	5.00	30mx30mx30m	5.00	85	85/BF		PBDA	CCD
86	2019-20			Const. of CC canal at Kaijadi	Timi	5.00	100mtrs	5.00	85	85/BF		PBDA	CCD
87	2019-20			Const. of CC canal at Chuapani	Timi	5.00	100mtrs	5.00	85	85/BF		PBDA	CCD
88	2019-20			Const. of Deep Bore well & Irrigation Point	Timi	10.00	1	10.00	85	85/BF		PBDA	Art 275(1)
89	2019-20			Const. of New Pond at Rada	Rada	5.00	30mx30mx30m	5.00	62	62/BF		PBDA	CCD
90	2019-20			Renovation of Ganeswarpur Pond	Ganeswarpur	2.00	30mx30mx30m	2.00	9	9/BF		PBDA	CCD
91	2019-20			Const. of CC canal from Bara Mula to Gadwan	Ganeswarpur	5.00	200mtrs	10.00	9	9/BF		PBDA	Art 275(1)
92	2019-20			Exten. & Repair of CC Canal at Bhimkand	Bandhabhuin	5.00	600mtrs	30.00	51	51/BF		PBDA	CCD

Sl.No	Year	Sectors	Sub-sectors	Annual Works Proposed (along with rates)	Name of Village / Hamlet where the proposed works is to be undertaken	Unit Cost. In Lakh	Quantity (Where applicable eg. Housing roads etc.) In Numbers, In Ac, In Mtrs	Financial Target (Rs. In lakhs)	No. of PTG Beneficiaies (Male & Female Separately where feasible)			Implementing Agency (State Govt./ UT Admb./ NGO)	Funding Source
									Total	Male	Female		
I	II	III	IV	V	VI	VII	VIII	IX	X	XI	XII	X	XI
93	2019-20			Const. of New Pond	Bandhabhain	5.00	30mx30mx30m	5.00	51	51/BF		PBDA	CCD
94	2019-20			Const. of Check Dam & Lift Irrigation Point at Jautuka Nala	Bandhabhain	50.00	1	50.00	200	200/BF		PBDA	CCD
95	2019-20			Sub-total				132.00					
96	2019-20		Land Development	Land Development	Salei	0.20	40ac	8.00	81	81/BF		MGNREG A	PR Deptt.
97	2019-20			Land Development	Rugudihi	0.20	10ac	2.00	37	37/BF		MGNREG A	PR Deptt.
98	2019-20			Land Development	Bandhabhain	0.20	22ac	4.40	51	51/BF		MGNREG A	PR Deptt.
99	2019-20			Sub-total				14.40					
100	2019-20		Horticulture	Mushroon Cultivation	26 villages	0.05	150	7.50	250	250/BF		PBDA/ Horticulture	SCA to TSP
101	2019-20			Supply of Potato, Vegetable, Onion Fertilizers & Pesticide etc.	Jamardihi	0.32	12ac	3.84	144	144/BF		PBDA/ Horticulture	Horticulture
102	2019-20			Banana	Jamardihi	0.40	10ac	4.00	10	10/BF		PBDA/ Horticulture	Horticulture
103	2019-20			Cashew nut plantation	Jamardihi	0.15	4ac	0.60	20	20/BF		PBDA/ Horticulture	Horticulture
104	2019-20			Mango & Orange	Jamardihi	0.37	9ac	3.33	20	20/BF		PBDA/ Horticulture	Horticulture
105	2019-20			Zinger, Trumeric Seeds	Jamardihi	0.36	10ac	3.60	144	144/BF		PBDA/ Horticulture	Horticulture
106	2019-20			Supply of Potato, Vegetable, Onion Fertilizers & Pesticide etc.	Dudipani	0.32	15ac	4.80	118	118/BF		PBDA/ Horticulture	Horticulture

Sl.No	Year	Sectors	Sub-sectors	Annual Works Proposed (along with rates)	Name of Village / Hamlet where the proposed works is to be undertaken	Unit Cost. In Lakh	Quantity (Where applicable eg. Housing roads etc.) In Numbers, In Ac, In Mtrs	Financial Target (Rs. In lakhs)	No. of PTG Beneficiaies (Male & Female Separately where feasible)			Implementing Agency (State Govt./ UT Admb./ NGO)	Funding Source
									Total	Male	Female		
I	II	III	IV	V	VI	VII	VIII	IX	X	XI	XII	X	XI
107	2019-20			Banana	Dudipani	0.40	10ac	4.00	10	10/BF		PBDA/ Horticulture	Horticulture
108	2019-20			Cashew nut plantation	Dudipani	0.15	4ac	0.60	20	20/BF		PBDA/ Horticulture	Horticulture
109	2019-20			Mango & Orange	Dudipani	0.37	9ac	3.33	20	20/BF		PBDA/ Horticulture	Horticulture
110	2019-20			Zinger, Trumeric Seeds	Dudipani	0.36	10ac	3.60	118	118/BF		PBDA/ Horticulture	Horticulture
111	2019-20			Supply of Potato, Vegetable, Onion Fertilizers & Pesticide etc.	Timi	0.32	12ac	3.84	85	85/BF		PBDA/ Horticulture	Horticulture
112	2019-20			Banana	Timi	0.40	10ac	4.00	10	10/BF		PBDA/ Horticulture	Horticulture
113	2019-20			Cashew nut plantation	Timi	0.15	4ac	0.60	20	20/BF		PBDA/ Horticulture	Horticulture
114	2019-20			Mango & Orange	Timi	0.37	9ac	3.33	20	20/BF		PBDA/ Horticulture	Horticulture
115	2019-20			Zinger, Trumeric Seeds	Timi	0.36	10ac	3.60	85	85/BF		PBDA/ Horticulture	Horticulture
116	2019-20			Supply of Potato, Vegetable, Onion Fertilizers & Pesticide etc.	Duipani	0.32	15ac	4.80	131	131/BF		PBDA/ Horticulture	Horticulture
117	2019-20			Banana	Duipani	0.40	10ac	4.00	10	10/BF		PBDA/ Horticulture	Horticulture
118	2019-20			Cashew nut plantation	Duipani	0.15	4ac	0.60	20	20/BF		PBDA/ Horticulture	Horticulture

Sl.No	Year	Sectors	Sub-sectors	Annual Works Proposed (along with rates)	Name of Village / Hamlet where the proposed works is to be undertaken	Unit Cost. In Lakh	Quantity (Where applicable eg. Housing roads etc.) In Numbers, In Ac, In Mtrs	Financial Target (Rs. In lakhs)	No. of PTG Beneficiaies (Male & Female Separately where feasible)			Implementing Agency (State Govt./ UT Admb./ NGO)	Funding Source
									Total	Male	Female		
I	II	III	IV	V	VI	VII	VIII	IX	X	XI	XII	X	XI
119	2019-20			Mango & Orange	Duipani	0.37	9ac	3.33	20	20/BF		PBDA/ Horticulture	Horticulture
120	2019-20			Zinger, Trumeric Seeds	Duipani	0.36	10ac	3.60	131	131/BF		PBDA/ Horticulture	Horticulture
121	2019-20			Supply of Potato, Vegetable, Onion Fertilizers & Pesticide etc.	Nagira	0.32	15ac	4.80	143	143/BF		PBDA/ Horticulture	Horticulture
122	2019-20			Banana	Nagira	0.40	10ac	4.00	10	10/BF		PBDA/ Horticulture	Horticulture
123	2019-20			Cashew nut plantation	Nagira	0.15	4ac	0.60	20	20/BF		PBDA/ Horticulture	Horticulture
124	2019-20			Mango & Orange	Nagira	0.37	9ac	3.33	20	20/BF		PBDA/ Horticulture	Horticulture
125	2019-20			Zinger, Trumeric Seeds	Nagira	0.36	10ac	3.60	131	131/BF		PBDA/ Horticulture	Horticulture
126	2019-20			Supply of Potato, Vegetable, Onion Fertilizers & Pesticide etc.	Sibida	0.32	12ac	3.84	86	86/BF		PBDA/ Horticulture	Horticulture
127	2019-20			Banana	Sibida	0.40	10ac	4.00	10	10/BF		PBDA/ Horticulture	Horticulture
128	2019-20			Cashew nut plantation	Sibida	0.15	4ac	0.60	20	20/BF		PBDA/ Horticulture	Horticulture
129	2019-20			Mango & Orange	Sibida	0.34	5ac	1.70	20	20/BF		PBDA/ Horticulture	Horticulture
130	2019-20			Zinger, Trumeric Seeds	Sibida	0.30	8ac	2.40	86	86/BF		PBDA/ Horticulture	Horticulture

Sl.No	Year	Sectors	Sub-sectors	Annual Works Proposed (along with rates)	Name of Village / Hamlet where the proposed works is to be undertaken	Unit Cost. In Lakh	Quantity (Where applicable eg. Housing roads etc.) In Numbers, In Ac, In Mtrs	Financial Target (Rs. In lakhs)	No. of PTG Beneficiaies (Male & Female Separately where feasible)			Implementing Agency (State Govt./ UT Admb./ NGO)	Funding Source
									Total	Male	Female		
I	II	III	IV	V	VI	VII	VIII	IX	X	XI	XII	X	XI
131	2019-20			Supply of Potato, Vegetable, Onion Fertilizers & Pesticide etc.	Kadambinipur	0.32	4ac	1.28	39	39/BF		PBDA/ Horticulture	Horticulture
132	2019-20			Banana	Kadambinipur	0.40	5ac	2.00	5	5/BF		PBDA/ Horticulture	Horticulture
133	2019-20			Cashew nut plantation	Kadambinipur	0.15	2ac	0.30	5	5/BF		PBDA/ Horticulture	Horticulture
134	2019-20			Mango & Orange	Kadambinipur	0.37	2ac	0.74	5	5/BF		PBDA/ Horticulture	Horticulture
135	2019-20			Zinger, Trumeric Seeds	Kadambinipur	0.36	2ac	0.72	39	39/BF		PBDA/ Horticulture	Horticulture
136	2019-20			Supply of Potato, Vegetable, Onion Fertilizers & Pesticide etc.	Jamudiha	0.32	4ac	1.28	32	32/BF		PBDA/ Horticulture	Horticulture
137	2019-20			Cashew nut plantation	Jamudiha	0.15	2ac	0.30	5	5/BF		PBDA/ Horticulture	Horticulture
138	2019-20			Zinger, Trumeric Seeds	Jamudiha	0.36	2ac	0.72	32	32/BF		PBDA/ Horticulture	Horticulture
139	2019-20			Supply of Potato, Vegetable, Onion Fertilizers & Pesticide etc.	Balibahal	0.32	5ac	1.60	47	47/BF		PBDA/ Horticulture	Horticulture
140	2019-20			Cashew nut plantation	Balibahal	0.15	2ac	0.30	5	5/BF		PBDA/ Horticulture	Horticulture
141	2019-20			Zinger, Trumeric Seeds	Balibahal	0.36	3ac	1.08	47	47/BF		PBDA/ Horticulture	Horticulture
142	2019-20			Supply of Potato, Vegetable, Onion Fertilizers & Pesticide etc.	Rugudihi	0.32	4ac	1.28	40	40/BF		PBDA/ Horticulture	Horticulture

Sl.No	Year	Sectors	Sub-sectors	Annual Works Proposed (along with rates)	Name of Village / Hamlet where the proposed works is to be undertaken	Unit Cost. In Lakh	Quantity (Where applicable eg. Housing roads etc.) In Numbers, In Ac, In Mtrs	Financial Target (Rs. In lakhs)	No. of PTG Beneficiaies (Male & Female Separately where feasible)			Implementing Agency (State Govt./ UT Admb./ NGO)	Funding Source
									Total	Male	Female		
I	II	III	IV	V	VI	VII	VIII	IX	X	XI	XII	X	XI
143	2019-20			Cashew nut plantation	Rugudihi	0.15	2ac	0.30	5	5/BF		PBDA/ Horticulture	Horticulture
144	2019-20			Zinger, Trumeric Seeds	Rugudihi	0.36	2ac	0.72	40	40/BF		PBDA/ Horticulture	Horticulture
145	2019-20			Supply of Potato, Vegetable, Onion Fertilizers & Pesticide etc.	Salei	0.32	12ac	3.84	81	81/BF		PBDA/ Horticulture	Horticulture
146	2019-20			Cashew nut plantation	Salei	0.15	3ac	0.45	20	20/BF		PBDA/ Horticulture	Horticulture
147	2019-20			Zinger, Trumeric Seeds	Salei	0.36	10ac	3.60	81	81/BF		PBDA/ Horticulture	Horticulture
148	2019-20			Supply of Potato, Vegetable, Onion Fertilizers & Pesticide etc.	Sandhar	0.32	5ac	1.60	63	63/BF		PBDA/ Horticulture	Horticulture
149	2019-20			Cashew nut plantation	Sandhar	0.15	2ac	0.30	5	5/BF		PBDA/ Horticulture	Horticulture
150	2019-20			Zinger, Trumeric Seeds	Sandhar	0.36	3ac	1.08	63	63/BF		PBDA/ Horticulture	Horticulture
151	2019-20			Supply of Potato, Vegetable, Onion Fertilizers & Pesticide etc.	Jallha	0.32	2ac	0.64	14	14/BF		PBDA/ Horticulture	Horticulture
152	2019-20			Cashew nut plantation	Jallha	0.15	2ac	0.30	5	5/BF		PBDA/ Horticulture	Horticulture
153	2019-20			Zinger, Trumeric Seeds	Jallha	0.36	2ac	0.72	14	14/BF		PBDA/ Horticulture	Horticulture
154	2019-20			Supply of Potato, Vegetable, Onion Fertilizers & Pesticide etc.	Kaira	0.32	3ac	0.96	32	31/BF		PBDA/ Horticulture	Horticulture

Sl.No	Year	Sectors	Sub-sectors	Annual Works Proposed (along with rates)	Name of Village / Hamlet where the proposed works is to be undertaken	Unit Cost. In Lakh	Quantity (Where applicable eg. Housing roads etc.) In Numbers, In Ac, In Mtrs	Financial Target (Rs. In lakhs)	No. of PTG Beneficiaies (Male & Female Separately where feasible)			Implementing Agency (State Govt./ UT Admb./ NGO)	Funding Source
									Total	Male	Female		
I	II	III	IV	V	VI	VII	VIII	IX	X	XI	XII	X	XI
155	2019-20			Cashew nut plantation	Kaira	0.15	2ac	0.30	5	5/BF		PBDA/ Horticulture	Horticulture
156	2019-20			Zinger, Trumeric Seeds	Kaira	0.36	2ac	0.72	32	31/BF		PBDA/ Horticulture	Horticulture
157	2019-20			Supply of Potato, Vegetable, Onion Fertilizers & Pesticide etc.	Baradihi	0.32	5ac	1.60	52	52/BF		PBDA/ Horticulture	Horticulture
158	2019-20			Cashew nut plantation	Baradihi	0.15	2ac	0.30	5	5/BF		PBDA/ Horticulture	Horticulture
159	2019-20			Zinger, Trumeric Seeds	Baradihi	0.36	2ac	0.72	52	52/BF		PBDA/ Horticulture	Horticulture
160	2019-20			Supply of Potato, Vegetable, Onion Fertilizers & Pesticide etc.	Barunadihi	0.32	4ac	1.28	32	31/BF		PBDA/ Horticulture	Horticulture
161	2019-20			Cashew nut plantation	Barunadihi	0.15	2ac	0.30	5	5/BF		PBDA/ Horticulture	Horticulture
162	2019-20			Zinger, Trumeric Seeds	Barunadihi	0.36	2ac	0.72	32	31/BF		PBDA/ Horticulture	Horticulture
163	2019-20			Supply of Potato, Vegetable, Onion Fertilizers & Pesticide etc.	Rada	0.32	5ac	1.60	63	63/BF		PBDA/ Horticulture	Horticulture
164	2019-20			Cashew nut plantation	Rada	0.15	2ac	0.30	5	5/BF		PBDA/ Horticulture	Horticulture
165	2019-20			Zinger, Trumeric Seeds	Rada	0.36	2ac	0.72	63	63/BF		PBDA/ Horticulture	Horticulture
166	2019-20			Supply of Potato, Vegetable, Onion Fertilizers & Pesticide etc.	Tanugula	0.32	10ac	3.20	92	92/BF		PBDA/ Horticulture	Horticulture

Sl.No	Year	Sectors	Sub-sectors	Annual Works Proposed (along with rates)	Name of Village / Hamlet where the proposed works is to be undertaken	Unit Cost. In Lakh	Quantity (Where applicable eg. Housing roads etc.) In Numbers, In Ac, In Mtrs	Financial Target (Rs. In lakhs)	No. of PTG Beneficiaies (Male & Female Separately where feasible)			Implementing Agency (State Govt./ UT Admb./ NGO)	Funding Source
									Total	Male	Female		
I	II	III	IV	V	VI	VII	VIII	IX	X	XI	XII	X	XI
167	2019-20			Cashew nut plantation	Tanugula	0.15	3ac	0.45	20	20/BF		PBDA/ Horticulture	Horticulture
168	2019-20			Zinger, Trumeric Seeds	Tanugula	0.36	6ac	2.16	92	92/BF		PBDA/ Horticulture	Horticulture
169	2019-20			Supply of Potato, Vegetable, Onion Fertilizers & Pesticide etc.	Bhimkand	0.32	5ac	1.60	62	62/BF		PBDA/ Horticulture	Horticulture
170	2019-20			Cashew nut plantation	Bhimkand	0.15	2ac	0.30	5	5/BF		PBDA/ Horticulture	Horticulture
171	2019-20			Zinger, Trumeric Seeds	Bhimkand	0.36	3ac	1.08	62	62/BF		PBDA/ Horticulture	Horticulture
172	2019-20			Supply of Potato, Vegetable, Onion Fertilizers & Pesticide etc.	Bandhabhain	0.32	5ac	1.60	51	51/BF		PBDA/ Horticulture	Horticulture
173	2019-20			Cashew nut plantation	Bandhabhain	0.15	2ac	0.30	5	5/BF		PBDA/ Horticulture	Horticulture
174	2019-20			Zinger, Trumeric Seeds	Bandhabhain	0.36	3ac	1.08	51	51/BF		PBDA/ Horticulture	Horticulture
175	2019-20			Supply of Potato, Vegetable, Onion Fertilizers & Pesticide etc.	Ganeswarpu r	0.32	2ac	0.64	9	9/BF		PBDA/ Horticulture	Horticulture
176	2019-20			Cashew nut plantation	Ganeswarpu r	0.15	1ac	0.15	5	5/BF		PBDA/ Horticulture	Horticulture
177	2019-20			Zinger, Trumeric Seeds	Ganeswarpu r	0.36	2ac	0.72	9	9/BF		PBDA/ Horticulture	Horticulture
178	2019-20			Supply of Potato, Vegetable, Onion Fertilizers & Pesticide etc.	Pattamund	0.32	5ac	1.60	45	45/BF		PBDA/ Horticulture	Horticulture

Sl.No	Year	Sectors	Sub-sectors	Annual Works Proposed (along with rates)	Name of Village / Hamlet where the proposed works is to be undertaken	Unit Cost. In Lakh	Quantity (Where applicable eg. Housing roads etc.) In Numbers, In Ac, In Mtrs	Financial Target (Rs. In lakhs)	No. of PTG Beneficiaies (Male & Female Separately where feasible)			Implementing Agency (State Govt./ UT Admb./ NGO)	Funding Source
									Total	Male	Female		
I	II	III	IV	V	VI	VII	VIII	IX	X	XI	XII	X	XI
179	2019-20			Cashew nut plantation	Pattamund	0.15	2ac	0.30	5	5/BF		PBDA/ Horticulture	Horticulture
180	2019-20			Zinger, Trumeric Seeds	Pattamund	0.36	3ac	1.08	45	45/BF		PBDA/ Horticulture	Horticulture
181	2019-20			Supply of Potato, Vegetable, Onion Fertilizers & Pesticide etc.	Itee	0.32	5ac	1.60	41	41/BF		PBDA/ Horticulture	Horticulture
182	2019-20			Cashew nut plantation	Itee	0.15	1ac	0.15	5	5/BF		PBDA/ Horticulture	Horticulture
183	2019-20			Zinger, Trumeric Seeds	Itee	0.36	3ac	1.08	41	41/BF		PBDA/ Horticulture	Horticulture
184	2019-20			Supply of Potato, Vegetable, Onion Fertilizers & Pesticide etc.	Siaria	0.32	5ac	1.60	37	37/BF		PBDA/ Horticulture	Horticulture
185	2019-20			Cashew nut plantation	Siaria	0.15	2ac	0.30	5	5/BF		PBDA/ Horticulture	Horticulture
186	2019-20			Zinger, Trumeric Seeds	Siaria	0.36	3ac	1.08	37	37/BF		PBDA/ Horticulture	Horticulture
187	2019-20			Supply of Potato, Vegetable, Onion Fertilizers & Pesticide etc.	Kurtibaspur	0.32	2ac	0.64	9	9/BF		PBDA/ Horticulture	Horticulture
188	2019-20			Cashew nut plantation	Kurtibaspur	0.15	1ac	0.15	5	5/BF		PBDA/ Horticulture	Horticulture
189	2019-20			Zinger, Trumeric Seeds	Kurtibaspur	0.36	2ac	0.72	9	9/BF		PBDA/ Horticulture	Horticulture
190	2019-20			Supply of Potato, Vegetable, Onion Fertilizers & Pesticide etc.	Khadaka	0.32	32ac	3.20	81	81/BF		PBDA/ Horticulture	Horticulture

Sl.No	Year	Sectors	Sub-sectors	Annual Works Proposed (along with rates)	Name of Village / Hamlet where the proposed works is to be undertaken	Unit Cost. In Lakh	Quantity (Where applicable eg. Housing roads etc.) In Numbers, In Ac, In Mtrs	Financial Target (Rs. In lakhs)	No. of PTG Beneficiaies (Male & Female Separately where feasible)			Implementing Agency (State Govt./ UT Admb./ NGO)	Funding Source
									Total	Male	Female		
I	II	III	IV	V	VI	VII	VIII	IX	X	XI	XII	X	XI
191	2019-20			Cashew nut plantation	Khadaka	0.15	3ac	0.45	20	20/BF		PBDA/ Horticulture	Horticulture
192	2019-20			Zinger, Trumeric Seeds	Khadaka	0.36	10ac	3.60	81	81/BF		PBDA/ Horticulture	Horticulture
193	2019-20			Sub-total				165.27					
194	2019-20		Agriculture	Maze Cultivation	Jamardihi	0.05	5ac	0.25	144	144/BF		PBDA/ Agriculture	Agriculture
195	2019-20			Mustard Cultivation	Jamardihi	0.025	5ac	0.12	144	144/BF		PBDA/ Agriculture	Agriculture
196	2019-20			Maze Cultivation	Dudipani	0.05	10ac	0.50	118	118/BF		PBDA/ Agriculture	Agriculture
197	2019-20			Mustard Cultivation	Dudipani	0.025	10ac	0.25	118	118/BF		PBDA/ Agriculture	Agriculture
198	2019-20			Maze Cultivation	Timi	0.05	10ac	0.50	85	85/BF		PBDA/ Agriculture	Agriculture
199	2019-20			Mustard Cultivation	Timi	0.025	10ac	0.25	85	85/BF		PBDA/ Agriculture	Agriculture
200	2019-20			Paddy Cultivation	Timi	0.02	10ac	0.20	85	85/BF		PBDA/ Agriculture	Agriculture
201	2019-20			Wheat Cultivation	Duipani	0.05	10ac	0.50	131	131/BF		PBDA/ Agriculture	Agriculture
202	2019-20			Maze Cultivation	Duipani	0.05	10ac	0.50	131	131/BF		PBDA/ Agriculture	Agriculture

Sl.No	Year	Sectors	Sub-sectors	Annual Works Proposed (along with rates)	Name of Village / Hamlet where the proposed works is to be undertaken	Unit Cost. In Lakh	Quantity (Where applicable eg. Housing roads etc.) In Numbers, In Ac, In Mtrs	Financial Target (Rs. In lakhs)	No. of PTG Beneficiaies (Male & Female Separately where feasible)			Implementing Agency (State Govt./ UT Admb./ NGO)	Funding Source
									Total	Male	Female		
I	II	III	IV	V	VI	VII	VIII	IX	X	XI	XII	X	XI
203	2019-20			Mustard Cultivation	Duipani	0.025	5ac	0.12	131	131/BF		PBDA/ Agriculture	Agriculture
204	2019-20			Wheat Cultivation	Nagira	0.05	10ac	0.50	143	143/BF		PBDA/ Agriculture	Agriculture
205	2019-20			Maze Cultivation	Nagira	0.05	10ac	0.50	143	143/BF		PBDA/ Agriculture	Agriculture
206	2019-20			Paddy Cultivation	Nagira	0.02	6ac	0.12	143	143/BF		PBDA/ Agriculture	Agriculture
207	2019-20			Mustard Cultivation	Nagira	0.025	5ac	0.12	143	143/BF		PBDA/ Agriculture	Agriculture
208	2019-20			Wheat Cultivation	Sibida	0.05	30ac	1.50	86	86/BF		PBDA/ Agriculture	Agriculture
209	2019-20			Maze Cultivation	Sibida	0.05	10ac	0.50	86	86/BF		PBDA/ Agriculture	Agriculture
210	2019-20			Mustard Cultivation	Sibida	0.025	5ac	0.12	86	86/BF		PBDA/ Agriculture	Agriculture
211	2019-20			Wheat Cultivation	Kadambinipur	0.05	5ac	0.25	39	39/BF		PBDA/ Agriculture	Agriculture
212	2019-20			Maze Cultivation	Kadambinipur	0.05	2ac	0.10	5	39/BF		PBDA/ Agriculture	Agriculture
213	2019-20			Mustard Cultivation	Kadambinipur	0.025	2ac	0.04	5	39/BF		PBDA/ Agriculture	Agriculture
214	2019-20			Wheat Cultivation	Jamudiha	0.05	5ac	0.25	39	31/BF		PBDA/ Agriculture	Agriculture

Sl.No	Year	Sectors	Sub-sectors	Annual Works Proposed (along with rates)	Name of Village / Hamlet where the proposed works is to be undertaken	Unit Cost. In Lakh	Quantity (Where applicable eg. Housing roads etc.) In Numbers, In Ac, In Mtrs	Financial Target (Rs. In lakhs)	No. of PTG Beneficiaies (Male & Female Separately where feasible)			Implementing Agency (State Govt./ UT Admb./ NGO)	Funding Source
									Total	Male	Female		
I	II	III	IV	V	VI	VII	VIII	IX	X	XI	XII	X	XI
215	2019-20			Maze Cultivation	Jamudiha	0.05	2ac	0.10	5	31/BF		PBDA/ Agriculture	Agriculture
216	2019-20			Mustard Cultivation	Jamudiha	0.025	2ac	0.04	5	31/BF		PBDA/ Agriculture	Agriculture
217	2019-20			Maze Cultivation	Balibahal	0.05	7 ac	0.35	47	47/BF		PBDA/ Agriculture	Agriculture
218	2019-20			Paddy Cuitivation	Balibahal	0.02	7 ac	0.14	47	47/BF		PBDA/ Agriculture	Agriculture
219	2019-20			Mustard Cultivation	Balibahal	0.025	7 ac	0.15	47	47/BF		PBDA/ Agriculture	Agriculture
220	2019-20			Maze Cultivation	Rugudihi	0.05	5ac	0.25	40	40/BF		PBDA/ Agriculture	Agriculture
221	2019-20			Mustard Cultivation	Rugudihi	0.025	5ac	0.12	40	40/BF		PBDA/ Agriculture	Agriculture
222	2019-20			Maze Cultivation	Salei	0.05	10ac	0.50	81	81/BF		PBDA/ Agriculture	Agriculture
223	2019-20			Mustard Cultivation	Salei	0.025	5ac	0.12	81	81/BF		PBDA/ Agriculture	Agriculture
224	2019-20			Maze Cultivation	Sandhar	0.05	7 ac	0.35	63	63/BF		PBDA/ Agriculture	Agriculture
225	2019-20			Paddy Cuitivation	Sandhar	0.02	7 ac	0.14	63	63/BF		PBDA/ Agriculture	Agriculture
226	2019-20			Mustard Cultivation	Sandhar	0.025	7 ac	0.15	63	63/BF		PBDA/ Agriculture	Agriculture

Sl.No	Year	Sectors	Sub-sectors	Annual Works Proposed (along with rates)	Name of Village / Hamlet where the proposed works is to be undertaken	Unit Cost. In Lakh	Quantity (Where applicable eg. Housing roads etc.) In Numbers, In Ac, In Mtrs	Financial Target (Rs. In lakhs)	No. of PTG Beneficiaies (Male & Female Separately where feasible)			Implementing Agency (State Govt./ UT Admb./ NGO)	Funding Source
									Total	Male	Female		
I	II	III	IV	V	VI	VII	VIII	IX	X	XI	XII	X	XI
227	2019-20			Maze Cultivation	Jallha	0.05	3 ac	0.15	14	14/BF		PBDA/ Agriculture	Agriculture
228	2019-20			Mustard Cultivation	Jallha	0.025	3 ac	0.07	14	14/BF		PBDA/ Agriculture	Agriculture
229	2019-20			Maze Cultivation	Kaira	0.05	5ac	0.25	32	31/BF		PBDA/ Agriculture	Agriculture
230	2019-20			Mustard Cultivation	Kaira	0.025	5ac	0.12	32	31/BF		PBDA/ Agriculture	Agriculture
231	2019-20			Maze Cultivation	Baradihi	0.05	7 ac	0.35	52	52/BF		PBDA/ Agriculture	Agriculture
232	2019-20			Paddy Cuvivation	Baradihi	0.02	7 ac	0.14	52	52/BF		PBDA/ Agriculture	Agriculture
233	2019-20			Mustard Cultivation	Baradihi	0.025	7 ac	0.15	52	52/BF		PBDA/ Agriculture	Agriculture
234	2019-20			Maze Cultivation	Barunadihi	0.05	5ac	0.25	32	31/BF		PBDA/ Agriculture	Agriculture
235	2019-20			Paddy Cuvivation	Barunadihi	0.02	5ac	0.10	32	31/BF		PBDA/ Agriculture	Agriculture
236	2019-20			Mustard Cultivation	Barunadihi	0.025	5ac	0.12	32	31/BF		PBDA/ Agriculture	Agriculture
237	2019-20			Maze Cultivation	Rada	0.05	7 ac	0.35	63	63/BF		PBDA/ Agriculture	Agriculture
238	2019-20			Paddy Cuvivation	Rada	0.02	3ac	0.06	63	63/BF		PBDA/ Agriculture	Agriculture

Sl.No	Year	Sectors	Sub-sectors	Annual Works Proposed (along with rates)	Name of Village / Hamlet where the proposed works is to be undertaken	Unit Cost. In Lakh	Quantity (Where applicable eg. Housing roads etc.) In Numbers, In Ac, In Mtrs	Financial Target (Rs. In lakhs)	No. of PTG Beneficiaies (Male & Female Separately where feasible)			Implementing Agency (State Govt./ UT Admb./ NGO)	Funding Source
									Total	Male	Female		
I	II	III	IV	V	VI	VII	VIII	IX	X	XI	XII	X	XI
239	2019-20			Mustard Cultivation	Rada	0.025	7 ac	0.15	63	63/BF		PBDA/ Agriculture	Agriculture
240	2019-20			Maze Cultivation	Tanugula	0.05	5ac	0.25	92	92/BF		PBDA/ Agriculture	Agriculture
241	2019-20			Mustard Cultivation	Tanugula	0.025	5ac	0.12	92	92/BF		PBDA/ Agriculture	Agriculture
242	2019-20			Maze Cultivation	Bhimkand	0.05	7 ac	0.35	62	62/BF		PBDA/ Agriculture	Agriculture
243	2019-20			Mustard Cultivation	Bhimkand	0.025	7 ac	0.15	62	62/BF		PBDA/ Agriculture	Agriculture
244	2019-20			Maze Cultivation	Bandhabhain	0.05	7 ac	0.35	51	51/BF		PBDA/ Agriculture	Agriculture
245	2019-20			Mustard Cultivation	Bandhabhain	0.025	7 ac	0.15	51	51/BF		PBDA/ Agriculture	Agriculture
246	2019-20			Maze Cultivation	Ganeswarpu r	0.05	7 ac	0.35	51	51/BF		PBDA/ Agriculture	Agriculture
247	2019-20			Mustard Cultivation	Ganeswarpu r	0.025	3 ac	0.07	9	9/BF		PBDA/ Agriculture	Agriculture
248	2019-20			Maze Cultivation	Pattamund	0.05	10ac	0.50	45	45/BF		PBDA/ Agriculture	Agriculture
249	2019-20			Mustard Cultivation	Pattamund	0.025	5ac	0.12	45	45/BF		PBDA/ Agriculture	Agriculture
250	2019-20			Maze Cultivation	Itee	0.05	7 ac	0.35	41	41/BF		PBDA/ Agriculture	Agriculture

Sl.No	Year	Sectors	Sub-sectors	Annual Works Proposed (along with rates)	Name of Village / Hamlet where the proposed works is to be undertaken	Unit Cost. In Lakh	Quantity (Where applicable eg. Housing roads etc.) In Numbers, In Ac, In Mtrs	Financial Target (Rs. In lakhs)	No. of PTG Beneficiaies (Male & Female Separately where feasible)			Implementing Agency (State Govt./ UT Admb./ NGO)	Funding Source
									Total	Male	Female		
I	II	III	IV	V	VI	VII	VIII	IX	X	XI	XII	X	XI
251	2019-20			Mustard Cultivation	Itee	0.025	7 ac	0.15	41	41/BF		PBDA/ Agriculture	Agriculture
252	2019-20			Maze Cultivation	Siaria	0.05	7 ac	0.35	37	37/BF		PBDA/ Agriculture	Agriculture
253	2019-20			Mustard Cultivation	Siaria	0.025	7 ac	0.15	37	37/BF		PBDA/ Agriculture	Agriculture
254	2019-20			Maze Cultivation	Kurtibaspur	0.05	3 ac	0.15	9	9/BF		PBDA/ Agriculture	Agriculture
255	2019-20			Mustard Cultivation	Kurtibaspur	0.025	3ac	0.70	9	9/BF		PBDA/ Agriculture	Agriculture
256	2019-20			Maze Cultivation	Khadaka	0.05	10ac	0.50	81	81/BF		PBDA/ Agriculture	Agriculture
257	2019-20			Mustard Cultivation	Khadaka	0.025	5ac	0.12	81	81/BF		PBDA/ Agriculture	Agriculture
258	2019-20			Supply of 3.1HP Pump sets with delivery Pipe	6village	0.25	15	3.75	15	15/BF		Agriculture 50% Subsidiary	SCA to TSP
259	2019-20			Supply of Spayer Machine	5 villages	0.02	30	0.60	30	30/BF		Agriculture 50% Subsidiary	SCA to TSP
260	2019-20			Supply of Vegetable carats	5 villages	0.01	500	5.00	500	500/BF		PBDA	SCA to TSP
261	2019-20			Sub-total				26.09					
262	2019-20		Animal Husbandry	51nos of Beneficiary require Plough Bullock at Bandhabhuin	Bandhabhuin	0.30	51	15.30	51	51/BF		PBDA	CCD

Sl.No	Year	Sectors	Sub-sectors	Annual Works Proposed (along with rates)	Name of Village / Hamlet where the proposed works is to be undertaken	Unit Cost. In Lakh	Quantity (Where applicable eg. Housing roads etc.) In Numbers, In Ac, In Mtrs	Financial Target (Rs. In lakhs)	No. of PTG Beneficiaies (Male & Female Separately where feasible)			Implementing Agency (State Govt./ UT Admb./ NGO)	Funding Source
									Total	Male	Female		
I	II	III	IV	V	VI	VII	VIII	IX	X	XI	XII	X	XI
263	2019-20			51nos of Beneficiary require 5 Goat at Bandhabhuin	Bandhabhuin	0.25	51	12.75	51	51/BF		PBDA	SCA to TSP
264	2019-20			27nos of Beneficiary require Plough Bullock at Baradihi	Rugudihi	0.30	27	8.10	27	27/BF		PBDA	CCD
265	2019-20			31nos of Beneficiary require 5 Goat at Baradihi	Rugudihi	0.25	31	7.75	31	31/BF		PBDA	SCA to TSP
266	2019-20			51nos of Beneficiary require Plough Bullock at Timi	Timi	0.30	51	15.30	51	51/BF		PBDA	CCD
267	2019-20			83nos of Beneficiary require 5 Goat at Timi	Timi	0.25	83	20.75	83	83/BF		PBDA	CCD
268	2019-20			63nos of Beneficiary require 5 Goat at Rada	Rada	0.25	63	15.75	63	63/BF		PBDA	CCD
269	2019-20			9nos of Beneficiary require Plough Bullock at Ganeswarpur	Ganeswarpur	0.30	9	2.70	9	9/BF		PBDA	SCA to TSP
270	2019-20			9nos of Beneficiary require 5 Goat at Ganeswarpur	Ganeswarpur	0.25	9	2.25	9	9/BF		PBDA	SCA to TSP
271	2019-20			329 nos Animal Shed	Timi, Bandhabhuin, Ganeswarpur, Rugudihi, Salei, Rada	0.40	329	131.60	329	329/BF		MGNREGA	PR Deptt.
272	2019-20			81nos of Beneficiary require 5 Goat at Salei	Salei	0.25	81	20.25	81	81/BF		PBDA	CCD
273	2019-20			Animal Health camps [In Nos]	26 Villages	0.20	1	0.20	1625	1625/BF		VET.	A & H Deptt.
274	2019-20			Sub-total				252.70					
275	2019-20		Market Link	Const. of 8nos Shop	Rugudihi	0.50	8	4.00	8	8/BF		PBDA	CCD
276	2019-20			Const. of Grain Bank at Timi	Timi	0.50	1	5.00	85	85/BF		PBDA	CCD
277	2019-20			Const. of 4 nos Shop	Timi	0.50	4	2.00	4	4/BF		PBDA	CCD
278	2019-20			Sub-total				11.00					
279	2019-20		Social Security	Renewal of AABY	25 villages	0.00100	1	1.63	1625	1625/BF		PBDA	CCD

Sl.No	Year	Sectors	Sub-sectors	Annual Works Proposed (along with rates)	Name of Village / Hamlet where the proposed works is to be undertaken	Unit Cost. In Lakh	Quantity (Where applicable eg. Housing roads etc.) In Numbers, In Ac, In Mtrs	Financial Target (Rs. In lakhs)	No. of PTG Beneficiaies (Male & Female Separately where feasible)			Implementing Agency (State Govt./ UT Admb./ NGO)	Funding Source
									Total	Male	Female		
I	II	III	IV	V	VI	VII	VIII	IX	X	XI	XII	X	XI
280	2019-20			Sub-total				1.63					
281	2019-20		Promotion of SHG	Processing Unit for Horticulture Product/ NTEP	400 nos	0.25	400	10.00	400	400/BF		PBDA	CCD
282	2019-20			Const. of 1 nos MCU	5 villages	3.50	1	3.50	325	325/BF		PBDA	CCD
283	2019-20			Sub-total				13.50					
284	2019-20	Total						616.59					
285	2019-20		Conservation of Culture	Const. of Compaund wall of Bisirikothi-cum-Knowledge Centre	Salei	5.00	1	5.00	81	81/BF		PBDA	CCD
286	2019-20			Sponsoring of cultural troupes for participation at District/State/National programme			10.00	1	10.00				PBDA
287	2019-20			Annual Tribal sports at Micoproject level to identify the sports talent		2.00	1	2.00				PBDA	Sports&youth services
288	2019-20			Exposure visit to other Micro project area		2.00	1	2.00				PBDA	CCD
289	2019-20			Const. of Bisirikothi -cum-Knowledge Centre	Timi	7.50	1	7.50	85	85/BF		PBDA	CCD
290	2019-20			Const. of Bisirikothi -cum-Knowledge Centre	Rada	7.50	1	7.50	62	63/BF		PBDA	CCD
291	2019-20			Const. of Bisirikothi & Mandap Chandini-cum-Knowledge Centre	Bandhabhain	10.00	1	10.00	51	51/BF		PBDA	CCD
292	2019-20	Total						44.00					
293	2019-20		Capacity Building	Agriculture and Horticulture training programme	5 villages	0.50	5	2.50	336	336/BF		PBDA	CCD
294	2019-20			Training of Masroon Cultivation Programme	10 villages	0.01	250	2.50	250	250/BF		PBDA	CCD
295	2019-20			Training of Horticulture crops cultivation Banana, Cashew nut, Mango	10 villages	0.20	10	2.00	250	250/BF		PBDA	CCD
296	2019-20			Exposer visit of progresisve farmer withen state		0.10	5	1.50	300	300/BF		PBDA	CCD

Sl.No	Year	Sectors	Sub-sectors	Annual Works Proposed (along with rates)	Name of Village / Hamlet where the proposed works is to be undertaken	Unit Cost. In Lakh	Quantity (Where applicable eg. Housing roads etc.) In Numbers, In Ac, In Mtrs	Financial Target (Rs. In lakhs)	No. of PTG Beneficiaies (Male & Female Separately where feasible)			Implementing Agency (State Govt./ UT Admb./ NGO)	Funding Source
									Total	Male	Female		
I	II	III	IV	V	VI	VII	VIII	IX	X	XI	XII	X	XI
297	2019-20			Training of Progressive farmer on intensive agriculture practices		0.15	10	1.50	300	300/BF		PBDA	CCD
298	2019-20			Training of Organic cultivation		0.15	10	1.50	300	300/BF		PBDA	CCD
299	2019-20			Taking of farmer field school		0.20	4	0.80	80	80/BF		PBDA	CCD
300	2019-20			Training on Disease treatment of Bullock	10 villages	0.60	4	2.40	610	610/BF		PBDA	CCD
301	2019-20			Training on Disease treatment of Goat	10 villages	0.60	4	2.40	610	610/BF		PBDA	CCD
302	2019-20			Exposer visit of Chipilima		1.00	10	10.00	300	300/BF		PBDA	CCD
303	2019-20			Training on Psiculture		0.10	3	0.30	30	30/BF		PBDA	CCD
304	2019-20			Training on Maleria Privension	26 Villages	0.26	10 nos	2.60	1625	1625/BF		PBDA	CCD
305	2019-20			Training on important of Toilet const. and use	26 Villages	0.44	10 nos	4.40	1625	1625/BF		PBDA	CCD
306	2019-20			Training on wooden Handicraft	5 GP	0.35	6 nos	2.10	100	250/BF		PBDA	CCD
307	2019-20			Training to tribal artisan on pottery	5 GP	0.35	3nos	1.05	100	100/BF		PBDA	CCD
308	2019-20	Total						37.55					
309	2019-20	Project Management / NGO/ Institutional Mechanism &		Hiring charges for field visit	25 villages		25 villages	2.00	25	25/BF		PBDA	CCD
310	2019-20								1.08				CCD
311	2019-20				Remuneration of MPW @ 6000/- per month x 12 x 9 [In Nos]	26 Villages	0.72	9	5.40	1625	1625/BF		PBDA
312	2019-20			Computerized Documents work and Photography of developmental work	25 villages	0.50	50	0.50				PBDA	CCD
313	2019-20			Misc Contingency, PBDA Office, Jamaradhi		2.00	1	2.00				PBDA	CCD
314	2019-20			Project management/Adminstrative charges	PBDA, Jamardihi			13.99				PBDA	CCD
315	2019-20	Total						24.97					

Sl.No	Year	Sectors	Sub-sectors	Annual Works Proposed (along with rates)	Name of Village / Hamlet where the proposed works is to be undertaken	Unit Cost. In Lakh	Quantity (Where applicable eg. Housing roads etc.) In Numbers, In Ac, In Mtrs	Financial Target (Rs. In lakhs)	No. of PTG Beneficiaies (Male & Female Separately where feasible)			Implementing Agency (State Govt./ UT Admb./ NGO)	Funding Source	
									Total	Male	Female			
I	II	III	IV	V	VI	VII	VIII	IX	X	XI	XII	X	XI	
316	2019-20	TOTAL						1309.63						
1	2020-21	Social Sector	Education	Construction of Gyanamandir -cum-Knowledge Centre (In 550sqft)	Sandhar	7.50	1	7.50	63	63/BF		PBDA	CCD	
2	2020-21			Construction of Gyanamandir -cum-Knowledge Centre (In 550sqft)	Kaira	7.50	1	7.50	31	31/BF		PBDA	Art 275(1)	
3	2020-21			Construction of Gyanamandir -cum-Knowledge Centre (In 550sqft)	Tanugula	7.50	1	7.50	92	92/BF		PBDA	Art 275(1)	
4	2020-21			Education Complex, Sibida, Computer Teacher	Sibida	0.06	1nos	0.72	1	-		PBDA	CCD	
5	2020-21			Girls Education complex,Sibida Expenditure Teacher Salary(11128/-	Sibida	0.11128	5	3.0768				PBDA	CCD	
6	2020-21								3.6000					MoTA
7	2020-21			Education complex,Sibida Expenditure Accountant-1(10575/-	Sibida	0.10248	1	0.8490				PBDA	CCD	
8	2020-21								0.4200					MoTA
9	2020-21			CCA(8462/-x12x5)	Sibida	0.08462	5	4.1772				PBDA	CCD	
10	2020-21								0.9000					MoTA
11	2020-21			Peon(8462/-x12x2)	Sibida	0.08462	2	1.67088				PBDA	CCD	
12	2020-21								0.36000					MoTA
13	2020-21			Watchman(8462/-x12x2)	Sibida	0.08462	2	1.67088				PBDA	CCD	
14	2020-21								0.36000					MoTA
15	2020-21			Helper(7320/-x12x2)	Sibida	0.0732	2	1.4448				PBDA	CCD	
16	2020-21								0.3120					MoTA
17	2020-21			Sweeper(7320/-x12x2)	Sibida	0.0732	2	1.4448				PBDA	CCD	
18	2020-21								0.3120					MoTA
19	2020-21			Boys Educational Complex,Bsc,B.Ed(PCM)	Sibida		1	1.97				PBDA	CCD	
20	2020-21			B.A,B.Ed	Sibida		1	1.97				PBDA	CCD	
21	2020-21			Bsc,B.Ed(CBZ)	Sibida		1	1.97				PBDA	CCD	
22	2020-21			IA,CT	Sibida	1.485	2	2.70				PBDA	CCD	
23	2020-21			Hindi/Sanskrit Teacher	Sibida	2.14	2	3.89				PBDA	CCD	
24	2020-21			Matric CT	Sibida	1.21	3	3.31				PBDA	CCD	
25	2020-21			PET	Sibida		1	1.11				PBDA	CCD	

Sl.No	Year	Sectors	Sub-sectors	Annual Works Proposed (along with rates)	Name of Village / Hamlet where the proposed works is to be undertaken	Unit Cost. In Lakh	Quantity (Where applicable eg. Housing roads etc.) In Numbers, In Ac, In Mtrs	Financial Target (Rs. In lakhs)	No. of PTG Beneficiaies (Male & Female Separately where feasible)			Implementing Agency (State Govt./ UT Admb./ NGO)	Funding Source
									Total	Male	Female		
I	II	III	IV	V	VI	VII	VIII	IX	X	XI	XII	X	XI
26	2020-21			Peon	Sibida		1	0.71				PBDA	CCD
27	2020-21			Attendant	Sibida	0.925	2	1.68				PBDA	CCD
28	2020-21			Helper	Sibida	0.665	2	1.21				PBDA	CCD
29	2020-21			CCA	Sibida	0.7	2	1.27				PBDA	CCD
30	2020-21			Jr.Clerk	Sibida		1	1.01				PBDA	CCD
31	2020-21			Const. of Boundary Wall with Staff Quarter at Sandhar	Sandhar	5.00	500mtrs	25.00	63	63/BF		PBDA	CCD
32	2020-21			Recurring Expenditure Boarders, Boys Education Complex	Sibida	0.0597	300	17.91	300	300/BF		PBDA	CCD
33	2020-21			Sub-total				109.53					
34	2020-21		Health & Nutrition	Health Camp [In Nos]	26 villsges	0.2	26	5.20	6509			H & FW/PBDA	CCD
35	2020-21			Reimbursement of medical bill [In Nos]	26 villsges	0.19	26	5.00	6509			PBDA	CCD
36	2020-21			Spray of medicines at walls for malaria prevention [In Nos]	26 villsges	0.10	26	2.50	6509			PBDA	CCD
37	2020-21			Reprinting of Sickle Cell School Health Card [In Nos]		0.0005	100	0.05	100			Micro Project (UNCICEF Spported)	(H& FW)UNICEF
38	2020-21			Yearly Sickle Cell Screening of all Childreen (0-14Years) [In Nos]	26 villsges	0.001	100	0.10	100			Micro Project	CCD
39	2020-21			Half Yearly Third PartyMonitoring of Key Programme Indicator, Sharing of findings and action plan finalisation [In Nos]	26 villsges	LS		0.50				Micro Project (UNCICEF Spported)	(H& FW)UNICEF
40	2020-21			Monthly Review of MP by collector		0.005	12	0.06				UNICEF	(H& FW)UNICEF
41	2020-21			Sub-total				13.41					
42	2020-21		Drinking Water & Sanitation	Const. of Solar drinking water Plant Piped Water connection to Households from Over Head Tank at Kuldih	Sandhar	7.00	1	7.00	18	18/BF		RWSS	RD

Sl.No	Year	Sectors	Sub-sectors	Annual Works Proposed (along with rates)	Name of Village / Hamlet where the proposed works is to be undertaken	Unit Cost. In Lakh	Quantity (Where applicable eg. Housing roads etc.) In Numbers, In Ac, In Mtrs	Financial Target (Rs. In lakhs)	No. of PTG Beneficiaies (Male & Female Separately where feasible)			Implementing Agency (State Govt./ UT Admb./ NGO)	Funding Source
									Total	Male	Female		
I	II	III	IV	V	VI	VII	VIII	IX	X	XI	XII	X	XI
43	2020-21			Const. of Solar drinking water Plant Piped Water connection to Households from Over Head Tank	Balibahal	7.00	2	14.00	47	47/BF		RWSS	RD
44	2020-21			Const. of Solar drinking water Plant Piped Water connection to Households from Over Head Tank	Kadambinipur	7.00	2	14.00	39	39/BF		RWSS	RD
45	2020-21			Const. of Solar drinking water Plant Piped Water connection to Households from Over Head Tank	Tanugula	7.00	3	21.00	92	92/BF		RWSS	RD
46	2020-21			Sub-total				56.00					
47	2020-21	Total						178.94					
48	2020-21	Infrastructure	Housing	22 nos of House requaird at ltee	ltee	1.04	22	22.88	22	22/BF		Block	PR Deptt.
49	2020-21			Construction of Community Centre-cum-Knowledge Centre(In 550sqft)	ltee	7.50	1	7.50	41	41/BF		PBDA	CCD
50	2020-21			Construction of Community Centre-cum-Knowledge Centre (In 550sqft)	Sandhar	7.50	1	7.50	63	63/BF		PBDA	CCD
51	2020-21			Repair of Community Centre-cum-Knowledge Centre	Balibahal	1.50	1	1.50	47	47/BF		PBDA	Art 275(1)
52	2020-21			Construction of Community Centre-cum-Knowledge Centre(In 550sqft)	Kadambinipur	7.50	1	7.50	39	39/BF		PBDA	CCD
53	2020-21			38 nos of House requaird at Sandhar(IAY)	Sandhar	1.04	38	39.52	38	38/BF		Block	PR Deptt.
54	2020-21			16nos of House requaird at Kaira(IAY)	Kaira	1.04	16	16.64	16	16/BF		Block	PR Deptt.
55	2020-21			27nos of House requaird at Balibahal(IAY)	Balibahal	1.04	27	28.08	27	27/BF		Block	PR Deptt.
56	2020-21			32 nos of House requaird at Kadambinipur(IAY)	Kadambinipur	1.04	32	33.28	32	32/BF		Block	PR Deptt.
57	2020-21			43 nos House requaird at Timi(IAY)	Tlmi	1.04	43	44.72	43	43/BF		Block	PR Deptt.

Sl.No	Year	Sectors	Sub-sectors	Annual Works Proposed (along with rates)	Name of Village / Hamlet where the proposed works is to be undertaken	Unit Cost. In Lakh	Quantity (Where applicable eg. Housing roads etc.) In Numbers, In Ac, In Mtrs	Financial Target (Rs. In lakhs)	No. of PTG Beneficiaies (Male & Female Separately where feasible)			Implementing Agency (State Govt./ UT Admb./ NGO)	Funding Source
									Total	Male	Female		
I	II	III	IV	V	VI	VII	VIII	IX	X	XI	XII	X	XI
58	2020-21			51 nos House requaird at Bandhabhuin(IAY)	Bandhabhuin	1.04	51	53.04	51	51/BF		Block	PR Deptt.
59	2020-21			Const. of Anganwadi Centre at Kadambinipur {In 550sqft}	Kadambinipur	7.00	1	7.00	39	39/BF		PBDA/W &CD	W&CD
60	2020-21			Const. of Anganwadi Centre {In 550sqft}	Tanugula	7.00	1	7.00	92	92/BF		PBDA/W &CD	W&CD
61	2020-21			Sub-total				276.16					
62	2020-21		Connectivity	Const. of CC road fromTala Sahi Patabhadi to Baniadiha Sahi with 4nos culvert in Middle road at Itee	Itee	5.00	800mtrs, 4nos	70.00	41	41/BF		PBDA	CCD
63	2020-21			Const. of CC road from Baniadiha Sahi Mahul Gacha to Bandha Sahi with 2nos culvert in Middle road at Itee	Itee	5.00	1000mtrs, 2nos	60.00	41	41/BF		PBDA	CCD
64	2020-21			Const. of CC road from Sandhar village of Gai Gothani to Ranima Mund	Sandhar	5.00	500mtrs	25.00	63	63/BF		PBDA	CCD
65	2020-21			Const. of CC road from Kaira village to Jahla Chaka	Kaira	5.00	200mtrs	10.00	31	31/BF		PBDA	CCD
66	2020-21			Const. of Moorum road Kaira chak to Tanugula Chak	Kaira	8.00	1km	8.00	45	45/BF		PBDA	Art 275(1)
67	2020-21			Const. of CC road at Kaira village	Kaira	5.00	500mtrs	25.00	31	31/BF		PBDA	CCD
68	2020-21			Const. of Moorum road fromkaira chak to Sibida chhak	Kaira	5.00	200mtrs	10.00	45	45/BF		PBDA	CCD
69	2020-21			Const. of CC road at Kuldihi village(Sandhar)	Sandhar	5.00	200mtrs	10.00	63	63/BF		PBDA	CCD
70	2020-21			Const. of Main road to Dumuri Sahi at Balibahal	Balibahal	5.00	500mtrs	25.00	47	47/BF		PBDA	CCD
71	2020-21			Const. of CC road from Main road to Tala Sahi at Balibahal	Balibahal	5.00	500mtrs	25.00	47	47/BF		PBDA	CCD
72	2020-21			Const. of CC road from Bisirithakurani House to Gauda Sahi at Balibahal	Balibahal	5.00	200mtrs	10.00	47	47/BF		PBDA	CCD

Sl.No	Year	Sectors	Sub-sectors	Annual Works Proposed (along with rates)	Name of Village / Hamlet where the proposed works is to be undertaken	Unit Cost. In Lakh	Quantity (Where applicable eg. Housing roads etc.) In Numbers, In Ac, In Mtrs	Financial Target (Rs. In lakhs)	No. of PTG Beneficiaies (Male & Female Separately where feasible)			Implementing Agency (State Govt./ UT Admb./ NGO)	Funding Source
									Total	Male	Female		
I	II	III	IV	V	VI	VII	VIII	IX	X	XI	XII	X	XI
73	2020-21			Const. of Moram road from Bada Bridge to Purunapani Sahi at Balibahal	Balibahal	8.00	500mtrs	4.00	47	47/BF		PBDA	Art 275(1)
74	2020-21			Const. of CC road from Kadambinipur Gram Mandap to Tala Sahi	Kadambinipur	5.00	200mtrs	10.00	39	39/BF		PBDA	CCD
75	2020-21			Const. of CC road from Kadambinipur Gram Mandap to Pry. School	Kadambinipur	5.00	100mtrs	5.00	39	39/BF		PBDA	Art 275(1)
76	2020-21			Const. of Moram road from Kadambinipur village to Ranima Nala	Kadambinipur	8.00	1km	8.00	39	39/BF		PBDA	CCD
77	2020-21			Const. of Moram road from Kadambinipur village to Kuldihi Nala	Kadambinipur	8.00	1km	8.00	39	39/BF		PBDA	Art 275(1)
78	2020-21			Const. of CC Khala/Drying Yard	Kadambinipur	5.00	100mtrs	5.00	39	39/BF		PBDA	Art 275(1)
79	2020-21			Const. of Moorum road from Tanugula Belamara Sahi to Ganeswarpur	Tanugula	8.00	4km	32.00	92	92/BF		PBDA	CCD
80	2020-21			Const. of CC road from Tanugula Village Munda Chhaka to Kalam Sahi	Tanugula	5.00	100mtrs	10.00	92	92/BF		PBDA	CCD
81	2020-21			Const. of CC road from Kalam Sahi to Gai Gotha	Tanugula	5.00	200mtrs	10.00	92	92/BF		PBDA	CCD
82	2020-21			Const. of CC road from Tanugula to Kaira	Tanugula	5.00	1000mtrs	50.00	92	92/BF		PBDA	CCD
83	2020-21			Const. of Bada Nala Bridge from Kuldihi to Kadambinipur Sandhar	Sandhar	5.00	1000mtrs	50.00	63	63/BF		PBDA	CCD
84	2020-21			Sub-total				470.00					
85	2020-21		Electrification	Solar electrification of 12 beneficiaries at Itee	Itee	0.10	12	1.20	12	12/BF		OREDA	CCD
86	2020-21			Solar electrification of 92 beneficiaries at Tanugula	Tanugula	0.10	92	9.20	92	92/BF		OREDA	CCD

Sl.No	Year	Sectors	Sub-sectors	Annual Works Proposed (along with rates)	Name of Village / Hamlet where the proposed works is to be undertaken	Unit Cost. In Lakh	Quantity (Where applicable eg. Housing roads etc.) In Numbers, In Ac, In Mtrs	Financial Target (Rs. In lakhs)	No. of PTG Beneficiaies (Male & Female Separately where feasible)			Implementing Agency (State Govt./ UT Admb./ NGO)	Funding Source
									Total	Male	Female		
I	II	III	IV	V	VI	VII	VIII	IX	X	XI	XII	X	XI
87	2020-21			Maintanance of Solar street light at Boys & Girls Education Complex	Sibida	0.11	2	0.22	500	250	250	OREDA	CCD
88	2020-21			Sub-total				10.62					
89	2020-21	Total						756.78					
90	2020-21	Sustainable Livelihood Project	Irrigation	Const. of New Project of Meghanada Nala Cross Bond at Itte	Itte	40.00	20.00m	40.00	41	41/BF		PBDA	CCD
91	2020-21			Extn. Of CC Canal at Kundapani Nala	Itte	5.00	200mtrs	20.00	41	41/BF		PBDA	CCD
92	2020-21			Const. of New Pond of Dangapani at Sandhar	Sandhar	5.00	30mx30mx30m	5.00	63	63/BF		PBDA	CCD
93	2020-21			Const. of Cross Bond of Talipada Saradbass	Sandhar	10.00	5.00m	10.00	30	30/BF		PBDA	Art 275(1)
94	2020-21			Const. of CC Canal of Puipani Cross Bond	Sandhar	5.00	300mtrs	15.00	40	40/BF		PBDA	CCD
95	2020-21			Renovation of Kaira Pond	Kaira	3.00	30mx30mx30m	3.00	31	31/BF		PBDA	CCD
96	2020-21			Repair of CC canal of Sareikela Canal	Sandhar	3.00	200mtrs	3.00	21	21/BF		PBDA	CCD
97	2020-21			Const. of New Pond at Balibahal	Balibahal	5.00	30mx30mx30m	5.00	47	47/BF		PBDA	CCD
98	2020-21			Const. of CC Canal from Dabanbada to Badapada Project Balibahal	Balibahal	5.00	500mtrs	25.00	47	47/BF		PBDA	CCD
99	2020-21			Const. of Cross Bond at Ranima Nala	Kadambinipur	10.00	5.00m	10.00	39	39/BF		PBDA	CCD
100	2020-21			Const. of CC canal at Ranima Nala	Kadambinipur	5.00	500mtrs	15.00	39	39/BF		PBDA	CCD
101	2020-21			Const. of CC canal at Chihiru Ghat	Tanugula	5.00	200mtrs	10.00	92	92/BF		PBDA	CCD
102	2020-21			Sub-total				161.00					
103	2020-21		Land Development	Land Development	Sandhar & Kuldihi	0.20	50ac	10.00	50	50/BF		MGNREGA	PR Deptt.

Sl.No	Year	Sectors	Sub-sectors	Annual Works Proposed (along with rates)	Name of Village / Hamlet where the proposed works is to be undertaken	Unit Cost. In Lakh	Quantity (Where applicable eg. Housing roads etc.) In Numbers, In Ac, In Mtrs	Financial Target (Rs. In lakhs)	No. of PTG Beneficiaies (Male & Female Separately where feasible)			Implementing Agency (State Govt./ UT Admb./ NGO)	Funding Source
									Total	Male	Female		
I	II	III	IV	V	VI	VII	VIII	IX	X	XI	XII	X	XI
104	2020-21			Land Development	Balibahal	0.20	40ac	8.00	40	40/BF		MGNREGA	PR Deptt.
105	2020-21			Land Development	Kadambinipur	0.20	10ac	2.00	39	39/BF		MGNREGA	PR Deptt.
106	2020-21			Sub-total				20.00					
107	2020-21		Horticulture	Mushroom Cultivation	26 villages	150	0.05	7.50	250	250/BF		PBDA/Horticulture	SCA to TSP
108	2020-21			Supply of Potato, Vegetable, Onion Fertilizers & Pesticide etc.	Jamardihi	0.32	12ac	3.84	144	144/BF		PBDA/Horticulture	Horticulture
109	2020-21			Banana	Jamardihi	0.40	10ac	4.00	10	10/BF		PBDA/Horticulture	Horticulture
110	2020-21			Cashew nut plantation	Jamardihi	0.15	4ac	0.60	20	20/BF		PBDA/Horticulture	Horticulture
111	2020-21			Mango & Orange	Jamardihi	0.37	9ac	3.33	20	20/BF		PBDA/Horticulture	Horticulture
112	2020-21			Zinger, Trumeric Seeds	Jamardihi	0.36	10ac	3.60	144	144/BF		PBDA/Horticulture	Horticulture
113	2020-21			Supply of Potato, Vegetable, Onion Fertilizers & Pesticide etc.	Dudipani	0.32	15ac	4.80	118	118/BF		PBDA/Horticulture	Horticulture
114	2020-21			Banana	Dudipani	0.40	10ac	4.00	10	10/BF		PBDA/Horticulture	Horticulture
115	2020-21			Cashew nut plantation	Dudipani	0.15	4ac	0.60	20	20/BF		PBDA/Horticulture	Horticulture
116	2020-21			Mango & Orange	Dudipani	0.37	9ac	3.33	20	20/BF		PBDA/Horticulture	Horticulture

Sl.No	Year	Sectors	Sub-sectors	Annual Works Proposed (along with rates)	Name of Village / Hamlet where the proposed works is to be undertaken	Unit Cost. In Lakh	Quantity (Where applicable eg. Housing roads etc.) In Numbers, In Ac, In Mtrs	Financial Target (Rs. In lakhs)	No. of PTG Beneficiaies (Male & Female Separately where feasible)			Implementing Agency (State Govt./ UT Admb./ NGO)	Funding Source
									Total	Male	Female		
I	II	III	IV	V	VI	VII	VIII	IX	X	XI	XII	X	XI
117	2020-21			Zinger, Trumeric Seeds	Dudipani	0.36	10ac	3.60	118	118/BF		PBDA/ Horticulture	Horticulture
118	2020-21			Supply of Potato, Vegetable, Onion Fertilizers & Pesticide etc.	Timi	0.32	12ac	3.84	85	85/BF		PBDA/ Horticulture	Horticulture
119	2020-21			Banana	Timi	0.40	10ac	4.00	10	10/BF		PBDA/ Horticulture	Horticulture
120	2020-21			Cashew nut plantation	Timi	0.15	4ac	0.60	20	20/BF		PBDA/ Horticulture	Horticulture
121	2020-21			Mango & Orange	Timi	0.37	9ac	3.33	20	20/BF		PBDA/ Horticulture	Horticulture
122	2020-21			Zinger, Trumeric Seeds	Timi	0.36	10ac	3.60	85	85/BF		PBDA/ Horticulture	Horticulture
123	2020-21			Supply of Potato, Vegetable, Onion Fertilizers & Pesticide etc.	Duipani	0.32	15ac	4.80	131	131/BF		PBDA/ Horticulture	Horticulture
124	2020-21			Banana	Duipani	0.40	10ac	4.00	10	10/BF		PBDA/ Horticulture	Horticulture
125	2020-21			Cashew nut plantation	Duipani	0.15	4ac	0.60	20	20/BF		PBDA/ Horticulture	Horticulture
126	2020-21			Mango & Orange	Duipani	0.37	9ac	3.33	20	20/BF		PBDA/ Horticulture	Horticulture
127	2020-21			Zinger, Trumeric Seeds	Duipani	0.36	10ac	3.60	131	131/BF		PBDA/ Horticulture	Horticulture
128	2020-21			Supply of Potato, Vegetable, Onion Fertilizers & Pesticide etc.	Nagira	0.32	15ac	4.80	143	143/BF		PBDA/ Horticulture	Horticulture

Sl.No	Year	Sectors	Sub-sectors	Annual Works Proposed (along with rates)	Name of Village / Hamlet where the proposed works is to be undertaken	Unit Cost. In Lakh	Quantity (Where applicable eg. Housing roads etc.) In Numbers, In Ac, In Mtrs	Financial Target (Rs. In lakhs)	No. of PTG Beneficiaies (Male & Female Separately where feasible)			Implementing Agency (State Govt./ UT Admb./ NGO)	Funding Source
									Total	Male	Female		
I	II	III	IV	V	VI	VII	VIII	IX	X	XI	XII	X	XI
129	2020-21			Banana	Nagira	0.40	10ac	4.00	10	10/BF		PBDA/ Horticulture	Horticulture
130	2020-21			Cashew nut plantation	Nagira	0.15	4ac	0.60	20	20/BF		PBDA/ Horticulture	Horticulture
131	2020-21			Mango & Orange	Nagira	0.37	9ac	3.33	20	20/BF		PBDA/ Horticulture	Horticulture
132	2020-21			Zinger, Trumeric Seeds	Nagira	0.36	10ac	3.60	131	131/BF		PBDA/ Horticulture	Horticulture
133	2020-21			Supply of Potato, Vegetable, Onion Fertilizers & Pesticide etc.	Sibida	0.32	12ac	3.84	86	86/BF		PBDA/ Horticulture	Horticulture
134	2020-21			Banana	Sibida	0.40	10ac	4.00	10	10/BF		PBDA/ Horticulture	Horticulture
135	2020-21			Cashew nut plantation	Sibida	0.15	4ac	0.60	20	20/BF		PBDA/ Horticulture	Horticulture
136	2020-21			Mango & Orange	Sibida	0.34	5ac	1.70	20	20/BF		PBDA/ Horticulture	Horticulture
137	2020-21			Zinger, Trumeric Seeds	Sibida	0.30	8ac	2.40	86	86/BF		PBDA/ Horticulture	Horticulture
138	2020-21			Supply of Potato, Vegetable, Onion Fertilizers & Pesticide etc.	Kadambinipur	0.32	4ac	1.28	39	39/BF		PBDA/ Horticulture	Horticulture
139	2020-21			Banana	Kadambinipur	0.40	5ac	2.00	5	5/BF		PBDA/ Horticulture	Horticulture
140	2020-21			Cashew nut plantation	Kadambinipur	0.15	2ac	0.30	5	5/BF		PBDA/ Horticulture	Horticulture

Sl.No	Year	Sectors	Sub-sectors	Annual Works Proposed (along with rates)	Name of Village / Hamlet where the proposed works is to be undertaken	Unit Cost. In Lakh	Quantity (Where applicable eg. Housing roads etc.) In Numbers, In Ac, In Mtrs	Financial Target (Rs. In lakhs)	No. of PTG Beneficiaies (Male & Female Separately where feasible)			Implementing Agency (State Govt./ UT Admb./ NGO)	Funding Source
									Total	Male	Female		
I	II	III	IV	V	VI	VII	VIII	IX	X	XI	XII	X	XI
141	2020-21			Mango & Orange	Kadambinipur	0.37	2ac	0.74	5	5/BF		PBDA/ Horticulture	Horticulture
142	2020-21			Zinger, Trumeric Seeds	Kadambinipur	0.36	2ac	0.72	39	39/BF		PBDA/ Horticulture	Horticulture
143	2020-21			Supply of Potato, Vegetable, Onion Fertilizers & Pesticide etc.	Jamudiha	0.32	4ac	1.28	32	32/BF		PBDA/ Horticulture	Horticulture
144	2020-21			Cashew nut plantation	Jamudiha	0.15	2ac	0.30	5	5/BF		PBDA/ Horticulture	Horticulture
145	2020-21			Zinger, Trumeric Seeds	Jamudiha	0.36	2ac	0.72	32	32/BF		PBDA/ Horticulture	Horticulture
146	2020-21			Supply of Potato, Vegetable, Onion Fertilizers & Pesticide etc.	Balibahal	0.32	5ac	1.60	47	47/BF		PBDA/ Horticulture	Horticulture
147	2020-21			Cashew nut plantation	Balibahal	0.15	2ac	0.30	5	5/BF		PBDA/ Horticulture	Horticulture
148	2020-21			Zinger, Trumeric Seeds	Balibahal	0.36	3ac	1.08	47	47/BF		PBDA/ Horticulture	Horticulture
149	2020-21			Supply of Potato, Vegetable, Onion Fertilizers & Pesticide etc.	Rugudihi	0.32	4ac	1.28	40	40/BF		PBDA/ Horticulture	Horticulture
150	2020-21			Cashew nut plantation	Rugudihi	0.15	2ac	0.30	5	5/BF		PBDA/ Horticulture	Horticulture
151	2020-21			Zinger, Trumeric Seeds	Rugudihi	0.36	2ac	0.72	40	40/BF		PBDA/ Horticulture	Horticulture
152	2020-21			Supply of Potato, Vegetable, Onion Fertilizers & Pesticide etc.	Salei	0.32	12ac	3.84	81	81/BF		PBDA/ Horticulture	Horticulture

Sl.No	Year	Sectors	Sub-sectors	Annual Works Proposed (along with rates)	Name of Village / Hamlet where the proposed works is to be undertaken	Unit Cost. In Lakh	Quantity (Where applicable eg. Housing roads etc.) In Numbers, In Ac, In Mtrs	Financial Target (Rs. In lakhs)	No. of PTG Beneficiaies (Male & Female Separately where feasible)			Implementing Agency (State Govt./ UT Admb./ NGO)	Funding Source
									Total	Male	Female		
I	II	III	IV	V	VI	VII	VIII	IX	X	XI	XII	X	XI
153	2020-21			Cashew nut plantation	Salei	0.15	3ac	0.45	20	20/BF		PBDA/ Horticulture	Horticulture
154	2020-21			Zinger, Trumeric Seeds	Salei	0.36	10ac	3.60	81	81/BF		PBDA/ Horticulture	Horticulture
155	2020-21			Supply of Potato, Vegetable, Onion Fertilizers & Pesticide etc.	Sandhar	0.32	5ac	1.60	63	63/BF		PBDA/ Horticulture	Horticulture
156	2020-21			Cashew nut plantation	Sandhar	0.15	2ac	0.30	5	5/BF		PBDA/ Horticulture	Horticulture
157	2020-21			Zinger, Trumeric Seeds	Sandhar	0.36	3ac	1.08	63	63/BF		PBDA/ Horticulture	Horticulture
158	2020-21			Supply of Potato, Vegetable, Onion Fertilizers & Pesticide etc.	Jallha	0.32	2ac	0.64	14	14/BF		PBDA/ Horticulture	Horticulture
159	2020-21			Cashew nut plantation	Jallha	0.15	2ac	0.30	5	5/BF		PBDA/ Horticulture	Horticulture
160	2020-21			Zinger, Trumeric Seeds	Jallha	0.36	2ac	0.72	14	14/BF		PBDA/ Horticulture	Horticulture
161	2020-21			Supply of Potato, Vegetable, Onion Fertilizers & Pesticide etc.	Kaira	0.32	3ac	0.96	32	31/BF		PBDA/ Horticulture	Horticulture
162	2020-21			Cashew nut plantation	Kaira	0.15	2ac	0.30	5	5/BF		PBDA/ Horticulture	Horticulture
163	2020-21			Zinger, Trumeric Seeds	Kaira	0.36	2ac	0.72	32	31/BF		PBDA/ Horticulture	Horticulture
164	2020-21			Supply of Potato, Vegetable, Onion Fertilizers & Pesticide etc.	Baradihi	0.32	5ac	1.60	52	52/BF		PBDA/ Horticulture	Horticulture

Sl.No	Year	Sectors	Sub-sectors	Annual Works Proposed (along with rates)	Name of Village / Hamlet where the proposed works is to be undertaken	Unit Cost. In Lakh	Quantity (Where applicable eg. Housing roads etc.) In Numbers, In Ac, In Mtrs	Financial Target (Rs. In lakhs)	No. of PTG Beneficiaies (Male & Female Separately where feasible)			Implementing Agency (State Govt./ UT Admb./ NGO)	Funding Source
									Total	Male	Female		
I	II	III	IV	V	VI	VII	VIII	IX	X	XI	XII	X	XI
165	2020-21			Cashew nut plantation	Baradihi	0.15	2ac	0.30	5	5/BF		PBDA/ Horticulture	Horticulture
166	2020-21			Zinger, Trumeric Seeds	Baradihi	0.36	2ac	0.72	52	52/BF		PBDA/ Horticulture	Horticulture
167	2020-21			Supply of Potato, Vegetable, Onion Fertilizers & Pesticide etc.	Barunadihi	0.32	4ac	1.28	32	31/BF		PBDA/ Horticulture	Horticulture
168	2020-21			Cashew nut plantation	Barunadihi	0.15	2ac	0.30	5	5/BF		PBDA/ Horticulture	Horticulture
169	2020-21			Zinger, Trumeric Seeds	Barunadihi	0.36	2ac	0.72	32	31/BF		PBDA/ Horticulture	Horticulture
170	2020-21			Supply of Potato, Vegetable, Onion Fertilizers & Pesticide etc.	Rada	0.32	5ac	1.60	63	63/BF		PBDA/ Horticulture	Horticulture
171	2020-21			Cashew nut plantation	Rada	0.15	2ac	0.30	5	5/BF		PBDA/ Horticulture	Horticulture
172	2020-21			Zinger, Trumeric Seeds	Rada	0.36	2ac	0.72	63	63/BF		PBDA/ Horticulture	Horticulture
173	2020-21			Supply of Potato, Vegetable, Onion Fertilizers & Pesticide etc.	Tanugula	0.32	10ac	3.20	92	92/BF		PBDA/ Horticulture	Horticulture
174	2020-21			Cashew nut plantation	Tanugula	0.15	3ac	0.45	20	20/BF		PBDA/ Horticulture	Horticulture
175	2020-21			Zinger, Trumeric Seeds	Tanugula	0.36	6ac	2.16	92	92/BF		PBDA/ Horticulture	Horticulture
176	2020-21			Supply of Potato, Vegetable, Onion Fertilizers & Pesticide etc.	Bhimkand	0.32	5ac	1.60	62	62/BF		PBDA/ Horticulture	Horticulture

Sl.No	Year	Sectors	Sub-sectors	Annual Works Proposed (along with rates)	Name of Village / Hamlet where the proposed works is to be undertaken	Unit Cost. In Lakh	Quantity (Where applicable eg. Housing roads etc.) In Numbers, In Ac, In Mtrs	Financial Target (Rs. In lakhs)	No. of PTG Beneficiaies (Male & Female Separately where feasible)			Implementing Agency (State Govt./ UT Admb./ NGO)	Funding Source
									Total	Male	Female		
I	II	III	IV	V	VI	VII	VIII	IX	X	XI	XII	X	XI
177	2020-21			Cashew nut plantation	Bhimkand	0.15	2ac	0.30	5	5/BF		PBDA/ Horticulture	Horticulture
178	2020-21			Zinger, Trumeric Seeds	Bhimkand	0.36	3ac	1.08	62	62/BF		PBDA/ Horticulture	Horticulture
179	2020-21			Supply of Potato, Vegetable, Onion Fertilizers & Pesticide etc.	Bandhabhain	0.32	5ac	1.60	51	51/BF		PBDA/ Horticulture	Horticulture
180	2020-21			Cashew nut plantation	Bandhabhain	0.15	2ac	0.30	5	5/BF		PBDA/ Horticulture	Horticulture
181	2020-21			Zinger, Trumeric Seeds	Bandhabhain	0.36	3ac	1.08	51	51/BF		PBDA/ Horticulture	Horticulture
182	2020-21			Supply of Potato, Vegetable, Onion Fertilizers & Pesticide etc.	Ganeswarpu r	0.32	2ac	0.64	9	9/BF		PBDA/ Horticulture	Horticulture
183	2020-21			Cashew nut plantation	Ganeswarpu r	0.15	1ac	0.15	5	5/BF		PBDA/ Horticulture	Horticulture
184	2020-21			Zinger, Trumeric Seeds	Ganeswarpu r	0.36	2ac	0.72	9	9/BF		PBDA/ Horticulture	Horticulture
185	2020-21			Supply of Potato, Vegetable, Onion Fertilizers & Pesticide etc.	Pattamund	0.32	5ac	1.60	45	45/BF		PBDA/ Horticulture	Horticulture
186	2020-21			Cashew nut plantation	Pattamund	0.15	2ac	0.30	5	5/BF		PBDA/ Horticulture	Horticulture
187	2020-21			Zinger, Trumeric Seeds	Pattamund	0.36	3ac	1.08	45	45/BF		PBDA/ Horticulture	Horticulture
188	2020-21			Supply of Potato, Vegetable, Onion Fertilizers & Pesticide etc.	Itee	0.32	5ac	1.60	41	41/BF		PBDA/ Horticulture	Horticulture

Sl.No	Year	Sectors	Sub-sectors	Annual Works Proposed (along with rates)	Name of Village / Hamlet where the proposed works is to be undertaken	Unit Cost. In Lakh	Quantity (Where applicable eg. Housing roads etc.) In Numbers, In Ac, In Mtrs	Financial Target (Rs. In lakhs)	No. of PTG Beneficiaies (Male & Female Separately where feasible)			Implementing Agency (State Govt./ UT Admb./ NGO)	Funding Source
									Total	Male	Female		
I	II	III	IV	V	VI	VII	VIII	IX	X	XI	XII	X	XI
189	2020-21			Cashew nut plantation	Itee	0.15	1ac	0.15	5	5/BF		PBDA/ Horticulture	Horticulture
190	2020-21			Zinger, Trumeric Seeds	Itee	0.36	3ac	1.08	41	41/BF		PBDA/ Horticulture	Horticulture
191	2020-21			Supply of Potato, Vegetable, Onion Fertilizers & Pesticide etc.	Siaria	0.32	5ac	1.60	37	37/BF		PBDA/ Horticulture	Horticulture
192	2020-21			Cashew nut plantation	Siaria	0.15	2ac	0.30	5	5/BF		PBDA/ Horticulture	Horticulture
193	2020-21			Zinger, Trumeric Seeds	Siaria	0.36	3ac	1.08	37	37/BF		PBDA/ Horticulture	Horticulture
194	2020-21			Supply of Potato, Vegetable, Onion Fertilizers & Pesticide etc.	Kurtibaspur	0.32	2ac	0.64	9	9/BF		PBDA/ Horticulture	Horticulture
195	2020-21			Cashew nut plantation	Kurtibaspur	0.15	1ac	0.15	5	5/BF		PBDA/ Horticulture	Horticulture
196	2020-21			Zinger, Trumeric Seeds	Kurtibaspur	0.36	2ac	0.72	9	9/BF		PBDA/ Horticulture	Horticulture
197	2020-21			Supply of Potato, Vegetable, Onion Fertilizers & Pesticide etc.	Khadaka	0.32	32ac	3.20	81	81/BF		PBDA/ Horticulture	Horticulture
198	2020-21			Cashew nut plantation	Khadaka	0.15	3ac	0.45	20	20/BF		PBDA/ Horticulture	Horticulture
199	2020-21			Zinger, Trumeric Seeds	Khadaka	0.36	10ac	3.60	81	81/BF		PBDA/ Horticulture	Horticulture
200	2020-21			Const. of a One Poly House	Duipani	5.00	1 nos	5.00	200	200/BF		PBDA	SCA to TSP
201	2020-21			Sub-Total				170.27					

Sl.No	Year	Sectors	Sub-sectors	Annual Works Proposed (along with rates)	Name of Village / Hamlet where the proposed works is to be undertaken	Unit Cost. In Lakh	Quantity (Where applicable eg. Housing roads etc.) In Numbers, In Ac, In Mtrs	Financial Target (Rs. In lakhs)	No. of PTG Beneficiaies (Male & Female Separately where feasible)			Implementing Agency (State Govt./ UT Admb./ NGO)	Funding Source
									Total	Male	Female		
I	II	III	IV	V	VI	VII	VIII	IX	X	XI	XII	X	XI
202	2020-21		Agriculture	Maze Cultivation	Jamardihi	0.05	5ac	0.25	144	144/BF		PBDA/ Agriculture	Agriculture
203	2020-21			Mustard Cultivation	Jamardihi	0.025	5ac	0.12	144	144/BF		PBDA/ Agriculture	Agriculture
204	2020-21			Maze Cultivation	Dudipani	0.05	10ac	0.50	118	118/BF		PBDA/ Agriculture	Agriculture
205	2020-21			Mustard Cultivation	Dudipani	0.025	10ac	0.25	118	118/BF		PBDA/ Agriculture	Agriculture
206	2020-21			Maze Cultivation	Timi	0.05	10ac	0.50	85	85/BF		PBDA/ Agriculture	Agriculture
207	2020-21			Mustard Cultivation	Timi	0.025	10ac	0.25	85	85/BF		PBDA/ Agriculture	Agriculture
208	2020-21			Paddy Cultivation	Timi	0.02	10ac	0.20	85	85/BF		PBDA/ Agriculture	Agriculture
209	2020-21			Wheat Cultivation	Duipani	0.05	10ac	0.50	131	131/BF		PBDA/ Agriculture	Agriculture
210	2020-21			Maze Cultivation	Duipani	0.05	10ac	0.50	131	131/BF		PBDA/ Agriculture	Agriculture
211	2020-21			Mustard Cultivation	Duipani	0.025	5ac	0.12	131	131/BF		PBDA/ Agriculture	Agriculture
212	2020-21			Wheat Cultivation	Nagira	0.05	10ac	0.50	143	143/BF		PBDA/ Agriculture	Agriculture
213	2020-21			Maze Cultivation	Nagira	0.05	10ac	0.50	143	143/BF		PBDA/ Agriculture	Agriculture

Sl.No	Year	Sectors	Sub-sectors	Annual Works Proposed (along with rates)	Name of Village / Hamlet where the proposed works is to be undertaken	Unit Cost. In Lakh	Quantity (Where applicable eg. Housing roads etc.) In Numbers, In Ac, In Mtrs	Financial Target (Rs. In lakhs)	No. of PTG Beneficiaies (Male & Female Separately where feasible)			Implementing Agency (State Govt./ UT Admb./ NGO)	Funding Source
									Total	Male	Female		
I	II	III	IV	V	VI	VII	VIII	IX	X	XI	XII	X	XI
214	2020-21			Paddy Cultivation	Nagira	0.02	6ac	0.12	143	143/BF		PBDA/ Agriculture	Agriculture
215	2020-21			Mustard Cultivation	Nagira	0.025	5ac	0.12	143	143/BF		PBDA/ Agriculture	Agriculture
216	2020-21			Wheat Cultivation	Sibida	0.05	30ac	1.50	86	86/BF		PBDA/ Agriculture	Agriculture
217	2020-21			Maze Cultivation	Sibida	0.05	10ac	0.50	86	86/BF		PBDA/ Agriculture	Agriculture
218	2020-21			Mustard Cultivation	Sibida	0.025	5ac	0.12	86	86/BF		PBDA/ Agriculture	Agriculture
219	2020-21			Wheat Cultivation	Kadambinipur	0.05	5ac	0.25	39	39/BF		PBDA/ Agriculture	Agriculture
220	2020-21			Maze Cultivation	Kadambinipur	0.05	2.50ac	0.12	5	39/BF		PBDA/ Agriculture	Agriculture
221	2020-21			Mustard Cultivation	Kadambinipur	0.025	2ac	0.04	5	39/BF		PBDA/ Agriculture	Agriculture
222	2020-21			Wheat Cultivation	Jamudiha	0.05	5ac	0.25	39	31/BF		PBDA/ Agriculture	Agriculture
223	2020-21			Maze Cultivation	Jamudiha	0.05	2.50ac	0.12	5	31/BF		PBDA/ Agriculture	Agriculture
224	2020-21			Mustard Cultivation	Jamudiha	0.025	2ac	0.04	5	31/BF		PBDA/ Agriculture	Agriculture
225	2020-21			Maze Cultivation	Balibahal	0.05	7 ac	0.35	47	47/BF		PBDA/ Agriculture	Agriculture

Sl.No	Year	Sectors	Sub-sectors	Annual Works Proposed (along with rates)	Name of Village / Hamlet where the proposed works is to be undertaken	Unit Cost. In Lakh	Quantity (Where applicable eg. Housing roads etc.) In Numbers, In Ac, In Mtrs	Financial Target (Rs. In lakhs)	No. of PTG Beneficiaies (Male & Female Separately where feasible)			Implementing Agency (State Govt./ UT Admb./ NGO)	Funding Source
									Total	Male	Female		
I	II	III	IV	V	VI	VII	VIII	IX	X	XI	XII	X	XI
226	2020-21			Paddy Cultivation	Balibahal	0.02	7 ac	0.14	47	47/BF		PBDA/ Agriculture	Agriculture
227	2020-21			Mustard Cultivation	Balibahal	0.025	7 ac	0.15	47	47/BF		PBDA/ Agriculture	Agriculture
228	2020-21			Maze Cultivation	Rugudihi	0.05	5ac	0.25	40	40/BF		PBDA/ Agriculture	Agriculture
229	2020-21			Mustard Cultivation	Rugudihi	0.025	5ac	0.12	40	40/BF		PBDA/ Agriculture	Agriculture
230	2020-21			Maze Cultivation	Salei	0.05	10ac	0.50	81	81/BF		PBDA/ Agriculture	Agriculture
231	2020-21			Mustard Cultivation	Salei	0.025	5ac	0.12	81	81/BF		PBDA/ Agriculture	Agriculture
232	2020-21			Maze Cultivation	Sandhar	0.05	7 ac	0.35	63	63/BF		PBDA/ Agriculture	Agriculture
233	2020-21			Paddy Cultivation	Sandhar	0.02	7 ac	0.14	63	63/BF		PBDA/ Agriculture	Agriculture
234	2020-21			Mustard Cultivation	Sandhar	0.025	7 ac	0.15	63	63/BF		PBDA/ Agriculture	Agriculture
235	2020-21			Maze Cultivation	Jallha	0.05	3 ac	0.15	14	14/BF		PBDA/ Agriculture	Agriculture
236	2020-21			Mustard Cultivation	Jallha	0.025	3 ac	0.07	14	14/BF		PBDA/ Agriculture	Agriculture
237	2020-21			Maze Cultivation	Kaira	0.05	5ac	0.25	32	31/BF		PBDA/ Agriculture	Agriculture

Sl.No	Year	Sectors	Sub-sectors	Annual Works Proposed (along with rates)	Name of Village / Hamlet where the proposed works is to be undertaken	Unit Cost. In Lakh	Quantity (Where applicable eg. Housing roads etc.) In Numbers, In Ac, In Mtrs	Financial Target (Rs. In lakhs)	No. of PTG Beneficiaies (Male & Female Separately where feasible)			Implementing Agency (State Govt./ UT Admb./ NGO)	Funding Source
									Total	Male	Female		
I	II	III	IV	V	VI	VII	VIII	IX	X	XI	XII	X	XI
238	2020-21			Mustard Cultivation	Kaira	0.025	5ac	0.12	32	31/BF		PBDA/ Agriculture	Agriculture
239	2020-21			Maze Cultivation	Baradihi	0.05	7 ac	0.35	52	52/BF		PBDA/ Agriculture	Agriculture
240	2020-21			Paddy Cuvivation	Baradihi	0.02	7 ac	0.14	52	52/BF		PBDA/ Agriculture	Agriculture
241	2020-21			Mustard Cultivation	Baradihi	0.025	7 ac	0.15	52	52/BF		PBDA/ Agriculture	Agriculture
242	2020-21			Maze Cultivation	Barunadihi	0.05	5ac	0.25	32	31/BF		PBDA/ Agriculture	Agriculture
243	2020-21			Paddy Cuvivation	Barunadihi	0.02	5ac	0.10	32	31/BF		PBDA/ Agriculture	Agriculture
244	2020-21			Mustard Cultivation	Barunadihi	0.025	5ac	0.12	32	31/BF		PBDA/ Agriculture	Agriculture
245	2020-21			Maze Cultivation	Rada	0.05	7 ac	0.35	63	63/BF		PBDA/ Agriculture	Agriculture
246	2020-21			Paddy Cuvivation	Rada	0.02	3ac	0.06	63	63/BF		PBDA/ Agriculture	Agriculture
247	2020-21			Mustard Cultivation	Rada	0.025	7 ac	0.15	63	63/BF		PBDA/ Agriculture	Agriculture
248	2020-21			Maze Cultivation	Tanugula	0.05	5ac	0.25	92	92/BF		PBDA/ Agriculture	Agriculture
249	2020-21			Mustard Cultivation	Tanugula	0.025	5ac	0.12	92	92/BF		PBDA/ Agriculture	Agriculture

Sl.No	Year	Sectors	Sub-sectors	Annual Works Proposed (along with rates)	Name of Village / Hamlet where the proposed works is to be undertaken	Unit Cost. In Lakh	Quantity (Where applicable eg. Housing roads etc.) In Numbers, In Ac, In Mtrs	Financial Target (Rs. In lakhs)	No. of PTG Beneficiaies (Male & Female Separately where feasible)			Implementing Agency (State Govt./ UT Admb./ NGO)	Funding Source
									Total	Male	Female		
I	II	III	IV	V	VI	VII	VIII	IX	X	XI	XII	X	XI
250	2020-21			Maze Cultivation	Bhimkand	0.05	7 ac	0.35	62	62/BF		PBDA/ Agriculture	Agriculture
251	2020-21			Mustard Cultivation	Bhimkand	0.025	7 ac	0.15	62	62/BF		PBDA/ Agriculture	Agriculture
252	2020-21			Maze Cultivation	Bandhabhain	0.05	7 ac	0.35	51	51/BF		PBDA/ Agriculture	Agriculture
253	2020-21			Mustard Cultivation	Bandhabhain	0.025	7 ac	0.15	51	51/BF		PBDA/ Agriculture	Agriculture
254	2020-21			Maze Cultivation	Ganeswarpu r	0.05	7 ac	0.35	51	51/BF		PBDA/ Agriculture	Agriculture
255	2020-21			Mustard Cultivation	Ganeswarpu r	0.025	3 ac	0.07	9	9/BF		PBDA/ Agriculture	Agriculture
256	2020-21			Maze Cultivation	Pattamund	0.05	10ac	0.50	45	45/BF		PBDA/ Agriculture	Agriculture
257	2020-21			Mustard Cultivation	Pattamund	0.025	5ac	0.12	45	45/BF		PBDA/ Agriculture	Agriculture
258	2020-21			Maze Cultivation	Itee	0.05	7 ac	0.35	41	41/BF		PBDA/ Agriculture	Agriculture
259	2020-21			Mustard Cultivation	Itee	0.025	7 ac	0.15	41	41/BF		PBDA/ Agriculture	Agriculture
260	2020-21			Maze Cultivation	Siaria	0.05	7 ac	0.35	37	37/BF		PBDA/ Agriculture	Agriculture
261	2020-21			Mustard Cultivation	Siaria	0.025	7 ac	0.15	37	37/BF		PBDA/ Agriculture	Agriculture

Sl.No	Year	Sectors	Sub-sectors	Annual Works Proposed (along with rates)	Name of Village / Hamlet where the proposed works is to be undertaken	Unit Cost. In Lakh	Quantity (Where applicable eg. Housing roads etc.) In Numbers, In Ac, In Mtrs	Financial Target (Rs. In lakhs)	No. of PTG Beneficiaies (Male & Female Separately where feasible)			Implementing Agency (State Govt./ UT Admb./ NGO)	Funding Source
									Total	Male	Female		
I	II	III	IV	V	VI	VII	VIII	IX	X	XI	XII	X	XI
262	2020-21			Maze Cultivation	Kurtibasapur	0.05	3 ac	0.15	9	9/BF		PBDA/ Agriculture	Agriculture
263	2020-21			Mustard Cultivation	Kurtibasapur	0.025	3ac	0.70	9	9/BF		PBDA/ Agriculture	Agriculture
264	2020-21			Maze Cultivation	Khadaka	0.05	10ac	0.50	81	81/BF		PBDA/ Agriculture	Agriculture
265	2020-21			Mustard Cultivation	Khadaka	0.025	5ac	0.12	81	81/BF		PBDA/ Agriculture	Agriculture
266	2020-21			Supply of 3.1HP Pump sets with delivery Pipe	6village	0.25	15	3.75	15	15/BF		Agriculture 50% Subsidiary	SCA to TSP
267	2020-21			Supply of Spayer Machine	5 villages	0.02	30	0.60	30	30/BF		Agriculture 50% Subsidiary	SCA to TSP
268	2020-21			Supply of Vegetable carats	5 villages	0.01	125	1.25	125	125/BF		PBDA	SCA to TSP
269	2020-21			Sub-total				22.38				PBDA	
270	2020-21		Animal Husbandry	29nos of Beneficiary require Plough Bullock at Itee	Itee	0.30	29	8.70	29	29/BF		PBDA	CCD
271	2020-21			41nos of Beneficiary require 5-Goat at Itee	Itee	0.25	41	20.50	41	41/BF		PBDA	CCD
272	2020-21			29nos of Beneficiary require Plough Bullock at Sandhar	Sandhar	0.30	63	18.90	63	63/BF		PBDA	CCD
273	2020-21			41nos of Beneficiary require 5Goat at Sandhar	Sandhar	0.25	63	31.50	63	63/BF		PBDA	CCD
274	2020-21			47nos of Beneficiary require Plough Bullock at Balibahal	Balibahal	0.30	47	23.50	47	47/BF		PBDA	CCD

Sl.No	Year	Sectors	Sub-sectors	Annual Works Proposed (along with rates)	Name of Village / Hamlet where the proposed works is to be undertaken	Unit Cost. In Lakh	Quantity (Where applicable eg. Housing roads etc.) In Numbers, In Ac, In Mtrs	Financial Target (Rs. In lakhs)	No. of PTG Beneficiaies (Male & Female Separately where feasible)			Implementing Agency (State Govt./ UT Admb./ NGO)	Funding Source
									Total	Male	Female		
I	II	III	IV	V	VI	VII	VIII	IX	X	XI	XII	X	XI
275	2020-21			47nos of Beneficiary require 5-Goat at Balibahal	Balibahal	0.25	47	14.10	47	47/BF		PBDA	CCD
276	2020-21			28nos of Beneficiary require Plough Bullock at Kadambinipur	Kadambinipur	0.3	28	8.40	28	28/BF		PBDA	SCA to TSP
277	2020-21			35nos of Beneficiary require 5 Goat at Kadambinipur	Kadambinipur	0.25	35	8.75	35	35/BF		PBDA	SCA to TSP
278	2020-21			1 nos of Beneficiary require 1 nos Cow at Kadambinipur	Kadambinipur	0.20	1	0.20	1	1/BF		PBDA	CCD
279	2020-21			5 nos of Beneficiary require 1 nos Cow at Itee	Itee	0.15	5	0.75	5	5/BF		PBDA	CCD
280	2020-21			92nos of Beneficiary require 5 Goat at Tanugula	Tanugula	0.25	92	23.00	92	92/BF		PBDA	CCD
281	2020-21			313 nos of Animal Shed	Balibahal, Sandhar, Kaira, Itee, Tanugula, Kadambinipur	0.40	313	125.20	313	313/BF		MGNREGA	PR Deptt.
282	2020-21			31nos of Beneficiary require 5 Goat at Kaira	Kaira	0.25	31	7.75	31	31/BF		PBDA	SCA to TSP
283	2020-21			Animal Health camps	26villages	0.2	1	0.20	1625	1625		VET.	A & H Deptt.
284	2020-21			Sub-total				291.45					
285	2020-21		Market Link	Const. of 20 nos Shop	Kadambinipur	0.5	20	10.00	20	20/BF		PBDA	CCD
286	2020-21			Tailor Mechine 2 nos	Balibahal	0.15	2	0.30	2	2/BF		PBDA	CCD
287	2020-21			Tailor Mechine 2 nos	Kaira	0.15	2	0.30	2	2/BF		PBDA	CCD
288	2020-21			Sub-total				10.60					
289	2020-21		Social Security	Renewal of AABY	25 villages	0.00100	1	1.63	1625	1625/BF		PBDA	CCD
290	2020-21			Sub-total				1.63					
291	2020-21		Promotion of SHG	Processing Unit for Horticulture Product/ NTEP	400 nos	0.25	40	10.00	400	400/BF		PBDA	CCD
292	2020-21			Const. of 2 nos MCU	5 villages	3.5	1	3.50	325	325/BF		PBDA	CCD

Sl.No	Year	Sectors	Sub-sectors	Annual Works Proposed (along with rates)	Name of Village / Hamlet where the proposed works is to be undertaken	Unit Cost. In Lakh	Quantity (Where applicable eg. Housing roads etc.) In Numbers, In Ac, In Mtrs	Financial Target (Rs. In lakhs)	No. of PTG Beneficiaies (Male & Female Separately where feasible)			Implementing Agency (State Govt./ UT Admb./ NGO)	Funding Source
									Total	Male	Female		
I	II	III	IV	V	VI	VII	VIII	IX	X	XI	XII	X	XI
293	2020-21			Sub-total				13.50					
294	2020-21	Total						690.83					
295	2020-21	Conservation of Culture		Construction of Bisirikothi Pindi-cum-Knowledge Centre	Itee	2	1	2.00	41	41/BF		PBDA	CCD
296	2020-21			Sponsoring of cultural troupes for participation at District/State/National programme		10.00	1	10.00				PBDA	CCD
297	2020-21			Annual Tribal sports at Micoproject level to identify the sports talent		2.00	1	2.00				PBDA	Sports&youth services
298	2020-21			Exposure visit to other Micro project area		2.00	1	2.00				PBDA	CCD
299	2020-21			Construction of Bisirikothi-cum-Knowledge Centre	Sandhar & Kuldih	7.5	2	15.00	63	63/BF		PBDA	CCD
300	2020-21			Construction of Bisirikothi-cum-Knowledge Centre	Kaira	7.50	1	7.50	31	31/BF		PBDA	CCD
301	2020-21			Construction of Bisirikothi-cum-Knowledge Centre	Balibahal	7.50	1	7.50	47	47/BF		PBDA	CCD
302	2020-21			Const. of Bisirikothi -cum-Knowledge Centre	Tanugula	7.50	1	7.50	92	92/BF		PBDA	CCD
303	2020-21	Total						53.50					
304	2020-21	Capacity Building		Agriculture and Horticulture training programme	5 villages	0.50	5	2.50	336	336/BF		PBDA	CCD
305	2020-21			Training of Masroon Cultivation Programme	10 villages	0.01	250	2.50	250	250/BF		PBDA	CCD
306	2020-21			Training of Horticulture crops cultivation Banana, Cashew nut, Mango	10 villages	0.20	10	2.00	250	250/BF		PBDA	CCD
307	2020-21			Exposer visit of progresisve farmer withen state		0.10	5	1.50	300	300/BF		PBDA	CCD
308	2020-21			Training of Progressive farmer on intensive agriculture practices		0.15	10	1.50	300	300/BF		PBDA	CCD

Sl.No	Year	Sectors	Sub-sectors	Annual Works Proposed (along with rates)	Name of Village / Hamlet where the proposed works is to be undertaken	Unit Cost. In Lakh	Quantity (Where applicable eg. Housing roads etc.) In Numbers, In Ac, In Mtrs	Financial Target (Rs. In lakhs)	No. of PTG Beneficiaies (Male & Female Separately where feasible)			Implementing Agency (State Govt./ UT Admb./ NGO)	Funding Source
									Total	Male	Female		
I	II	III	IV	V	VI	VII	VIII	IX	X	XI	XII	X	XI
309	2020-21			Training of Organic cultivation		0.15	10	1.50	300	300/BF		PBDA	CCD
310	2020-21			Taking of farmer field school		0.20	4	0.80	80	80/BF		PBDA	CCD
311	2020-21			Training on Disease treatment of Bullock	10 villages	0.60	4	2.40	610	610/BF		PBDA	CCD
312	2020-21			Training on Disease treatment of Goat	10 villages	0.60	4	2.40	610	610/BF		PBDA	CCD
313	2020-21			Exposer visit of Chipilima		1.00	10	10.00	300	300/BF		PBDA	CCD
314	2020-21			Training on Psiculture		0.10	3	0.30	30	30/BF		PBDA	CCD
315	2020-21			Training on Malaria Privension	26 Villages	0.26	10 nos	2.60	1625	1625/BF		PBDA	CCD
316	2020-21			Training on important of Toilet const. and use	26 Villages	0.44	10 nos	4.40	1625	1625/BF		PBDA	CCD
317	2020-21			Training on wooden Handicraft	5 GP	0.35	6 nos	2.10	100	250/BF		PBDA	CCD
318	2020-21			Training to tribal artisan on porttery	5 GP	0.35	3nos	1.05	100	100/BF		PBDA	CCD
319	2020-21	Total						37.55					
320	2020-21	Project Management / NGO/ Institutional Mechanism & Monitoring / IEC / Publication		Remuneration of MPW @ 6000/- per month x 12 x 9 [In Nos]	26 Villages	0.72	9	1.08					CCD
321	2020-21							5.40	1625	1625/BF		PBDA	OPELIP
322	2020-21			Hiring charges for field visit	25 Villages	2.00	25 Villages	2.00	1625	1625/BF		PBDA	CCD
323	2020-21			Computerized work and Photography of developmental work	25 villages	0.01	50	0.50				PBDA	CCD

Sl.No	Year	Sectors	Sub-sectors	Annual Works Proposed (along with rates)	Name of Village / Hamlet where the proposed works is to be undertaken	Unit Cost. In Lakh	Quantity (Where applicable eg. Housing roads etc.) In Numbers, In Ac, In Mtrs	Financial Target (Rs. In lakhs)	No. of PTG Beneficiaies (Male & Female Separately where feasible)			Implementing Agency (State Govt./ UT Admb./ NGO)	Funding Source	
									Total	Male	Female			
I	II	III	IV	V	VI	VII	VIII	IX	X	XI	XII	X	XI	
324	2020-21			Misc Contingency, PBDA Office, Jamaradhi		2.00	1	2.00				PBDA	CCD	
325	2020-21			Project management/Monitoring Evaluation & Administrative charges	PBDA, Jamardihi			19.76				PBDA	CCD	
326	2020-21	Total						30.74						
327	2020-21	TOTAL							1748.33					
Grand Total								9331.6						

						17.61	MOTA
--	--	--	--	--	--	-------	------

9.50

17.61

75.09 CCD

2.40

0.18

0.007

11.36

1095.00 RD

24.00

8.80

17.08

1.625

6.2640



17.09 341.76

105.00

#REF!

8.27400

315.12

14.00

15.75

21.38

32.50



0



45.00



46.94




6.26400

#REF!

11.05

0.5



24.50

245.00



217.00

19.00

26.05

41.55

169.77

16.76



156.40

320.60



130.00

6.500

10.00

						17.00
--	--	--	--	--	--	-------

30.00

39.35

854.86 42.743



54.5

27.43

#REF!

3.6

0.42

0.9

7.39030

0.312

228.16

7.5

19.00

271.50

6.3

112.00

42.30

157.77

16.74

16.74



95.45

25.45

252.70

11.00

10.00

13.5

42.00

37.55

#REF!



50.41

56.50

0.312

12.70

0.71

383.36
22.50

440.00

10.62

151.00

43.00

157.77

16.78


141.15

10.6

10.00

13.50

51.50









Part - VI

**Different Department wise Abstract of CCD Plan for PBDA, Jamardihi for the Five Year Plan
(Based on Priorities indicated in Part-V)**

Flow of Funds													(Rs. in lakh)			
Sl. No.	Year	Govt of India				Govt of Odisha								Externally Assisted Scheme/ Project		TOTAL
		CCD	MOTA	Article 275 (1)	SCA to TSP	A & H Deptt.	Horticulture	Agriculture	PR Deptt.	RD	H & FW Deptt.	W & CD	Sports & Youth Services	OPELIP	Unicef	
1	2016-17	356.14	23.87	11.36	17.08	0.20	52.26	8.80	24.00	1123.00	0.00	0.00	2.00	5.40	2.40	1626.51
2	2017-18	1862.60	111.26	37.50	32.50	0.20	182.26	21.38	591.32	168.50	20.00	14.00	2.00	5.40	6.11	3055.03
3	2018-19	882.67	6.27	45.00	41.55	0.20	169.77	16.76	320.60	76.00	0.00	24.50	2.00	5.40	1.35	1592.07
4	2019-20	711.95	6.26	54.50	42.30	0.20	157.77	16.74	228.16	64.50	0.00	19.00	2.00	5.40	0.85	1309.63
5	2020-21	1006.45	6.26	56.50	43.00	0.20	157.77	16.78	383.36	56.00	0.00	14.00	2.00	5.40	0.61	1748.33
GRAND TOTAL		4819.81	153.92	204.86	176.43	1.00	719.83	80.46	1547.44	1488.00	20.00	71.50	10.00	27.00	11.32	9331.57
		5355.02				3938.23								38.32		

PART - VI
Year, Sector & Sub-sector wise Abstract of CCD Plan for Paudi Bhuiyan, Jamardihi for the XII th Five Year Plan
(Based on Priorities indicated in Part-V)

(Rs. in lakh)

Sl. No.	Name of PVTG	Major Sectors	Sub-sectors	2016-17	2017-18	2018-19	2019-20	2020-21	Total
1	PAUDI BHUIYAN	Social Sector	Education	107.46	204.59	93.65	74.67	109.53	589.91
2			Health & Nutrition	17.96	38.81	11.55	13.39	13.41	95.11
3			Drinking Water & Sanitation	28.00	168.50	76.00	64.50	56.00	393.00
4			Total	153.42	411.90	181.20	152.56	178.94	1078.02
5		Infrastructure	Housing	14.34	431.12	241.10	116.16	276.16	1078.88
6			Connectivity	1130.19	790.50	255.00	311.50	470.00	2957.19
7			Electrification	10.68	18.50	29.30	6.30	10.62	75.40
8			Total	1155.21	1240.12	525.40	433.96	756.78	4111.47
9		Sustainable livelihood Development	Irrigation	50.21	319.00	227.00	132.00	161.00	889.21
10			Land Development	24.00	13.00	19.00	14.40	20.00	90.40
11			Horticulture	52.26	182.27	182.27	165.27	170.27	752.34
12			Agriculture	20.74	24.98	26.11	26.09	22.38	120.30
13			Animal Husbandry	7.70	651.11	306.30	252.70	291.45	1509.26
14			Market Link	3.20	71.80	6.50	11.00	10.60	103.10
15			Social Security	1.63	1.63	1.63	1.63	1.63	8.13
16			Promotion of SHG	9.16	17.00	17.00	13.50	13.50	70.16
17		Total	168.90	1280.78	785.81	616.59	690.83	3542.89	
18		Conservation of Culture	111.00	38.00	32.00	44.00	53.50	278.50	
19		Capacity Building	20.00	36.75	39.35	37.55	37.55	171.20	
20		Project Management / NGO/ Institutional Mechanism & Monitoring / IEC / Publication	17.99	47.48	28.31	24.97	30.74	149.49	
21		Grand Total	1626.51	3055.03	1592.07	1309.63	1748.33	9331.57	

PART - VI

Abstract of CCD Plan for Paudi Bhuiyan Development Agency, Jamardihi, Angul for Five- Year

(Based on Priorities indicated in Part-V)

(Rs. in lakh)

Sl. No.	Name of PVTG	Major Sectors	2016-17	2017-18	2018-19	2019-2020	2020-21	Total
1	PAUDI BHUIYAN	Social Sector	153.42	411.90	181.20	152.56	178.94	1078.02
2		Infrastructure	1155.21	1240.12	525.40	433.96	756.78	4111.47
3		Sustainable livelihood Development	168.90	1280.78	785.81	616.59	690.83	3542.89
4		Conservation of Culture	111.00	38.00	32.00	44.00	53.50	278.50
5		Capacity Building	20.00	36.75	39.35	37.55	37.55	171.20
6		Project Management / NGO/ Institutional Mechanism & Monitoring / IEC / Publication	17.99	47.48	28.31	24.97	30.74	149.49
		Total	1626.51	3055.03	1592.07	1309.63	1748.33	9331.57

PART - VII

(i) ABSTRACT OF PTG_WISE TOTAL FINANCIAL PLAN FOR THE XII th Plan
(Based on the Annual Plan proposed above)

Sl.No	Name of PTG	Total Financial Target (Rs in lakh)				
		2015-16	2016-17	2017-18	2018-19	2019-20
		1626.51	3055.03	1592.07	1309.63	1748.33
TOTAL		1626.51	3055.03	1592.07	1309.63	1748.33

(ii) PERCENTAGE FLOW OF FUNDS TO EACH PTG :

Sl. No.	Name of each PTG	% of funds proposed during the entire plan
1	Paudi Bhuyan	5.28

(iii) FLOW OF FUNDS THROUGH STATEs / UTs / NGOs

Sl.No	Particulars	(Rs in lakh)				
		2015-16	2016-17	2017-18	2018-19	2019-20
1	State / UT	1626.51	3055.03	1592.07	1309.63	1748.33
Total		1626.51	3055.03	1592.07	1309.63	1748.33