



# **CONSERVATION - CUM – DEVELOPMENT FIVE-YEAR PLAN FOR PAUDI BHUIYAN PVTG**

**PAUDI BHUIYAN DEVELOPMENT AGENCY, RUGUDAKUDAR  
DEOGARH DISTRICT, ODISHA  
(2016-17 TO 2020-21)**

*Prepared By :*

SCs & STs Research and Training Institute (SCSTRTI), Government of Odisha & PBDA,  
Rugudakudar, Deogarh Micro Project

*Submitted To :*

Ministry of Tribal Affairs (MoTA), Government of India

*January, 2016*

# **C O N T E N T S**

<b>Part</b>	<b>Subject</b>	<b>Page</b>
Part - I	Review of implementation of CCD Plan during XII th Five-Year Plan (2012-13 to 2014-15)	1
Part - II	Approval Statement of CCD Plan for Five Year Plan (2016-17 to 2020-21)	9
Part - III	Basic data about Paudi Bhuiyan PVTG	10
Part - IV	Approach of the Government Administration in brief for development of Paudi Bhuiyan PVTG during Five-Year Plan	15
Part - V	Problems of Paudi Bhuiyan PVTG and Priorities for Five-Year Plan	21
Part - VI-(i)	PVTG/Village-wise Annual Development Plan for the Five Year Plan	23
Part - VI-(ii)	Abstract of Total Financial Plan (Scheme wise and Source wise)	63
Part- VII	Annexure ( CCD Plan & Abstract posed MoTA, GoI for Funding)	

**MAP SHOWING MICRO PROJECT AREAS OF PAUDI BHUINYAN DEVELOPMENT AGENCY, RUGUDAKUDAR,  
DISTRICT - DEOGARH**



## PART – I

### REVIEW OF THE IMPLEMENTATION OF CCD PLAN FOR DEVELOPMENT OF PAUDI BHUIYANPVTG, RUGUDAKUDAR, DEOGARH DISTRICT DURING XII TH FIVE YEAR PLAN (2012-13 TO 2014-15)

The CCD plan period (2012-17) is an ambitious programme for the total development of the PaudiBhuiyan PVTG. It aims at improving infrastructure and providing basic amenities within easy reach in the habitat of the PaudiBhuiyapeople and generating additional employment and income of the people with a view to eliminate their poverty, elevate literacy level, ensure health and food security and enhance their quality of life and conserve their culture.

The basic objectives and approaches of the CCD plan during the 12<sup>th</sup> plan period (2012-13 to 2016-17) are;

- ❖ Total development through an integrated approach by pulling resources from Central Govt. and State Govt.
- ❖ G.O., NGO and PRI partnership to address the development needs of the PVTGs.
- ❖ Peoples' participation in development process will be encouraged through the involvement of traditional institution like Labour Cooperatives, SHGs, Farmers' club etc.
- ❖ Basic infrastructure will be created and amenities like health, education, drinking water, connectivity will be made available to the PVTG people within their easy reach.
- ❖ Assistance for conservation and promotion of PVTG tradition like–folk dance and songs, traditional musical instruments, conservation of traditional Culture, etc.
- ❖ Social security will be ensured by covering all families under JanashreeBimaYojana and RastriyaSwathyaVimaYojana(RSVY) Health Insurance etc.

For achievement of these objects over a period of the first three years of Paudi Bhuinya PVTG development as posed in the CCD plan from 2012-13 to 2014-15, the PaudiBhuinya Development Agency, Rugudakudar of Deogarh district(Micro Project) has utilized funds received from different programmes, the details of which is furnished in the following statement.

#### **i. Financial Achievement during the period from 2012-13 to 2014-15**

During the period from 2012-13 to 2014-15 fund to the tune of Rs 530.01 lakh was received by the Paudi Bhuinya Development Agency, Rugudakudar, Deogarh Micro Project from different sources, like SCA to TSP, Art 275 (1) & CCD for total development of Paudi BhuinyaPVTG and a sum of Rs. 372.14lakh (70.21%)was spent for this purpose. The most marginalized PVTG segment population is reported to be deprived of receiving any of the development measures from both the aforesaid two development agencies during the last three years. Statement furnished below explains the matter in detail.

**Source Wise & Year wise Funds Flow to Paudi Bhuiyan Development Agency, Rugudakudar, Deogarh Micro Project and Expenditure Incurred During the Period from 2012-13 to 2014-15**

Source of Funding	2012-13		2013-14		2014-15		Total (2012-13 to 2014-15)	
	Assistance Received (Rs. in Lakh)	Expenditure Made (Rs. in Lakh)	Assistance Received (Rs. in Lakh)	Expenditure Made (Rs. in Lakh)	Assistance Received (Rs. in Lakh)	Expenditure Made (Rs. in Lakh)	Assistance Received (Rs. in Lakh)	Expenditure Made (Rs. in Lakh)
SCA to TSP	11.92	11.92	11.47	6.50	12.17	5.32	35.56	<b>23.74</b>
Art. 275 (1)	30.04	30.04	45.00	42.50	20.24	13.04	95.28	85.58
CCD	187.00	161.15	97.50	70.10	114.67	85.32	399.17	316.57
ITDA	-	-	-	-	-	-	-	-
DRDA	-	-	-	-	-	-	-	-
Other (Specify)	-	-	-	-	-	-	-	-
<b>Total</b>	<b>228.96</b>	<b>203.11</b>	<b>153.97</b>	<b>119.10</b>	<b>147.08</b>	<b>103.68</b>	<b>530.01</b>	<b>372.14</b>

Out of the total fund received from different sources, funds to the tune of Rs399.17lakh was received under CCD Plan as against the posed requirement of Rs. 1395.87 lakh, which is less by Rs. 865.86. Out of the total fund received, Rs. 316.57(79.30%) was utilized during the period under report for the PVTG development intervention. The details of the fund posed during the first 3 years of CCD Plan for the 12<sup>th</sup> VYear Plan and funds received and expenditure incurred for different schemes and programmes for the development of PaudiBhuinyan PVTG is detailed in the statement given below.

**Year wise Fund Flow as per CCD Plan to Paudi Bhuiyan Development Agency, Rugudakudar, Deogarh Micro Project and Expenditure Incurred During the Period from 2012-13 to 2014-15**

Total Financial requirement as per CCD Plan		Total Amount received from GOI (Rs. In Lakhs)	Total Amount utilized (Rs. In Lakh)
Year	Amount (Rs. In Lakh)		
2012-13	677.82	187.00	161.15
2013-14	356.29	97.50	70.10
2014-15	361.76	114.67	85.32
<b>Total</b>	<b>1395.87</b>	<b>399.17</b>	<b>316.57</b>

**i) Physical / Financial Achievements (2012-13 to 2014-15)**

SL.No.	Activity	Target/Unit		Achievement	
		Physical	Financial	Physical	Financial
	<b>2012-13</b>				
1	Agriculture	40 SHGs	15.80	36 SHGs	8.60
2	Horticulture	15 SHGs	20.50	15 SHGs	13.85
3	Animal Husbandry	Health Camp	0.70	Health Camp	0.70
4	MFP Activities				
5	Irrigation / MIP one Tank,3 Cannel	380 Bene.	18.00	380 Bene.	18.00
6	Land Development				
7	Housing	24 Bene.	12.00	-	-
8	Road	3 Road	30.00	3 Road	30.00
9	Building SHG				
10	Building Other Market Link	2 Village	10.00	2 nos.	10.00
11	Building E/C (SB and HB)	Boys Edn, Complex	75.00	Boys Edn,Complex	75.00
12	JanashreeBeemaYojana	1000	5.00	1000	5.00
13	Other (Specify)				
	<b>2013-14</b>				
1	Agriculture	1000 Beneficiary	8.00	38 SHGs 400Beneficiary	4.90
2	Horticulture	670 Beneficiary	14.00	620 Beneficiary	8.20
3	Irrigation / MIP	2 Project 145 Bene.	10.00	145 Bene.	10.00
4	Land Development				
5	Connectivity	3 Road 600 Bene.	12.00	3 Road 600 Bene.	12.00
6	Fire Proof House				

7	Drinking Water (Pipe Water Supply Project)	2 village 410 Bene.	10.00	2 village 410 Bene.	10.00	
8 (i)	Electrification-Conventional					
(ii)	Electrification-Non Conventional (SPV Solar Light)	3 village 750 Bene.	8.00	-	-	
9 (i)	(Building) Community Center					
(ii)	Other Building (E/C)	2 Buildings.250 Students	25.00	Edn,Complex	25.00	
10(i)	SHG Activities	120 Bene.	2.00	-	-	
(ii)	Animal Health Camp	124 Bene.	5.00	-	-	
(iii)	Health Camp					
(iv)	Pre-education					
(v)	Other (Specify)(A) I.E.C (B) Culture	I.E.C Culture 10 bene.	3.00 0.50	- -	- -	
	<b>2014-15</b>					
1	Horticulture	265 Bene	16.06	3 groups	1.06	
2	Irrigation / MIP	2 Tanks 550 Bene.	8.79	2 Tanks 550 Bene.	8.79	
3	Land Development					
4 (i)	Connectivity-Road	One Culvert One Road	5.97	One Culvert One Road	5.97	
(ii)	CD Works					
5	Fire Proof House					
6	Drinking Water					
7	Electrification (Non-Conventional)	2 villages 370 Bene.	6.48	-	-	
8	Agriculture	1200 Bene.	14.17	Patato Cultivation 40 SHGs,Wheat,Sunflower etc.	4.90	

8 (i)	(Buildings)Community Center		51.47		20.72	
(ii)	Other Building (E/C)	One Building,One Hostel	43.41	One Class Room One Hostel Building	43.41	
9 (i)	(IEC) SHG Activities (Micro Credit)					
(ii)	Pre-education					
(iii)	Health Camp	850 Bene.	6.89	-	-	
(iv)	Awareness Programme					
8)	(Buildings) Community Centre					
9)	Other (Specify) (A) I.E.C (B) Culture	I.E.C Musical Instrument	5.40 7.49	- -	- -	
	Total (2012-13 to 2014-15					
1	Agriculture	1001 Bene	37.97	40 SHGs	18.40	
2	Horticulture	1001 Bene	50.56	36 SHGs	23.11	
3	Irrigation / MIP	406 Bene	36.79	406 Bene	36.79	
4	Land Development	-	-	-	-	
5(i)	Connectivity-Road	2 Roads	47.97	2 Roads	47.97	
(ii)	CD Works	2 C.D Work		2 C.D Work		
6	Fire Proof House	24 Bene	12.00	-	-	
7	Electrification-Non Conventional (SPV Solar Light)	370 Bene	6.48	-	-	
8	Fishery (Supply of Fishing net)	-	-	-	-	
9	JanashreeBeemaYojana	1001 Bene	5.00	1000	5.00	
10	Health Camp & Awareness Programme	850 Bene	6.89			
11	Other (Specify)					
(A)	I.E.C	-	8.40	-	-	
(B)	Culture	170 Bene	7.99	-	-	
(C)	Supply of Drinking Water	410 Bene	10.00	410 Bene	10.00	
(D)	Educational Complex	Addl.Class Room,HostelBuilding,M.P.C Centre	143.41	10 nos. of Addl.Class Room for Boys Edn,Complex	143.41	
(E)	Market Link	2 Building	10.00	Saruali&Autal	10.00	
(F)	Animal Husbandry	Health Camps in 32 Villages.124 Bene.	5.70	Animal health Camp in 32 villages	0.70	
(G)	SHG Activities	4 SHGs	2.00	-	-	



**(ii) Brief Note on the implementation of CCD Plan which should cover the reasons for not achieving targets, activities which proved to be very beneficial for PVTGs, activities which should be given priority, need for taking up new activities and lessons learnt etc.**

**Reasons for not achieving financial target:**

- Late and part receipt of funds in the last year of the plan period
- Lack of technical support due to shortage of personnel.
- Lack of good transportation facility for shifting of developmental materials and support staff to remote project area.
- Low level of awareness among the tribe for accepting the developmental programmes.

**Activities proved beneficial:**

- Establishment of Educational Complexes for Boys & Girls generated a new environment and hope of light.
- Multi-cropping pattern of agriculture and backward poultry, organic farming of arrowroot enhanced the income level and better living style.
- Increase in irrigation facility improved agricultural production.
- Provision of safe drinking water facility and other health related programmes helped improve their health and living style.
- Expansion of connectivity opened up their doors to a new horizon.

**Activities which should be given priority:**

- Education,
- Health,
- Connectivity,
- Electricity,
- Agriculture,
- Horticulture.

**Need for taking up new activities**

- New activities taken up in order to develop socio economic condition of PaudiBhuiyancommunity (PVTG) and enhanced there income generation for better livelihood support.

## ii) Success Stories and lessons learnt:

### ➤ SHGs

Mahila SHG or Devichuakatei up-Bamparada consisting of 10 members has received Rs.10,000/- for the year 2008. And utilized the funds for potato cultivation of 2Acres and produced 20qntl. Potatoes from that field. They sold 18qntl. For Rs.27,000/- and they got a profit of Rs.20,000/- from patato cultivation.

➤ MaaBishiri SHGs, Rugudakudar received Rs.20,000/- for the year 2013-14 and 2014-15 to cultivate sunflower in 3acres land. They got profit of Rs.50,000/- from that field after harvesting the sun flower.

**SHGs** : There are 64 SHG in PTG area where they have been assisted different programme like Goatry, Banana, Sunflower , Water Melon, and Tasar to reduce their poverty. ↻



**Ground Nut**



**Water Melon at Jalesuan**

**Educational Complex** : There is only one ST Girls Educational Complex in PBDA,Rugudakudar where 250 ST Girls are reading and raised literate.



**Girl's Educational Complex at Rugudakudar**



**Student at Playground**

➤ **Educational Complex**

One ST Girls Educational Complex is functioning at Jharabahal since 2008-09 with the strength of 250 Girls Students from Class-I to Class-VIII. The Girls Education Complex provides hostel benefit with other facility like latrine, safe drinking water and dresses. It is a top priority for the PVTG to develop the literacy level among them. From 2008-09 the Girls students literacy increasing from 0 to 30%.

**Success Stories and Lessons Learnt:** The total development of PTGs aims at improving infrastructure and providing basic amenities within easy reach in the habitat of the PTGs generating employment and income of the PTG with a view to reduce their poverty, raise literates insurance health and food security and conserve their culture.



**TASAR, BIJADIHI**



**CANAL AT MARHA**

- **Livelihood improvement :** For the benefit of PTG so many project have been taken up like, Tank, Canal , Borewell and Land Development.



**BANANA CULTIVATION TAINSIRA**

## PART – II

### INTEGRATED CONSERVATION–CUM- DEVELOPMENT PLAN FOR ‘PAUDI BHUIYANPVTG FOR FIVE YEARS : 2016-17 to 2020-21

Name of the Scheme	:	DEVELOPMENT of PAUDI BHUIYAN PVTG
Name of the State	:	Odisha
Name of Department	:	ST & SC Dev. Department, Govt. of Odisha
Name of Organization/Institution	:	SCSTRTI, Bhubaneswar
Prepared by	:	Research Staff of SC & ST Research and Training Institute and Staff of Paudi Bhuinyan Development Agency (PBDA) Rugudakudar, Dist- Deogarh, Odisha
Approved and Recommended By	:	Commissioner-cum- Secretary, ST & SC Dev. Department, Govt. of Odisha)
Date of submission	:	January, 2016

**PART – III**

**BASIC DATA ABOUT PAUDI BHUIYAN DEVELOPMENT AGENCY, RUGUDAKUDAR, DEOGARH MICRO PROJECT  
BASED ON THE BASELINE SURVEY REPORT OF THE YEAR, 2015**

Sl. No	Name of the PVTGs living in the State/ UT	Name of Village(s) / Hamlets(s)	Name of G.P	Name of Taluks/ Tehsils(s)	Name of District (s)	Total population as per 2015 Baseline Survey			Total No. of families	Whether Population increasing/ declining / Stable (from 2010)
						Male	Female	Total		
1	PaudiBhuiyan	Saruali	Saruali	Barkote	DEOGARH	2	1	3	1	Decreased
2		Bijadihi	Saruali	Barkote		45	18	63	38	Increased
3		Mahulata	Saruali	Barkote		45	27	72	35	Decreased
4		Tainsira	Saruali	Barkote		21	24	45	24	Increased
5		Marha	Saruali	Barkote		20	18	38	31	Increased
6		Autal	Saruali	Barkote		83	38	121	95	Increased
7		Kadalidihi	Saruali	Barkote		44	39	83	41	Decreased
8		Balidihi	Saruali	Barkote		40	38	78	44	Increased
9		Gadia	Saruali	Barkote		5	8	13	13	Decreased
10		Khuntadihi	Saruali	Barkote		2	5	7	4	Decreased
11		Madalia	Saruali	Barkote		6	5	11	6	Decreased
12		Gurusang	Gurusang	Barkote		120	93	213	91	Increased
13		Purunapani	Gurusang	Barkote		32	25	57	49	Decreased
14		Baidharnagar	Gurusang	Barkote		48	27	75	30	Increased
15		Depatala	Gurusang	Barkote		8	12	20	17	Increased
16		Siarihuli	Bamparada	Barkote		15	14	29	18	Increased
17		Golabandhakatei	Bamparada	Barkote		7	12	19	12	Increased
18		Netrabahal	Bamparada	Barkote		4	8	12	7	-

19		Kaladu	Bamparada	Barkote	<b>DEOGARH</b>	5	15	20	25	Decreased
20		Mahuldiha	Bamparada	Barkote		18	22	40	25	Increased
21		Debichuakotei	Kalla	Barkote		43	33	76	37	Increased
22		Sarankote	Kalla	Barkote		65	60	125	71	Decreased
23		Rugudakudar	Kalla	Barkote		108	125	233	129	Increased
24		Kaliapal	Kaliapal	Barkote		15	10	25	15	Decreased
25		Jalisuan	Kaliapal	Barkote		41	45	86	42	Increased
26		Budhabhuin	Kaliapal	Barkote		10	12	22	14	Decreased
27		Pacheripani	Kaliapal	Barkote		107	109	226	88	Increased
28		Jhumpura	Danra	Barkote		18	17	35	27	Decreased
29		Niktimal	Balanda	Barkote		5	6	11	13	Increased
30		Gopapur	Balanda	Barkote		4	5	9	6	-
31		Bahadaposi	Balanda	Barkote		2	4	6	3	Decreased
32		Singhsal	Singhsal	Barkote		6	5	11	9	-
		<b>Total</b>	<b>8 GPs</b>	<b>1 Block</b>		<b>1960</b>	<b>1930</b>	<b>3890</b>	1060	<b>Increased</b>

- Out of 32 settlements, 24 are revenue villages, 8 are hamlets.
- The Paudi Bhuiyan population shows an increasing trend of 2% growth over a period from 2007 to 2015.
- Out of 1060 families, 352 families are headed by women.
- Not favourable sex ratio, among the Paudi Bhuiyan there are 1960 males per 1930 female but sex ratio is 985 females per 1000 males.
- The PaudiBhyan population structure includes 132 (70 boys + 62 girls) children in the agegroup of 0-1 years, 383 (202 boys + 181 girls) children in the age group of 1-5 years and 900 (449 boys + 451 girls) children in the age group of 5-15 years and 674 youths including 397 boys and 277 girls in the age group of 15-25 years. Besides, there are 67 educated tribal boys and 15 educated grils who seekg higher education and skill enhancement.
- There are 230 OAP, 10 ODP, 22 OWP, 851Antodaya and 1169JBY eligible PaudiBhuiyan people to receive the social welfare schemes.

**PART – III (Cont.)**

**BASIC DATA ON PAUDI BHUIYAN DEVELOPMENT AGENCY, RUGUDAKUDAR, DEOGARH MICRO PROJECT  
BASED ON THE BASELINE SURVEY REPORT OF THE YEAR 2015**

Sl. No.	Name of Village(s) / Hamlets(s)	No. House	Nos. Literates			Revenue Land in Ac.	FRA Land in Ac.	Irrigation Facility in Ac.	Electrification / Solar light	Drinking water
			Male	Female	Total					
I	II	III	IV	V	VI	VII	VIII	IX	X	XI
1	Saruali	-	2	1	3	2.20	Not Trace out	No	Yes	Tube well
2	Bijadihi	-	45	18	63	31.20	Not Trace out	No	Yes	Solar Supply Water/Tube well
3	Mahulata	-	45	27	72	34.29	Not Trace out	No	Yes	-Do-
4	Tainsira	-	21	24	45	34.32	Not Trace out	25 ac	Yes	Tube well
5	Marha	-	20	18	38	38.12	Not Trace out	14 ac	No	Tube well
6	Autal	-	83	38	121	87.61	Not Trace out	10ac	No	Tube well
7	Kadalidih	-	44	39	83	Not Trace out	Not Trace out	5 ac	Solar Light	Deep well
8	Balidih	-	40	38	78	-Do-	Not Trace out	5 ac	Solar Light	Deep well
9	Gadia	-	5	8	13	-Do-	Not Trace out	6 ac	Solar Light	Deep well
10	Khuntadiha	-	2	5	7	2.98	Not Trace out	No	No	Tube well
11	Madalia	-	6	5	11	44	Not Trace out	No	No	Tube well
12	Gurusang	-	120	93	213	45.09	Not Trace out	No	Yes	Solar Supply Water/Tube well
13	Purunapani	-	32	25	57	20.15	Not Trace out	No	No	Tube well
14	Baidharanagar	-	48	27	75	17.70	Not Trace out	No	Yes	Solar Supply Water/Tube well
15	Depatala	-	8	12	20	13.27	Not Trace out	No	Solar Light	Deep well
16	Sarihuli	-	15	14	29	0.60	Not Trace out	No	Yes	Tube well
17	Golabandhakotei	-	7	12	19	0.48	Not Trace out	No	No	Solar Supply Water
18	Netrabahal	-	4	8	12	4.20	Not Trace out	No	Yes	Solar Supply Water
19	Kaladu	-	5	15	20	16.97	Not Trace out	No	Solar Light	Deep well
20	Mahuldiha	-	18	22	40	Not Trace out	Not Trace out	15 ac	No	Deep well
21	Devichuakotei	-	43	33	76	27.92	Not Trace out	No	Yes	Solar Tube well
22	Sarankote	-	65	60	125	40.65	Not Trace out	20 ac	Yes	Solar Supply Water/Tube well
23	Rugudakudar	-	108	125	233	63.80	Not Trace out	60 ac	No	Tube well
24	Kaliapal	-	15	10	25	8.80	Not Trace out	10 ac	Yes	Tube well
25	Jalisuan	-	41	45	86	75.12	Not Trace out	25 ac	Yes	Tube well
26	Budhabhuin	-	10	12	22	17.34	Not Trace out	10 ac	No	Tube well
27	Pacheripani	-	107	109	226	23.43	Not Trace out	No	Solar Light	Deep well
28	Jhumpura	-	18	17	35	2.20	Not Trace out	No	Yes	Drinking water Supply/Tube well
29	Niktimal	-	5	6	11	Not Trac Out	Not Trace out	No	No	Tube well
30	Gopapur	-	4	5	9	-Do-	Not Trace out	No	No	-Do-
31	Bahadaposi	-	2	4	6	-Do-	Not Trace out	No	Yes	Tube well
32	Singhsal	-	6	5	11	-Do-	Not Trace out	No	No	Tube well
	<b>Total</b>	<b>540</b>	<b>994</b> <b>58.89%</b>	<b>880</b> <b>52.16%</b>	<b>1874</b> <b>55.82%</b>	<b>649.46</b>	-	<b>205.00</b>	<b>21/32</b>	<b>32/32</b>

**PART – III (Cont.)**

**BASIC DATA ON PAUDI BHUINYA DEVELOPMENT AGENCY, RUGUDAKUDAR, DEOGARH MICRO PROJECT  
BASED ON THE BASELINE SURVEY REPORT OF THE YEAR 2015**

Sl. No	Name of Village(s) / Hamlets(s)	School	Anganwadi Center	Gyanmandir	Motorable Road	Shop	Market Centre	Community Centre	Art/Craft of Rope Making	Dance Troupe
I	II	XII	XIII	XIV	XV	XVI	XVII	XVIII	XIX	XX
1	Saruali	Yes	Yes	No	Yes	Yes	Yes	No	No	No
2	Bijadihi	No	Yes	No	Yes	No	No	Yes	No	No
3	Mahulata	No	Yes	No	Yes	Yes	No	No	No	No
4	Tainsira	Yes	Yes	No	Yes	Yes	No	No	No	No
5	Marha	Yes	Yes	No	Yes	Yes	Yes	Yes	No	No
6	Autal	Yes	Yes	No	Yes	Yes	Yes	Yes	No	No
7	Kadalidih	Yes	Yes	No	No	No	No	No	No	No
8	Balidih	Yes	Yes	No	No	No	No	No	No	No
9	Gadia	No	No	No	Yes	No	No	No	No	No
10	Khuntadiha	No	No	No	Yes	No	No	No	No	No
11	Madalia	Yes	Yes	No	Yes	Yes	No	No	No	No
12	Gurusang	Yes	Yes	No	Yes	Yes	No	Yes	No	No
13	Purunapani	Yes	Yes	No	Yes	No	No	Yes	No	No
14	Baidharanagar	Yes	Yes	No	Yes	Yes	No	Yes	No	No
15	Depatala	Yes	Yes	No	No	Yes	No	No	No	No
16	Siarihuli	No	No	No	Yes	Yes	No	No	No	No
17	Golabandhakotei	No	No	No	Yes	No	No	No	No	No
18	Netrabahal	Yes	Yes	Yes	No	Yes	Yes	No	No	No
19	Kaladu	No	No	No	No	No	No	Yes	No	No
20	Mahuldiha	No	No	No	No	No	No	Yes	No	No
21	Devichuakotei	No	No	No	Yes	No	No	No	No	No
22	Sarankote	Yes	Yes	No	Yes	Yes	No	No	No	No
23	Rugudakudar	Yes	Yes	No	Yes	Yes	No	Yes	No	No
24	Kaliapal	Yes	Yes	No	Yes	Yes	No	Yes	No	No
25	Jalisuan	Yes	Yes	No	Yes	Yes	No	Yes	No	No
26	Budhabhuin	Yes	Yes	No	Yes	Yes	No	No	No	No
27	Pacheripani	Yes	Yes	No	Yes	Yes	No	Yes	No	Yes
28	Jhumpura	Yes	Yes	No	Yes	Yes	No	No	No	No
29	Niktimal	No	No	No	Yes	No	No	No	No	No
30	Gopapur	Yes	Yes	No	Yes	Yes	No	No	No	No
31	Bahadaposi	Yes	Yes	No	Yes	Yes	Yes	No	No	No
32	Singhsal	Yes	Yes	No	Yes	Yes	No	No	No	No
	<b>Total</b>	<b>22/32</b>	<b>24/32</b>	<b>1/32</b>	<b>26/32</b>	<b>21/32</b>	<b>5/32</b>	<b>12/32</b>	<b>0/32</b>	<b>1/32</b>



## **Critical Infrastructure Gaps:**

- Out of 1060 total PaudiBhuiyanhouseholds, 540 require pucca fire proof houses.
- Out of 32 villages 24 villages have recorded revenue land.
- No families have been provided any land titles under Forest Rights Act.
- Cultivable lands of 20villages have not been extended with irrigation facilities.
- 22 villages have primary schools, 24 have Anganwadi Center and 31 villages have no Gyanmandirs (Preprimary education facility). The literacy status among the Paudi Bhuiyan people is unimpressive with 55.82%, and female literacy is 52.16% only.
- Only 26, out of 32villages have connectivity (motarable roads), 06 villages are totally deprived of connectivity.
- Almost all villages have safe drinking water facilities.
- Shopping facilities is available in 26 villages and market centers are available in 05 villages in Micro Project areas.
- 20/32 villages have no Traditional Community Centers. Pristine culture of the craft of rope making and performing art such as tribal dance and songs have vanished from 32 villages and 31 villages, respectively.
- There are as many as 41 SHGs (10 Men + 31 Women) who have opted financial assistance and skill enhancement for socio-economic development.

## PART – IV

### APPROACH OF THE STATE GOVERNMENT IN BRIEF FOR THE DEVELOPMENT OF PAUDI BHUIYAN (PVTG) FOR FIVE-YEAR INTEGRATED CCD PLAN (2016-17 to 2020-21)

#### **Introduction:**

As per the parameters of the revised guidelines of the scheme for development of Particularly Vulnerable Tribal Groups (PVTGs), issued by the Ministry of Tribal Affairs, Govt. of India and communicated by GOO, ST & SC Development Department vide letter No, 9375/SSD dated 5.5.2015, it is required to prepare a Long Term Integrated Conservation-cum- Development Plan for Five Years (2016-2021) for the 13 PVTGs of Odisha. The said revised scheme became operative with effective from 1<sup>st</sup> April, 2016. Thus, the Govt. of Odisha has adopted strategy and initiated formulation of the long term Integrated CCD plans in respect of all the 13 PVTGs in the locations of 17 Micro Projects of Odisha with the following aim and objectives.

#### **Aim and objectives:**

The PVTGs constitute the most vulnerable section among the tribal and inhabit in isolated, remote and difficult areas in small and scattered hamlets/ settlements. The revised scheme aims at planning their socio-economic development in a comprehensive manner while retaining the culture and heritage of the community by adopting habitat development approach and intervening in all spheres of their social and economic life so that a visible impact is made in improvement of the quality of life.

#### **Strategies; Micro Project can become model of growth for PVTG:**

The PVTGs are disadvantaged and the marginalized groups among the STs, including PaudiBhuayan who lives in difficult geographical pockets. Thus 17 special Micro Projects in 12 districts covering 20 part locks, including the PaudiBhuiyanDevelopment Agency, Rugudakudar of Deogarh District are functioning in the State of Odisha to take care of total development of PVTGs.

The Five-Year CCD plan of the said Micro Project, meant for the all sided development of PVTG (PaudiBhuiyan), is designed respecting the principles of Panchasheels of Pt. Nehru, 1955. It highlights the need for implementation of all schemes and programmes at the hamlet level by preparing an integrated 5-Year PVTG Development Plan. This Micro Project is provisioned to be provided **5576.82 Lakh** during next five years basing on the suggestions of the revised scheme of PVTG development like VanabadhuKalyanYojajana (KVY) of MOTA, GOI. Financial provision has been made for all hamlets/villages for a 5-year period (2016-21) taking into account of the basic needs of the PVTG villages/hamlets and their populations and infrastructure development, identified by themselves through Gram Sabhas. It suggests flow of funds to make the Micro Project financially strong for creating permanent assets at hamlet level for increasing internal revenue generation by taking advantage of the MGNREGS, Article 275 (1),

SCA to TSP and other sources like the Central and State sector schemes and programmes, and to implement schemes for drinking water, sanitation, health, , construction of roads, lighting of roads as well as improvement of livelihood through agro-forestry programmes for sustainable income generation.

### **Strategies & Planning Process:**

The CCD plan would follow the strategy and process of VKY. It aims at overall development of tribal people with an outcome-base approach, which would ensure that all the intended benefits goods and services to the tribal people through various programmes/schemes of Central and State Governments covered under the respective Tribal Sub-Plans actually reach them by way of appropriate convergence. It is envisaged to develop all the hamlets in the Micro Project as model villages with visible infrastructural facilities to further the mission development while ensuring the following:

- I. Emphasis on quality education & higher education.
- II. Accelerated economic development of tribal areas through qualitative and sustainable employment
- III. Housing and health for all.
- IV. Safe drinking water for all at doorsteps
- V. Irrigation facilities suited to the terrain.
- VI. All weather roads with connectivity to GP and Micro Project headquarters.
- VII. Availability of electricity or solar lights at villages.
- VIII. Full-bodied institutional mechanism to facilitate and ensure sustainable development
- IX. Promotion of sports and conservation of PVTGs Cultural Heritage.

As per the prescription of PESA, the decentralised planning programme, i.e. village-level plan (AmaGaon-AmaYojana) through the consent of the Gramsabhas, was made by September, 2015 for fostering rapid economic growth and social justice. Apart from basic amenities, issues like management of natural resources, education, health, agriculture and social security have been included in the village plans. While one year plan will ensure short-term development, five-year plans will help achieve long-term goals. It suggests a process of addressing the socio-economic grievances like livelihood concerns and social insecurities of PVTGs populations to usher in development in the tribal areas and improve the living conditions of populations in hilly and forest terrains. The other steps are to upgrade communications and transport infrastructure in areas to end the isolation of some PVTG hamlets, investing in health and education infrastructure, increasing employment opportunities, and raising the quality of life in tribal areas, CCD tried strategic cooperation of Odisha Govt. line departments, financially and technically. It invites convergence of all schemes and programmes as detailed below.

### ***Socio-economic development:***

#### **(e) Education:-**

- Eradicating poverty is the top priority for the PVTGs. The plan suggests programmes to educational empowerment of the poor. Education and skill development are priority areas to be addressed through the central sector scheme of setting up of educational complexes for spread of ST literacy among the low literacy pockets.
- As the PaudiBhuiyanPVTGs are identified with low-literacy rate and are educationally very backward, creation and operation of residential Educational Complexes with hostels for the boys and girls is suggested in order to ensure 100% physical enrolment through campaign mode. In addition to the existing one Educational Complex operating for the PVTG girls in the Micro Project area, focus would be on the establishment of one more Educational Complex for the boys with the provisions of recurring, non-recurring expenditure and maintenance cost. It proposes making of special efforts like, training and engagement of local educated PVTG youths as teachers, special incentives to attract good teachers in schools, empowering the school management committee to engage teachers in subjects where teachers are not available, arrangement for special coaching before the new session starts in class V, VII, VIII and X etc. when children face new barriers, adopting flexible approach for running schools as per local needs, bringing back to dropped-out students to educational complexes, development of primers in local language and regular health check-up of PVTG students.
- Under Early Childhood Care and Education, Gyanmandirs (Non-Formal Education Centers) at each hamlet/settlement would be set up to ensure preschool education and to take care of children under six years of age. The Gyanmandirs are suggested to be established at villages/Hamlets, where there are no Anganwadi/Mini-Anganwadi Centers to extend pre-primary education at their door step so as to make these Gyanmandirs as the feeding centers for the Educational Complexes for boys and girls at primary and secondary level. This will be exclusively an intervention of Odisha PVTGs Peoples' Livelihood Improvement Programmes (OPELIP).

#### **Infrastructure:-**

The development of infrastructure – village link roads and bridges/culvert, irrigation facilities, electricity, solar lights, education and health and market, is essential for accelerating economic development of the PVTG people. The CCD plan investment in village infrastructure as detailed below would give impetus to economic activities, improve tribal skills, and help generate additional employment and income.

**(a) Connectivity:**

- It is focused on providing connectivity in tribal areas, which would include physical connectivity as well as telecommunication connectivity. As far as possible to ensure communication facility to the people, all weather roads and bridges would be constructed. All the villages/hamlets of the Micro Project should be connected by Pucca/CC road.
- The plan suggests extending connectivity to all the deprived villages and hamlets through the schemes like MukhyaMantriSadakYojana (MMSY) and Pradhanmantri Gram SadakYojana (PMGSY) through Rural Development Department.

**(b) Housing:**

- All the houseless PVTG families are projected to be covered under BijuPuccaGhar and Indira AwasYojana (IAY) housing scheme. While constructing the houses for the PBDA, People their traditional architecture pattern would be followed.

**(c) Drinking water & sanitary facility:**

- All the identified PBDA, Rugudakudar hamlets/villages, lacking safe drinking water facilities, would be covered with such facilities by tapping the natural water sources, tube well and pipe water through gravitational flow of water. For this programme fund flow would be shared by CCD and RWSS Dept.
- Each school in PBDA, (Micro Project) areas would be provided with 24 hours water supply with an overhead tank and aqua guard facility along with sanitary (latrine and bathroom) facilities with sufficient and continuous flow of water so as to check the outside defecation and bathing by the school children. There would be separate latrines and bath places for the girl students.

**(d) Electricity:**

Electricity supply to all the tribal areas/villages/hamlets/settlements to be ensured with emphasis on off-grid solar power along with provision of maintenance. The devices installed outside should be watched by the villagers and it should be covered with strong metal frame to protect them from theft. The programme is proposed to be done with supports of schemes like BijuGramyaJyoti for village and KutiraJyoti for individual households.

**(f) Health and Nutrition:-**

- Undertaking health surveys of PVTGs including issuing health cards to them indicating their health status especially with respect to sickle-cell anemia (100% screening), providing funds for emergency and specific needs, training for paramedics amongst the people, medicated mosquito nets to control malaria. 100% health facility coverage of pregnant mothers and immunization of children and also to supplement protein for nutrition would be additional. Extensive tests for Sickle Cell Anemia, both disease and traits, would be conducted among the PBDA, Rugudakudar children covering all educational institutions including Gyanmandirs, EMRS/Educational Complexes. All the affected children will be sensitized about the disease, its testing protocol, and counseling of the patients and parents through community mobilization with financial and technical supports from UNICEF and Health

Department, respectively. Women and Child Development Department with support from Health and Family Welfare Department would host the nutrition, supplementary feeding and immunization programmes for the PVTG.

**(g) Livelihood Improvement /Income Generation:**

- Odisha Tribal development Society (OTDS) has taken up schemes in ITDA areas under horticulture, coffee, rubber and commercial vegetable cultivation, improved agriculture, micro enterprise, non-timber forest produce collection and marketing, farm mechanization, poultry farming, goat rearing, placement linked skill development, tribal handicrafts and handlooms. rearing, rope making, placement linked skill development, would be extended to the PBDA people for their livelihood improvement.
- Institutional mechanism proposed to be evolved for development of vermin-compost and organic farming for growing traditional crops including millets, maize, green vegetables etc. The practice of development of kitchen garden with species like drumstick, papaya, citrus, banana, guava, etc. along with vegetable intercropping and its use in the residential schools as well in the backyard of individual PVTG would be encouraged to help nutritional supplement. Agriculture and Horticulture Departments would extend technical supports for these programmes as per their approved financial norm.
- PVTG families provided with land under FRA 2006 have been provisioned for land development under MGNRGS along with agro forestry programmes including apiary and organic farming of arrowroot under CCD.
- Besides, goat rearing and backyard poulties would be promoted through women SHGs under CCD.

**(h) Irrigation:**

- Irrigation facilities suggested to be extended to the entire agricultural field, and horticulture plantation patches through lift irrigation and small irrigation projects. Water harvesting structures, cross bunds and diversion- wire would be constructed along with extension of canal to provide Irrigation facilities to the cultivable fields/orchards. Under irrigation management, tanks would be constructed under MGNREGA.

- **Protection of Traditional Knowledge and Culture:**

Promotion of tribal tourism by identifying a heritage village in the Micro Project area and setting up of a PVTG Museum and open air platform and development of tourist sites, like waterfalls and trekking facilities. As a component of the museum movement, the so called Museum would be linked with the Tribal Museum at SCSTRTI, Bhubaneswar for sharing the art and crafts products and

technical expertise for promotion and preservation of antiques. A selected group of PVTG youths will be trained as Tourist Guides to promote tribal tourism and management of PVTG Museum and Craft villages in the Micro Project area.

- The agro-forest based economic activities in the hills are difficult tasks that require coordination of people in a co-operative spirit. The practices of traditional ‘labour cooperatives’, working together in each other’s agricultural field, collection of MFPs would be put as a development input in all the labour-based economic activities for accomplishing the difficult task, up in the hill farming and foraging. Therefore, the plan suggests strengthening of SHGs, traditional labour cooperatives, and construction of Multi-Purpose Community Centre.
- Traditional festivals to conserve and promote cultural heritage; contemporizing tribal art forms will be developed as source of livelihood. Culture and sports including tribal traditional games are planned to be promoted with technical support from ATLC.

**(i) Social Security:**

- All the old age, disabled, lone PVTG households will be covered under different social security schemes like NOAP / SOAP, ODP, Antodaya, National Food Security Scheme to provide them protection and food security . All the Heads of Paudi Bhuiyan families will be covered under Janashree BimaYojana.

**(J) Institutional Mechanism:**

- Under this new initiative, one Anthropologist, one Jr. Engineer, Junior Horticulture Officer/Junior Agriculture Officer, Multi-Purpose Workers etc. have been provisioned to be engaged through the CCD Plan to extend support, expertise, monitor and supervise the implementation of programmes meant for the PVTG.
- A Committee consisting of Sub-Collector, Line Deptt. Officers along with SO, Micro Projects as Member Convener should be formed and should monitor/supervise the progress of ongoing programmes quarterly in a year and submit report to the ST&SC Development Deptt.

**PART – V**

**i. SOCIO-CULTURAL FEATURES & ECONOMY OF PAUDI BHUIYAN PVTG**

<b>Brief Profile of –Paudi Bhuiyan PVTG (Basic features, life style, educational status)</b>	<b>Main Occupation and Source (s) of Income</b>
<b>IX</b>	<b>X</b>
<p><b>Basic feature of and life style</b></p> <ul style="list-style-type: none"> <li>• Hill dwelling</li> <li>• Speak Oriya</li> <li>• Basically Cultivators, Shifting or settled</li> <li>• Also depend on forest produces</li> <li>• Grow paddy, Biri, Gangei, Mandia, Maize, Suan, Guluchi, Ticidia, Sinko, Kangu, Dhunka, Katale etc.</li> <li>• Scattered housing</li> <li>• Traditional group labour work "Bad" Exists</li> <li>• Observe-Bisri Osha, Asadhia Puja, Jatal Parva &amp; Ind Parva, Nuakhai, Pushpune, Raxhi</li> <li>• Worship the goddess "Maa Kanta Kuanari Devi"</li> <li>• 10. Their community house is known as "Mandap Ghar"</li> </ul>	<p><b>Main Occupation</b></p> <ul style="list-style-type: none"> <li>• The Paudi Bhuiyan Thrive on land and forest based economy.</li> <li>• They are primarily cultivators.</li> <li>• They depend upon two types of cultivation viz-a- viz wet cultivation on plain land and shifting cultivation on the hill slopes</li> <li>• They also depend on forest produce.</li> </ul> <p><b>Source of Income</b></p> <ul style="list-style-type: none"> <li>• Agriculture: Paddy, Maize, Mandia, Suan, Guluchi, Ticidia, Gangei, Biri, Koltha, Mustard, Nizer, etc.</li> <li>• Horticulture: Jack fruits, Mango, Litchi</li> <li>• Minor Forest Produce: Minor forest collections, mahua flowers, kusum, lac, chara, mahua seeds, Anla, Bahada &amp; Harida etc.</li> </ul>

**PART - V**

**ii. PROBLEMS OF PAUDI BHUIYAN & PRIORITIES FOR THE FIVE-YEAR PLAN (2016-17 to 2020-21)**

<b>Sl. No</b>	<b>Name of PVTGs</b>	<b>Major Problems being faced by Paudi Bhuiyan PVTG</b>	<b>Priorities for Paudi Bhuiyan PVTG</b>



1	<b>PAUDI BHUYAN</b>	<ul style="list-style-type: none"> <li>• <b>Health:</b> Endemic Malaria (Plasmodium falciparum) and malnutrition are the main health hazards.</li> <li>• <b>Education:</b> Very low rate of literacy, and lack of development awareness.</li> <li>• <b>Income Generation:</b> Shifting Cultivation resulting in deforestation, soil erosion, uneconomic harvest &amp;eco-hazards, undeveloped land for paddy cultivation, lack of irrigation.</li> <li>• <b>Housing:</b> Most of the families have small houses. These should be replaced by fire proof houses.</li> <li>• <b>Habitat:</b> Depletion of forest and soil erosion adversely affecting the habitat's ecology and agro-forest based economy. Most of the villages are inaccessible for which the Paudi Bhuiyan fail to get market prices for their produce, and fail to avail health care facilities down the hills</li> </ul>	<ul style="list-style-type: none"> <li>• <b>Education:</b>Setting up of Educational complex for boys and running nursery schools (Gyanmandirs) and organizing awareness programmes to reduce dropouts.</li> <li>• <b>Health &amp; Sanitation:</b> Organising health camps/ setting up of Mobile Health Unit, supply of medicines to patients, drive for village sanitary programmes.</li> <li>• <b>Conservation of Culture:</b> Restoration of their community centres for promotion of cultural activities and revival of their traditional crafts,organizing cultural troops- dance, songs (Changu).</li> <li>• <b>Drinking Water:</b> Installation of Tube-wells, Bore-wells with pipe water supply, construction of sanitary well.</li> <li>• <b>Housing:</b> Construction of fireproof houses and maintenance of existing tribal houses.</li> <li>• <b>Connectivity:</b>Construction of link roads, CD works and their maintenance.</li> <li>• <b>Irrigation:</b>Construction more irrigation facilities like check dams, water harvesting systems, diversion weir, water channels followed by stone bending and land development.</li> <li>• <b>Capacity Building:</b>Skill up-gradation training to SHGs &amp; rural youths to improve quality of their produces, improve storage system, training for repairing their tube-wells, nursery training, etc.</li> </ul>
---	-------------------------	--	---

**Part -VI**  
**CCD Plan for Paudi Bhuyan Rugudakudar, Deogarh for Five Years**  
**( Based on Priorities indicated in Part - V)**

Sl. No.	Years	Sectors	Sub-Sectors	Annual Works proposed (along with rates)	Name of Village/ Hamlet where the proposed works is to be undertaken)	Quantity (Where applicable eg. Housing roads etc.)	Unit Cost.	Financial Target (Rs. In Lakhs)	No. of PVTG Beneficiaries (Male & Female Separately where feasible)			Implementing Agency (State Govt./UT Admb./ NGO)	Funding Source
									Total	Male	Female		
I	II	III	IV	V	VI	VII	VIII	IX	X	XI	XII	XIII	XIV
1	2016-17	<b>Social Sector</b>	<b>Education</b>	ST Boys Educational Complex (Hostel)	250 Boys	32 village	50.00	50.00	250		250	PBDA	CCD
2	2016-17			Const .of Kitchen Shed	250	32 village	7.00	7.00	3890	1960	1930	PBDA	CCD
3	2016-17			Water Supply Sanitation	250	32 village	7.00	7.00	3890	1960	1930	PBDA	CCD
4	2016-17			Dining Hall	250	32 village	6.00	6.00	3890	1960	1930	PBDA	CCD
5	2016-17			Electrification with Generator	250	32 village	5.00	5.00	3890	1960	1930	PBDA	CCD
6	2016-17			Non-Recurring	250	32 village	35.00	35.00	3890	1960	1930	PBDA	CCD
7	2016-17			Supply of reading and writing material to school	5 villages	5 villages	0.20	1.00				PBDA	CCD
8	2016-17			Supply of Dress Two pairs	5 villages	5 villages	0.40	2.00				PBDA	CCD
9	2016-17			<b>Girls Educational Complex</b>									
10	2016-17			Differential remuneration of Teaching & Non-Teaching Staff of Girl's Educational Complex.				7.60				MP	CCD
11	2016-17			Sports material	10 unit	10 No.	0.30	3.00				PBDA	CCD
12	2016-17			Play Ground	Bijadihi	1 No.	5.00	5.00	169	78	91	PBDA	CCD
13	2016-17			Play Ground	Mahulata	1 No.	5.00	5.00	153	69	84	PBDA	CCD
14	2016-17			Play Ground	Marha	1 No.	5.00	5.00	112	60	52	PBDA	CCD
15	2016-17			Play Ground	Autal	1 No.	5.00	5.00	336	163	173	PBDA	CCD

Sl. No.	Years	Sectors	Sub-Sectors	Annual Works proposed (along with rates)	Name of Village/ Hamlet where the proposed works is to be undertaken)	Quantity (Where applicable eg. Housing roads etc.)	Unit Cost.	Financial Target (Rs. In Lakhs)	No. of PVTG Beneficiaries (Male & Female Separately where feasible)			Implementing Agency (State Govt./UT Admb./ NGO)	Funding Source
									Total	Male	Female		
I	II	III	IV	V	VI	VII	VIII	IX	X	XI	XII	XIII	XIV
16	2016-17			<b>Sub-Total</b>				<b>143.60</b>				PBDA	
17	2016-17		<b>Health &amp; Nutrition</b>	Health Camp	32 village	32 village	5.00	5.00	3890	1960	1930	PBDA	CCD
18	2016-17			Tribal Medicare Plants	5 villages	5 no.	0.74	3.70				PBDA	CCD
19	2016-17			Yearly Sickle Cell Screening of all Children (0-14 Years)		300	0.30	0.30				PBDA	CCD
20	2016-17			<b>Sub-Total</b>				<b>9.00</b>					
21	2016-17		<b>Drinking Water &amp; Sanitation</b>										
22	2016-17			<b>Sub-Total</b>				<b>0.00</b>					
23	2016-17							<b>152.60</b>					
24	2016-17	<b>Infrastructure</b>	<b>Housing</b>	Boundry Wall for office with information and Training Center	Office Headquarter	1 No.	20.00	20.00				PBDA	CCD
25	2016-17			<b>Sub-Total</b>				<b>20.00</b>				PBDA	
26	2016-17		<b>Connectivity</b>	Road from Autal to Kadalidihi with RCC Culvert 3 no.	Autal	500 MTR	10.00	5.00	336	163	173	PBDA	CCD
27	2016-17			Road from Jamudihi to Kadalidihi with RCC Culvert 3 no.	Kadalidihi	2.km	2.50	5.00	144	73	71	PBDA	CCD
28	2016-17			Road from Balidihi to Pacheripani with RCC Culvert 8 no.	Balidihi	2.km	2.50	5.00	165	71	91	PBDA	CCD
29	2016-17			Road from Gadia to Budhabhuin with RCC Culvert 4 no.	Gadia	3.km	1.34	5.00	52	23	29	PBDA	CCD
30	2016-17			<b>Sub-Total</b>				<b>20.00</b>					

Sl. No.	Years	Sectors	Sub-Sectors	Annual Works proposed (along with rates)	Name of Village/ Hamlet where the proposed works is to be undertaken)	Quantity (Where applicable eg. Housing roads etc.)	Unit Cost.	Financial Target (Rs. In Lakhs)	No. of PVTG Beneficiaries (Male & Female Separately where feasible)			Implementing Agency (State Govt./UT Admb./ NGO)	Funding Source
									Total	Male	Female		
I	II	III	IV	V	VI	VII	VIII	IX	X	XI	XII	XIII	XIV
31	2016-17		Electrification	Supply of Solar Lantern	32 Village	82	0.04	3.27	3890	1960	1930	PBDA/O REDA	CCD
32	2016-17			Solar Street Light	Budhabhuin	5.No	0.25	1.25	46	26	20	PBDA/O REDA	CCD
33	2016-17			Solar Street Light	Balidihi	5.No.	0.25	1.25	165	74	91	PBDA/O REDA	CCD
34	2016-17			Solar Street Light	Khuntadihi	2 No.	0.25	0.50	15	7	8	PBDA/O REDA	CCD
35	2016-17			Solar Street Light	Madalia	3 No.	0.25	0.75	25	15	10	PBDA/O REDA	CCD
36	2016-17			<b>Sub-Total</b>				<b>7.02</b>					
37	2016-17			<b>Total</b>				<b>47.02</b>					
38	2016-17	Sustainable Livelihood Project	Irrigation	Tank L100xW100xD 7.4	Bijadihi	1 no.	5.00	5.00	169	78	91	PBDA	CCD
39	2016-17			Tank L100xW100xD 7.4	Kadalidihi	1 no.	5.00	5.00	144	73	71	PBDA	CCD
40	2016-17			Tank L100xW100xD 7.4	Balidihi	1 no.	5.00	5.00	165	74	91	PBDA	CCD
41	2016-17			Tank L100xW100xD 7.4	Gurusang	1 no.	5.00	5.00	363	119	184	PBDA	CCD
42	2016-17			Canal	Tainsira	1 km	5.00	5.00	100	48	52	PBDA	CCD
43	2016-17			Canal	Marha	½ km	10.00	5.00	112	60	52	PBDA	CCD
44	2016-17			L.I point	Tainsira/Pache	2no.	1.50	3.00				PBDA	CCD

Sl. No.	Years	Sectors	Sub-Sectors	Annual Works proposed (along with rates)	Name of Village/ Hamlet where the proposed works is to be undertaken)	Quantity (Where applicable eg. Housing roads etc.)	Unit Cost.	Financial Target (Rs. In Lakhs)	No. of PVTG Beneficiaries (Male & Female Separately where feasible)			Implementing Agency (State Govt./UT Admb./ NGO)	Funding Source
									Total	Male	Female		
I	II	III	IV	V	VI	VII	VIII	IX	X	XI	XII	XIII	XIV
45	2016-17			Cross Bandha	Pacheripani	1 no.	4.23	4.73	307	171	136	PBDA	CCD
46	2016-17			Guard wall	Gurusang	2 km	10.00	20.00	363	179	184	PBDA	CCD
47	2016-17			Guard wall	Siarihuli	1 km	10.00	10.00	60	31	29	PBDA	CCD
48	2016-17			<b>Sub-Total</b>				<b>67.73</b>					
49	2016-17		<b>Land</b>										
50	2016-17			<b>Sub-Total</b>				<b>0.00</b>					
51	2016-17		<b>Horticulture</b>	Ginger Cultivation	32 village	35 Ac.	0.20	7.00				PBDA	CCD
52	2016-17			Turmeric	32 village	35 Ac.	0.20	7.00				PBDA	CCD
53	2016-17			Patato Cultivation	32 village	100 ac.	0.10	10.00				PBDA	CCD
54	2016-17			Banana Cultivation	6 Village	100 ac.	0.12	12.00				PBDA	CCD
55	2016-17			Mango Plantation	15 village	50 ac.	0.06	3.00				PBDA	CCD
56	2016-17			Cashew Plantation	15 village	20 Ac.	0.15	3.00				PBDA	CCD
57	2016-17			Water Mellon	20 village	20 Ac.	0.15	3.00				PBDA	CCD
58	2016-17			<b>Sub-Total</b>				<b>45.00</b>					
59	2016-17		<b>Agriculture</b>	Ground Nut per ac.12,000/-	32 village	100 ac.	0.12	12.00	3890	1960	1930	Agri/PB	CCD
60	2016-17			Paddy @ per ac. Rs. 8,000/-	32 village	200 ac.	0.08	16.00	3890	1960	1930	Agri/PB	CCD
61	2016-17			Groudnut Arhar @ 12,000/- per ac.	10 village	100 ac.	0.12	12.00				Agri/PB	CCD

Sl. No.	Years	Sectors	Sub-Sectors	Annual Works proposed (along with rates)	Name of Village/ Hamlet where the proposed works is to be undertaken)	Quantity (Where applicable eg. Housing roads etc.)	Unit Cost.	Financial Target (Rs. In Lakhs)	No. of PVTG Beneficiaries (Male & Female Separately where feasible)			Implementing Agency (State Govt./UT Admb./ NGO)	Funding Source
									Total	Male	Female		
I	II	III	IV	V	VI	VII	VIII	IX	X	XI	XII	XIII	XIV
62	2016-17			Biri @ Rs. 5,000/- per ac.	8 villages	50 ac.	0.05	2.50				Agril/PB	CCD
63	2016-17			Mung @ Rs. 5,000/- per ac.	8 villages	50 ac.	0.05	2.50				Agril/PB	CCD
64	2016-17			Maize @ 7,000/- per ac.	6 village	40 ac.	0.07	2.80				Agril/PB	CCD
65	2016-17			Diesel pump with HDPE pipe @ Rs.30,000/- set 3.1 HP	6 villages	2 set	1.80	3.60				Agril/PB	CCD
66	2016-17			Sprayer @ Rs. 1500/- per pieces	32 villages	3 piece	0.50	1.44	3890	1960	1930	Agril/PB	CCD
67	2016-17			Plough with Bullock @ Rs.30.000/-	Mahulata	35 no.	0.30	10.50	153	69	84	Agril/PB DA	CCD
68	2016-17			Plough with Bullock @ Rs.30.000/-	Tainsira	15 no.	0.30	4.50	100	48	52	Agril/PB	CCD
69	2016-17			Plough with Bullock @ Rs.30.000/-	Maraha	14 no.	0.30	4.20	112	60	52	Agril/PB	CCD
70	2016-17			Plough with Bullock @ Rs.30.000/-	Autal	40 no.	0.30	12.00	336	163	173	Agril/PB	CCD
71	2016-17			Plough with Bullock @ Rs.30.000/-	Kadalidihi	15 no.	0.30	4.50	147	75	72	Agril/PB	CCD
72	2016-17			Plough with Bullock @ Rs.30.000/-	Balidihi	14 no.	0.30	4.20	175	79	96	Agril/PB DA	CCD
73	2016-17			Power tiller @ Rs. 2.00/-	Bijadihi	1 no.	2.00					75000/- Subsidy by Agricultur	
74	2016-17							1.25					CCD
75	2016-17			Power tiller @ Rs. 2.00/-	Mahulata	1 no.	2.00	1.25	CCD	69	84	Do	CCD
76	2016-17												
77	2016-17			Power tiller @ Rs. 2.00/-	Tainisira	2 no.	2.00	2.50					CCD
78	2016-17			Power tiller @ Rs. 2.00/-	Maraha	1 no.	2.00		112	60	52	Do	
79	2016-17							1.25					CCD
80	2016-17			<b>Sub-Total</b>				<b>98.99</b>					

Sl. No.	Years	Sectors	Sub-Sectors	Annual Works proposed (along with rates)	Name of Village/ Hamlet where the proposed works is to be undertaken)	Quantity (Where applicable eg. Housing roads etc.)	Unit Cost.	Financial Target (Rs. In Lakhs)	No. of PVTG Beneficiaries (Male & Female Separately where feasible)			Implementing Agency (State Govt./UT Admb./ NGO)	Funding Source
									Total	Male	Female		
I	II	III	IV	V	VI	VII	VIII	IX	X	XI	XII	XIII	XIV
81	2016-17		<b>Animal Husbandary</b>	Poultry @ Rs.2000/-	Bijadihi	25 no.	0.02	0.50	175	79	96	Vet./PBD A	CCD
82	2016-17			Poultry @ Rs.2000/-	Mahulata	37 no.	0.02	0.74	153	69	84	Vet./PBD A	CCD
83	2016-17			Poultry @ Rs.2000/-	Tainsira	20 no.	0.02	0.40	100	48	52	Vet./PBD A	CCD
84	2016-17			Poultry @ Rs.2000/-	Marha	20 no.	0.02	0.40	112	60	52	Vet./PBD A	CCD
85	2016-17			Poultry @ Rs.2000/-	Autal	35 no.	0.02	0.70	336	163	173	Vet./PBD A	CCD
86	2016-17			Poultry @ Rs.2000/-	Kadalidihi	37 no.	0.02	0.74	147	75	72	Vet./PBD A	CCD
87	2016-17			Goat rearing @ Rs.70,000/-(10+1)	Mahulata	8 no.	0.70	5.60	153	69	84	Vet./PBD A	CCD
88	2016-17			Goat rearing @ Rs.70,000/-(10+1)	Tainsira	5 no.	0.70	3.50	100	48	52	Vet./PBD A	CCD
89	2016-17			Goat rearing @ Rs.70,000/-(10+1)	Marha	7 no.	0.70	4.90	112	60	52	Vet./PBD A	CCD
90	2016-17			Goat rearing @ Rs.70,000/-(10+1)	Autal	50 no.	0.70	35.00	336	163	173	Vet./PBD A	CCD
91	2016-17			Goat rearing @ Rs.70,000/-(10+1)	Kadalidihi	15 no.	0.70	10.50	147	75	72	Vet./PBD A	CCD
92	2016-17			Dairy Fram	1 SHG	10no.	2.00	2.00				PBDA	CCD
93	2016-17			<b>Sub-Total</b>				<b>64.98</b>					
94	2016-17		<b>Market Link</b>	Shopping Complex @ Rs. 2.10	Kalla	1 no.	2.10	2.10				PBDA	CCD
95	2016-17			Stationary Shop @ Rs.10.00	32 village	20 no.	0.50	10.00	3890	1960	1930	PBDA	CCD

Sl. No.	Years	Sectors	Sub-Sectors	Annual Works proposed (along with rates)	Name of Village/ Hamlet where the proposed works is to be undertaken)	Quantity (Where applicable eg. Housing roads etc.)	Unit Cost.	Financial Target (Rs. In Lakhs)	No. of PVTG Beneficiaries (Male & Female Separately where feasible)			Implementing Agency (State Govt./UT Admb./ NGO)	Funding Source
									Total	Male	Female		
I	II	III	IV	V	VI	VII	VIII	IX	X	XI	XII	XIII	XIV
96	2016-17			Grocery Shop @ Rs.5.00	7 Village	5 no.	1.00	5.00				PBDA	CCD
97	2016-17			Mike & Tent House @ Rs.5.00	Gurusang	1 no.	2.00	2.00	363	179	184	35% by DIC	CCD
98	2016-17			<b>Sub-Total</b>				<b>19.10</b>					
99	2016-17		<b>Social Security</b>	Janashree Bima				4.00	3890	1960	1930	PBDA	CCD
100	2016-17			<b>Sub-Total</b>				<b>4.00</b>					
101	2016-17		<b>Promotion of SHG</b>										
102	2016-17			<b>Sub-Total</b>				<b>0.00</b>					
103	2016-17			<b>Total</b>				<b>299.80</b>					
104	2016-17	<b>Conservation of Culture</b>		Construction of Museum-cum-Culture Center	Bamparada	1 no.	45.00	45.00	3890	1960	1930	PBDA	CCD
105	2016-17			Internal decoration of the Museum		1 no.	30.00	30.00					PBDA
106	2016-17			Supply of costumes for dance and musical instruments		1 group	5.00	5.00				PBDA	CCD
107	2016-17			Sponsoring of culture troupes for participation at District/State/National Programme		5 group	2.00	10.00				PBDA	CCD
108	2016-17			Exposure visit to other Micro Project area		5 group	0.40	2.00				PBDA	CCD
109	2016-17			Development of folk literature (Supplementary and its publication)		5 group	1.00	5.00				PBDA & ATLC	CCD
110	2016-17			Mandaghara	6 village	6nos.	10.00	60.00				PBDA	CCD
111	2016-17			<b>Sub-Total</b>				<b>157.00</b>					
112	2016-17			A Training Building at Bamparada	32 village	1 no.	5.00	5.00	3890	1960	1930	PBDA	CCD



Sl. No.	Years	Sectors	Sub-Sectors	Annual Works proposed (along with rates)	Name of Village/ Hamlet where the proposed works is to be undertaken)	Quantity (Where applicable eg. Housing roads etc.)	Unit Cost.	Financial Target (Rs. In Lakhs)	No. of PVTG Beneficiaries (Male & Female Separately where feasible)			Implementing Agency (State Govt./UT Admb./ NGO)	Funding Source
									Total	Male	Female		
I	II	III	IV	V	VI	VII	VIII	IX	X	XI	XII	XIII	XIV
113	2016-17	<b>Capacity Building</b>		Electrician / Training		30 m	0.10	3.00				PBDA	CCD
114	2016-17			I.T.I Training		20 m	0.10	2.00				PBDA	CCD
115	2016-17			Pisi culture Training to Individual	30 village	50 m	1.32	1.32	3890	1960	1930	PBDA	CCD
116	2016-17			Animal Husbandry training @ 30,000/-	15 villages	50 m	1.32	1.32				PBDA	CCD
117	2016-17			<b>Sub-Total</b>				<b>12.64</b>					
118	2016-17	<b>Project Management/NGO Institutional Mechanism &amp; Monitoring / IEC/Publication</b>		Involvement of NGOs		1 no.	1.00	1.00				PBDA	CCD
119	2016-17			DOCUMENTATION & MONITORING Of 32 Village	32 villages	5 no.	0.40	2.00	3890	1960	1930	PBDA	CCD
120	2016-17			One Colour TV with Dish Antenna with Solar Charger to one village	10 villages	10 m	0.60	6.00				PBDA	CCD
121	2016-17			Administrative Charge @2% total Cost of CCD					13.56				PBDA
122	2016-17			<b>Sub-Total</b>				<b>22.56</b>					
123	2016-17			<b>Total</b>				<b>691.62</b>					
1	2017-18	<b>Social Sector</b>	<b>Education</b>	Remuneration of Staff and const. of Hostel	ST Boys Edn Complex	250	15.00	60.00	3890	1960	1930	PBDA	CCD
2	2017-18			Recurring	ST Boys Edn Complex	250	2.50	1.87	3890	1960	1930	PBDA	CCD
3	2017-18			Non-Recurring Sports,Dress	ST Boys Edn Complex	250	2.50	2.00	3890	1960	1930	PBDA	CCD
4	2017-18			Differential remuneration of Teaching & Non-Teaching Staff of Girl's Educational Complex.				8.36				MP	CCD

Sl. No.	Years	Sectors	Sub-Sectors	Annual Works proposed (along with rates)	Name of Village/ Hamlet where the proposed works is to be undertaken)	Quantity (Where applicable eg. Housing roads etc.)	Unit Cost.	Financial Target (Rs. In Lakhs)	No. of PVTG Beneficiaries (Male & Female Separately where feasible)			Implementing Agency (State Govt./UT Admb./ NGO)	Funding Source
									Total	Male	Female		
I	II	III	IV	V	VI	VII	VIII	IX	X	XI	XII	XIII	XIV
5	2017-18			Sports material	10 unit	10 No.	0.30	3.00				PBDA	CCD
6	2017-18			Play Ground	Kadalidihi	1 No.	5.00	5.00	147	75	72	PBDA	CCD
7	2017-18			Play Ground	Balidihi	1 No.	5.00	5.00	175	79	96	PBDA	CCD
8	2017-18			Play Ground	Gurusang	1 No.	5.00	5.00	363	179	184	PBDA	CCD
9	2017-18			Play Ground	Baidharanagar	1 No.	5.00	5.00	137	72	65	PBDA	CCD
10	2017-18			Play Ground	Depatala	1 No.	5.00	5.00	62	31	31	PBDA	CCD
11	2017-18			<b>Sub-Total</b>				<b>100.23</b>					
12	2017-18		<b>Health &amp; Nutrition</b>	Yearly Sickly Cell Screening of all Children (0-14 Years)	18 Villages	200	0.01	0.20				MP	CCD
13	2017-18			<b>Sub-Total</b>				<b>0.20</b>					
14	2017-18		<b>Drinking Water &amp; Sanitation</b>										
15	2017-18			<b>Sub-Total</b>				<b>0.00</b>					
16	2017-18			<b>Total</b>				<b>100.43</b>					
17	2017-18	<b>Infrastructure</b>	<b>Housing</b>										
18	2017-18			<b>Sub-Total</b>				<b>0.00</b>					
19	2017-18		<b>Connectivity</b>	Boundry Wall for office with information and Training Center	Office Headquarter	1 No.	20.00	20.00				PBDA	CCD

Sl. No.	Years	Sectors	Sub-Sectors	Annual Works proposed (along with rates)	Name of Village/ Hamlet where the proposed works is to be undertaken)	Quantity (Where applicable eg. Housing roads etc.)	Unit Cost.	Financial Target (Rs. In Lakhs)	No. of PVTG Beneficiaries (Male & Female Separately where feasible)			Implementing Agency (State Govt./UT Admb./ NGO)	Funding Source
									Total	Male	Female		
I	II	III	IV	V	VI	VII	VIII	IX	X	XI	XII	XIII	XIV
20				Road from Siarihuli to G.Kotei	Siarihuli	3.km	2.00	6.00	60	31	29	PBDA	CCD
21	2017-18			<b>Sub-Total</b>				<b>26.00</b>					
22	2017-18		<b>Electrification</b>	Solar Street Light	Rugudakudar	9 No.	0.25	2.25	371	187	184	PBDA / OREDA	CCD
23	2017-18			Solar Street Light	Devichuakotei	4 No.	0.25	1.00	149	76	73	PBDA / OREDA	CCD
24	2017-18			Solar Street Light	Jhumpura	3 No.	0.25	0.75	95	52	43	PBDA / OREDA	CCD
25	2017-18			Solar Street Light	Jalisuan	4 No.	0.25	1.00	150	78	72	PBDA / OREDA	CCD
26	2017-18			<b>Sub-Total</b>				<b>5.00</b>					
27	2017-18			<b>Total</b>				<b>31.00</b>					
28	2017-18	<b>Sustainable Livelihood Project</b>	<b>Irrigation</b>	Renovation of Tank	Mahulata	1 no.	5.00	5.00	153	69	84	PBDA	CCD
29	2017-18			Tank H100xW100xD 7.4	Kadalidihi	2 no.	10.00	20.00	147	75	72	PBDA	CCD
30	2017-18			Tank H100xW100xD 7.4	Gadia	1 no.	10.00	10.00	52	23	29	PBDA	CCD
31	2017-18			Canal	Marha	1 km	15.00	15.00	112	60	52	PBDA	CCD
32	2017-18			Canal	Kadalidihi	1km.	15.00	15.00	147	75	72	PBDA	CCD
33	2017-18			Cross Bandha	Kadalidihi	1 no.	20.00	20.00	147	75	72	PBDA	CCD
34	2017-18			Guard wall	Kaladu	1 km	20.00	20.00	95	52	43	PBDA	CCD
35	2017-18			Guard wall	Jhumpura	2 km	20.00	40.00	95	52	43	PBDA	CCD

Sl. No.	Years	Sectors	Sub-Sectors	Annual Works proposed (along with rates)	Name of Village/ Hamlet where the proposed works is to be undertaken)	Quantity (Where applicable eg. Housing roads etc.)	Unit Cost.	Financial Target (Rs. In Lakhs)	No. of PVTG Beneficiaries (Male & Female Separately where feasible)			Implementing Agency (State Govt./UT Admb./ NGO)	Funding Source
									Total	Male	Female		
I	II	III	IV	V	VI	VII	VIII	IX	X	XI	XII	XIII	XIV
36	2017-18			<b>Sub-Total</b>				<b>145.00</b>					
37	2017-18		<b>Land Development</b>										
38	2017-18			<b>Sub-Total</b>				<b>0.00</b>					
39	2017-18		<b>Horticulture</b>	Sunflower Plantation per ac.6450/-	Rogudakudar	30 ac.	0.65	2.00	376	121	126	PBDA	CCD
40	2017-18			Water melon Plantation per ac.10.000/	Gurusang	25 ac.	0.10	2.50	363	179	184	PBDA	CCD
41	2017-18			Water melon Plantation per ac.10.000/	Jalisuan	25 ac.	0.10	2.50	150	78	72	PBDA	CCD
42	2017-18			Ginger	Pacheripani	5 ac.	0.34	1.70	307	171	136	PBDA	CCD
43	2017-18			Turmeric	Pacheripani	5 ac.	0.34	1.70	307	171	136	PBDA	CCD
44	2017-18			Patato	32 Villages	80 ac	0.10	8.00	220			PBDA	CCD
45	2017-18			Water melon Plantation per ac.10.000/	Tainsira	25 ac.	0.10	2.50	100	48	52	PBDA/H ORT	CCD
46	2017-18			Water melon Plantation per ac.10.000/	Niktimal	25 ac.	0.10	2.50	55	31	24	PBDA/H ORT	CCD
47	2017-18			Banana Cultivation per ac.Rs.40.000/	Tainsira	10 ac.	0.40	4.00	100	48	52	PBDA/H ORT	CCD
48	2017-18			Banana Cultivation	Jalisuan	10 ac.	0.40	4.00	150	78	72	PBDA/H ORT	CCD
49	2017-18			Banana Cultivation	Singhsal	10 ac.	0.40	4.00	33	15	18	PBDA/H ORT	CCD
50	2017-18			<b>Sub-Total</b>				<b>35.40</b>					

Sl. No.	Years	Sectors	Sub-Sectors	Annual Works proposed (along with rates)	Name of Village/ Hamlet where the proposed works is to be undertaken)	Quantity (Where applicable eg. Housing roads etc.)	Unit Cost.	Financial Target (Rs. In Lakhs)	No. of PVTG Beneficiaries (Male & Female Separately where feasible)			Implementing Agency (State Govt./UT Admb./ NGO)	Funding Source
									Total	Male	Female		
I	II	III	IV	V	VI	VII	VIII	IX	X	XI	XII	XIII	XIV
51	2017-18		<b>Agriculture</b>	Ground Nut per ac.10.000/-	32 village	100 ac.	0.10	10.00	3890	1960	1930	PBDA/Ag ril	CCD
52	2017-18			Paddy @ per ac. Rs. 8,000/-	32 village	200 ac.	0.08	16.00	3890	1960	1930	PBDA/Ag ril	CCD
53	2017-18			Gnut Arhar @ 12,000/- per ac.	10 village	100 ac.	0.12	12.00				PBDA/Ag ril	CCD
54	2017-18			Biri @ Rs. 5,000/- per ac.	8 villages	50 ac.	0.05	2.50				PBDA/Ag ril	CCD
55	2017-18			Mung @ Rs. 5,000/- per ac.	8 villages	50 ac.	0.05	2.50				PBDA/Ag ril	CCD
56	2017-18			Maize @ 7,000/- per ac.	6 village	40 ac.	0.07	2.80				PBDA/Ag ril	CCD
57	2017-18			Diesel pump with HDPE pipe @ Rs.30,000/- set 3.1 HP	6 villages	2 set	1.80	3.60				PBDA/Ag ril	CCD
58	2017-18			Plough with Bullock @ Rs.30.000/-	Gadia	14 no.	0.30	4.00	52	23	29	PBDA	CCD
59	2017-18			Plough with Bullock @ Rs.30.000/-	Khuntadiha	3 no.	0.30	0.90	15	7	8	PBDA	CCD
60	2017-18			Plough with Bullock @ Rs.30.000/-	Madalia	3 no.	0.30	0.90	25	15	10	PBDA	CCD
61	2017-18			Plough with Bullock @ Rs.30.000/-	Gurusang	60 no.	0.30	18.00	363	179	184	PBDA	CCD
62	2017-18			Plough with Bullock @ Rs.30.000/-	Purunapani	25 no.	0.30	7.00	163	72	91	PBDA	CCD
63	2017-18			Plough with Bullock @ Rs.30.000/-	Baidharanagar	15 no.	0.30	5.00	137	72	65	PBDA	CCD
64	2017-18			Power tiller @ Rs.2.00/-	Gurusang	2 no.	2.00		363	179	184	PBDA	
65	2017-18							2.50					

Sl. No.	Years	Sectors	Sub-Sectors	Annual Works proposed (along with rates)	Name of Village/ Hamlet where the proposed works is to be undertaken)	Quantity (Where applicable eg. Housing roads etc.)	Unit Cost.	Financial Target (Rs. In Lakhs)	No. of PVTG Beneficiaries (Male & Female Separately where feasible)			Implementing Agency (State Govt./UT Admb./ NGO)	Funding Source
									Total	Male	Female		
I	II	III	IV	V	VI	VII	VIII	IX	X	XI	XII	XIII	XIV
66	2017-18			Power tiller @ Rs.2.00/-	Purunapani	1 no.	2.00		163	72	91	PBDA	
67	2017-18							1.25					
68	2017-18			Power tiller @ Rs.2.00/-	Baidharanagar	1 no.	2.00		137	72	65	PBDA	
69	2017-18							1.25					
70	2017-18			Power tiller @ Rs.2.00/-	Depatala	1 no.	2.00		62	31	31	PBDA	
71	2017-18							1.25					
72	2017-18			Power tiller @ Rs.2.00/-	Siarihuli	1 no.	2.00		60	31	29	PBDA	
73	2017-18							1.25					
74	2017-18			<b>Sub-Total</b>				<b>92.70</b>					
75	2017-18		<b>Animal Husbandary</b>	Poultry @ Rs.2000/-	Balidihi	37 no.	0.02	0.74	175	79	96	PBDA	CCD
76	2017-18			Poultry @ Rs. 2000/-	Gadia	14 no.	0.02	0.28	52	23	29	PBDA	CCD
77	2017-18			Poultry @ Rs. 2000/-	Khuntadihi	3 no.	0.02	0.60	15	7	8	PBDA	CCD
78	2017-18			Poultry @ Rs. 2000/-	Madalia	6 no.	0.02	0.12	25	15	10	PBDA	CCD
79	2017-18			Poultry @ Rs. 2000/-	Gurusang	75 no.	0.02	1.50	363	179	184	PBDA	CCD
80	2017-18			Poultry @ Rs.2000/-	Purunapani	47 no.	0.02	0.94	163	72	91	PBDA	CCD

Sl. No.	Years	Sectors	Sub-Sectors	Annual Works proposed (along with rates)	Name of Village/ Hamlet where the proposed works is to be undertaken)	Quantity (Where applicable eg. Housing roads etc.)	Unit Cost.	Financial Target (Rs. In Lakhs)	No. of PVTG Beneficiaries (Male & Female Separately where feasible)			Implementing Agency (State Govt./UT Admb./ NGO)	Funding Source
									Total	Male	Female		
I	II	III	IV	V	VI	VII	VIII	IX	X	XI	XII	XIII	XIV
81	2017-18			Goatry @ Rs.70,000/-	Balidihi	37 no.	0.70	25.90	175	79	96	PBDA	CCD
82	2017-18			Goatry @ Rs.70,000/-	Gadia	14 no.	0.70	9.80	52	23	29	PBDA	CCD
83	2017-18			Goatry @ Rs.70,000/-	Khuntadihi	3 no.	0.70	2.10	15	7	8	PBDA	CCD
84	2017-18			Goatry @ Rs.70,000/-	Madalia	6 no.	0.70	4.20	25	15	10	PBDA	CCD
85	2017-18			Goatry @ Rs.70,000/-	Gurusang	45 no.	0.70	31.50	363	179	184	PBDA	CCD
86	2017-18			Pisi culture @ Rs.10,000/-	Purunapani	1 no.	0.10	0.10	163	72	91	Fishery PBDA	CCD
87	2017-18			Pisi culture @ Rs.10,000/-	Baidharnagar	1 no.	0.10	0.10	137	72	65	Fishery PBDA	CCD
88	2017-18			Pisi culture @ Rs.10,000/-	Golabandha	1 no.	0.10	0.10	45	24	21	Fishery PBDA	CCD
89	2017-18			<b>Sub-Total</b>				<b>77.98</b>					
90	2017-18		<b>Market Link</b>	Sopping Complex @ Rs. 10.00	Bamparada	1 no.	10.00	10.00				PBDA	CCD
91	2017-18			Stationary Shop @ Rs.10.00	32 village	20 no.	0.50	10.00				PBDA	CCD
92	2017-18			Grocery Shop @ Rs.5.00	7 Village	5 no.	1.00	5.00				PBDA	CCD
93	2017-18			Mick & Tent House @ Rs.5.00	Sarankote	1 no.	2.00	2.00	247	121	126	35% PBDA Subsidy DIC	CCD
94	2017-18			<b>Sub-Total</b>				<b>27.00</b>					

Sl. No.	Years	Sectors	Sub-Sectors	Annual Works proposed (along with rates)	Name of Village/ Hamlet where the proposed works is to be undertaken)	Quantity (Where applicable eg. Housing roads etc.)	Unit Cost.	Financial Target (Rs. In Lakhs)	No. of PVTG Beneficiaries (Male & Female Separately where feasible)			Implementing Agency (State Govt./UT Admb./ NGO)	Funding Source
									Total	Male	Female		
I	II	III	IV	V	VI	VII	VIII	IX	X	XI	XII	XIII	XIV
95	2017-18		<b>Social Security</b>	Janashree Bima Yojana	32 Village	500*1040	0.05	5.20	3890	1960	1930	PBDA	CCD
96	2017-18			<b>Sub-Total</b>				<b>5.20</b>					
97	2017-18		<b>Promotion of SHG</b>										
98	2017-18			<b>Sub-Total</b>				<b>0.00</b>					
99	2017-18			<b>Total</b>				<b>383.28</b>					
100	2017-18		<b>Conservation of Culture</b>	Management and Mantainance of museum-cum-cultural centre	Bamparada	1no.	10.00	10.00	3890	1960	1930	PBDA	CCD
101	2017-18			Exhibition ( State/District Level)				5.00	5.00				PBDA
102	2017-18			Development of Tourist Sport	Marha	1no.	20.00	20.00	112	60	52	PBDA	CCD
103	2017-18			Dev. Of Traditional dormitory As stance of observation of Osha	32 Village	32 nos.	0.10	3.20	3890	1960	1930	PBDA	CCD
104	2017-18			Other Expenses		32 nos.	1.00	1.00				PBDA	CCD
105	2017-18			Dev. of IEC Materials & hands outs on Paudi Bhuyan Culture				3.00				PBDA	CCD
106	2017-18			Mandaghara	5 village	5no.	10.00	50.00	175	79	96	PBDA	CCD
107	2017-18			<b>Sub-Total</b>				<b>92.20</b>					
108	2017-18		<b>Capacity Building</b>	A Training Building at Bamparada	32 village	1 no.	5.00	5.00	3890	1960	1930	PBDA	CCD
109	2017-18			Pisi culture Training	30 village	30 no.	4.00	4.00	3890	1960	1930	PBDA	CCD
110	2017-18			I.T.I Training		10 no.	2.00	2.00				PBDA	CCD
111	2017-18			<b>Sub-Total</b>				<b>11.00</b>					



Sl. No.	Years	Sectors	Sub-Sectors	Annual Works proposed (along with rates)	Name of Village/ Hamlet where the proposed works is to be undertaken)	Quantity (Where applicable eg. Housing roads etc.)	Unit Cost.	Financial Target (Rs. In Lakhs)	No. of PVTG Beneficiaries (Male & Female Separately where feasible)			Implementing Agency (State Govt./UT Admb./ NGO)	Funding Source
									Total	Male	Female		
I	II	III	IV	V	VI	VII	VIII	IX	X	XI	XII	XIII	XIV
112	2017-18	<b>Project Management/NGO Institutional Mechanism &amp; Monitoring/IEC/Publication</b>		One Colour TV with Dish Antenna with Solar Charger to one village		10 villages	0.61	6.10				PBDA	CCD
113	2017-18			Involvement of NGOs			1.00	1.00				PBDA	CCD
114	2017-18			DOCUMENTARI AND MONITARI of 32 village		32 village	2.00	2.00	3890	1960	1930	PBDA	CCD
115	2017-18			Administrative Charge @ 2% total Cost of CCD				12.54				PBDA	CCD
116	2017-18			<b>Sub-Total</b>				<b>21.64</b>					
117	2017-18			<b>Total</b>				<b>639.55</b>					
1	2018-19	<b>Social Sector</b>	<b>Education</b>	Remuneration of Staff ST Boys Edn Complex	32 village	250 Boys	20.00	20.00				PBDA	CCD
2	2018-19			Recurring	32 village	250	19.00	19.00				PBDA	CCD
3	2018-19			Non-Recurring	32 village	250	2.00	2.00				PBDA	CCD
4	2018-19			Differential remuneration of Teaching & Non-Teaching Staff of Girl's Educational Complex.				9.20				MP	CCD
5	2018-19			Sports material	8 unit	8 No.	0.30	2.40				PBDA	CCD
6	2018-19			Play Ground	Siarihuli	1 No.	5.00	5.00	60	31	29	PBDA	CCD
7	2018-19			Play Ground	Golabandha	1 No.	5.00	5.00	45	24	21	PBDA	CCD
8	2018-19			Play Ground	Kaladu	1 No.	5.00	5.00	95	52	43	PBDA	CCD
9	2018-19			Play Ground	Devichuakotei	1 No.	5.00	5.00	149	76	73	PBDA	CCD
10	2018-19			<b>Sub-Total</b>				<b>72.60</b>					

Sl. No.	Years	Sectors	Sub-Sectors	Annual Works proposed (along with rates)	Name of Village/ Hamlet where the proposed works is to be undertaken)	Quantity (Where applicable eg. Housing roads etc.)	Unit Cost.	Financial Target (Rs. In Lakhs)	No. of PVTG Beneficiaries (Male & Female Separately where feasible)			Implementing Agency (State Govt./UT Admb./ NGO)	Funding Source
									Total	Male	Female		
I	II	III	IV	V	VI	VII	VIII	IX	X	XI	XII	XIII	XIV
11	2018-19		<b>Health &amp; Nutrition</b>	Sickle cell Screening of children(0-14 years)		300	0.01	0.30				MP	CCD
12	2018-19			<b>Sub-Total</b>				<b>0.30</b>					
13	2018-19		<b>Drinking Water &amp; Sanitation</b>										
14	2018-19			<b>Sub-Total</b>				<b>0.00</b>					
15	2018-19			<b>Total</b>				<b>72.90</b>					
16	2018-19	<b>Infrastructure</b>	<b>Housing</b>	Boundry Wall for office with information and Training Center	Office Headquarter	1 No.	20.00	20.00				PBDA	CCD
17	2018-19			<b>Sub-Total</b>				<b>20.00</b>					
18	2018-19		<b>Connectivity</b>	Village road from Majhisahi Rugudakudar	Rugudakudar	2.km	5.00	10.00	376	191	185	PBDA	CCD
19	2018-19			Road from Pacheripani to Depatala	Pacheripani	6.km	5.00	30.00	307	171	136	PBDA	CCD
20	2018-19			<b>Sub-Total</b>				<b>40.00</b>					
21	2018-19		<b>Electrification</b>	Solar Street Light	Gadia	4 No.	0.25	1.00	52	23	29	PBDA/O REDA	CCD
22	2018-19			Solar Street Light	Pacheripani	4 No.	0.25	1.00	307	171	136	PBDA/O REDA	CCD
23	2018-19			Solar Street Light	Bijadihi	3 No.	0.25	0.75	165	74	91	PBDA/O REDA	CCD
24	2018-19			Solar Street Light	Mahulata	3 No.	0.25	0.75	153	69	84	PBDA/O REDA	CCD
25	2018-19			<b>Sub-Total</b>				<b>3.50</b>					

Sl. No.	Years	Sectors	Sub-Sectors	Annual Works proposed (along with rates)	Name of Village/ Hamlet where the proposed works is to be undertaken)	Quantity (Where applicable eg. Housing roads etc.)	Unit Cost.	Financial Target (Rs. In Lakhs)	No. of PVTG Beneficiaries (Male & Female Separately where feasible)			Implementing Agency (State Govt./UT Admb./ NGO)	Funding Source
									Total	Male	Female		
I	II	III	IV	V	VI	VII	VIII	IX	X	XI	XII	XIII	XIV
26	2018-19			<b>Total</b>				<b>63.50</b>					
27	2018-19	<b>Sustainable Livelihood Project</b>	<b>Irrigation</b>	Renovation of Tank	Bijadihi	1 no.	5.00	5.00	165	74	91	PBDA	CCD
28	2018-19			Tank H100xW100xD 7.4	Autal	3 no.	10.00	30.00	336	163	173	PBDA	CCD
29	2018-19			Renovation of Tank	Gurusang	1 no.	5.00	5.00	363	179	184	PBDA	CCD
30	2018-19			Renovation of Tank	Siarihuli	1 no.	5.00	5.00	60	31	29	PBDA	CCD
31	2018-19				Tank H100xW100xD 7.4	Kaladu	1 no.	10.00	10.00	95	52	43	PBDA
32	2018-19			Tank H100xW100xD 7.4	Devichukotei	1 no.	10.00	10.00	149	76	73	PBDA	CCD
33	2018-19			Renovation of Tank	Sarankote	1 no.	5.00	5.00	247	121	126	PBDA	CCD
34	2018-19			Cross Bandha	Gadia	1 no.	15.00	15.00	52	23	29	PBDA	CCD
35	2018-19			Cross Bandha	Gurusang	1 no.	15.00	15.00	363	179	184	PBDA	CCD
36	2018-19			Cross Bandha	Baidharanagar	1 no.	15.00	15.00	137	72	65	PBDA	CCD
37	2018-19			Canal	Depatala	1km.	10.00	10.00	62	31	31	PBDA	CCD
38	2018-19			Canal	Rugudakudar	1 km	10.00	10.00	376	191	185	PBDA	CCD
39	2018-19			Canal	Budhabhuin	1 km	10.00	10.00	46	26	20	PBDA	CCD
40	2018-19			Guard wall	Rugudakudar	1 km	20.00	20.00	376	191	185	PBDA	CCD

Sl. No.	Years	Sectors	Sub-Sectors	Annual Works proposed (along with rates)	Name of Village/ Hamlet where the proposed works is to be undertaken)	Quantity (Where applicable eg. Housing roads etc.)	Unit Cost.	Financial Target (Rs. In Lakhs)	No. of PVTG Beneficiaries (Male & Female Separately where feasible)			Implementing Agency (State Govt./UT Admb./ NGO)	Funding Source
									Total	Male	Female		
I	II	III	IV	V	VI	VII	VIII	IX	X	XI	XII	XIII	XIV
41	2018-19			Guard wall	Niktimal	1 km	20.00	20.00	55	31	24	PBDA	CCD
42	2018-19			<b>Sub-Total</b>				<b>185.00</b>					
43	2018-19		<b>Land Development</b>										
44	2018-19			<b>Sub - Total</b>				<b>0.00</b>					
45	2018-19		<b>Horticulture</b>	Sunflower Plantation per ac.6450/-	Rogudakudar	30 ac.	0.10	3.00	376	191	185	PBDA	CCD
46	2018-19			Water melon Plantation per ac.10.000/	Gurusang	25 ac.	0.10	2.50	363	179	184	PBDA	CCD
47	2018-19			Water melon Plantation per ac.10.000/	Jalisuan	25 ac.	0.10	2.50	150	78	72	PBDA	CCD
48	2018-19			Water melon Plantation per ac.10.000/	Tainsira	25 ac.	0.10	2.50	100	48	52	PBDA	CCD
49	2018-19			Water melon Plantation per ac.10.000/	Niktimal	25 ac.	0.10	2.50	55	31	24	PBDA	CCD
50	2018-19			Patato Cultivation	32 villages	80ac	0.10	8.00	225			PBDA	CCD
51	2018-19			<b>Sub-Total</b>				<b>21.00</b>					
52	2018-19		<b>Agriculture</b>	Ground Nut per ac.10.000/-	32 village	100 ac.	0.10	10.00	3890	1960	1930	Agri/PB DA	CCD
53	2018-19			Paddy @ per ac. Rs. 8,000/-	32 village	200 ac.	0.08	16.00	3890	1960	1930	Agri/PB DA	CCD
54	2018-19			Gnut Arhar @ 12,000/- per ac.	10 village	100 ac.	0.12	14.40				Agri/PB DA	CCD
55	2018-19			Biri @ Rs. 5,000/- per ac.	8 villages	50 ac.	0.05	2.50				Agri/PB DA	CCD

Sl. No.	Years	Sectors	Sub-Sectors	Annual Works proposed (along with rates)	Name of Village/ Hamlet where the proposed works is to be undertaken)	Quantity (Where applicable eg. Housing roads etc.)	Unit Cost.	Financial Target (Rs. In Lakhs)	No. of PVTG Beneficiaries (Male & Female Separately where feasible)			Implementing Agency (State Govt./UT Admb./ NGO)	Funding Source
									Total	Male	Female		
I	II	III	IV	V	VI	VII	VIII	IX	X	XI	XII	XIII	XIV
56	2018-19			Mung @ Rs. 5,000/- per ac.	8 villages	50 ac.	0.05	2.50				Agril/PB DA	CCD
57	2018-19			Maize @ 7,000/- per ac.	6 village	40 ac.	0.07	2.80				Agril/PB DA	CCD
58	2018-19			Diesel pump with HDPE pipe @ Rs.30,000/- set 3.1 HP	6 villages	1 set	0.30	3.60				Agril/PB DA	CCD
59	2018-19			Plough with Bullock @ Rs.30.000/-	Depatala	5 no.	0.30	1.50	62	31	31	PBDA	CCD
60	2018-19			Plough with Bullock @ Rs.30.000/-	Siarihuli	10 no.	0.30	3.00	60	31	29	PBDA	CCD
61	2018-19			Plough with Bullock @ Rs.30.000/-	Golabandha	5 no.	0.30	1.50	45	24	21	PBDA	CCD
62	2018-19			Plough with Bullock @ Rs.30.000/-	Kaladu	15 no.	0.30	5.00	95	52	43	PBDA	CCD
63	2018-19			Plough with Bullock @ Rs.30.000/-	Mahuldiha	20 no.	0.30	6.00	101	53	48	PBDA	CCD
64	2018-19			Plough with Bullock @ Rs.30.000/-	Debichuakotei	25 no.	0.30	7.00	157	84	73	PBDA	CCD
65	2018-19			Power tiller @ Rs.2.00/-	Debichuakotei	1 no.	2.00		157	84	73	PBDA	
66	2018-19							1.25					CCD
67	2018-19			Power tiller @ Rs.2.00/-	Sarankote	1 no.	2.00		247	121	126	PBDA	
68	2018-19							1.25					CCD
69	2018-19			Power tiller @ Rs.2.00/-	Rugudakudar	3 no.	2.00		376	191	185	PBDA	
70	2018-19							1.25					CCD

Sl. No.	Years	Sectors	Sub-Sectors	Annual Works proposed (along with rates)	Name of Village/ Hamlet where the proposed works is to be undertaken)	Quantity (Where applicable eg. Housing roads etc.)	Unit Cost.	Financial Target (Rs. In Lakhs)	No. of PVTG Beneficiaries (Male & Female Separately where feasible)			Implementing Agency (State Govt./UT Admb./ NGO)	Funding Source
									Total	Male	Female		
I	II	III	IV	V	VI	VII	VIII	IX	X	XI	XII	XIII	XIV
71	2018-19			<b>Sub-Total</b>				<b>79.55</b>					
72	2018-19		<b>Animal Husbandary</b>	Poultry @ Rs.2000/-	Baidharnagar	25 no.	0.02	0.50	137	72	65	PBDA	CCD
73	2018-19			Poultry @ Rs.2000/-	Depatala	9 no.	0.02	0.18	62	31	31	PBDA	CCD
74	2018-19			Poultry @ Rs.2000/-	Siarihuli	15 no.	0.02	0.30	60	31	29	PBDA	CCD
75	2018-19			Poultry @ Rs.2000/-	Golabandha	8 no.	0.02	0.16	45	24	21	PBDA	CCD
76	2018-19			Poultry @ Rs.2000/-	Kaladu	23 no.	0.02	0.46	95	52	43	PBDA	CCD
77	2018-19			Poultry @ Rs.2000/-	Mahuldiha	21 no.	0.02	0.42	101	53	48	PBDA	CCD
78	2018-19			Goatry @ Rs.70,000/-	Baidharnagar	20 no.	0.70	14.00	137	72	65	PBDA	CCD
79	2018-19			Goatry @ Rs.70,000/-	Depatala	9 no.	0.70	6.30	62	31	31	PBDA	CCD
80	2018-19			Goatry @ Rs.70,000/-	Siarihuli	10 no.	0.70	7.00	60	31	29	PBDA	CCD
81	2018-19			Goatry @ Rs.70,000/-	Golabandha	7 no.	0.70	4.90	45	24	21	PBDA	CCD
82	2018-19			Goatry @ Rs.70,000/-	Kaladu	24 no.	0.70	16.80	95	52	43	PBDA	CCD
83	2018-19			Animal Health Camp	4 Place	4 village	0.75	3.00				PBDA	CCD
84	2018-19			Goatry @ Rs.70,000/-	Mahuldiha	18 no.	0.70	12.60	101	53	48	MGNRG EA VET.	CCD
85	2018-19			Animal Shed @ Rs.35,000/-	Purunapani	30 no.	0.35	10.50	163	72	91	MGNRG EA VET.	CCD

Sl. No.	Years	Sectors	Sub-Sectors	Annual Works proposed (along with rates)	Name of Village/ Hamlet where the proposed works is to be undertaken)	Quantity (Where applicable eg. Housing roads etc.)	Unit Cost.	Financial Target (Rs. In Lakhs)	No. of PVTG Beneficiaries (Male & Female Separately where feasible)			Implementing Agency (State Govt./UT Admb./ NGO)	Funding Source
									Total	Male	Female		
I	II	III	IV	V	VI	VII	VIII	IX	X	XI	XII	XIII	XIV
86	2018-19			Animal Shed @ Rs.35,000/-	Depatala	5 no.	0.35	1.75	62	31	31	MGNRG EA VET.	CCD
87	2018-19			Animal Shed @ Rs.35,000/-	Siarihuli	10 no.	0.35	3.50	60	31	29	MGNRG EA VET.	CCD
88	2018-19			Animal Shed @ Rs.35,000/-	Golabandha	5 no.	0.35	1.75	45	24	21	MGNRG EA VET.	CCD
89	2018-19			Animal Shed @ Rs.35,000/-	Kaladu	15 no.	0.35	5.25	95	52	43	MGNRG EA VET.	CCD
90	2018-19			Animal Shed @ Rs.35,000/-	Mahuldiha	15 no.	0.35	5.25	101	53	48	MGNRG EA VET.	CCD
91	2018-19			Pisi culture @ Rs.10,000/-	Debichakotei	1 no.	0.10	0.10	149	76	73	PBDA	CCD
92	2018-19			Pisi culture @ Rs.10,000/-	Sarankote	1 no.	0.10	0.10	247	121	126	PBDA	CCD
93	2018-19			Pisi culture @ Rs.10,000/-	Rugudakudar	1 no.	0.10	0.10	376	191	185	PBDA	CCD
94	2018-19			<b>Sub-Total</b>				<b>94.92</b>					
95	2018-19		<b>Market Link</b>	Market Complex @ Rs. 10.00	Tainsira	1 no.	10.00	10.00	100	48	52	PBDA	CCD
96	2018-19			Stationary Shop @ Rs.10.00	32 village	20 no.	0.50	10.00	3890	1960	1930	PBDA	CCD
97	2018-19			Grocery Shop @ Rs.5.00	7 Village	5 no.	1.00	5.00				PBDA	CCD
98	2018-19			Mick & Tent House @ Rs.5.00	Rugudakudar	1 no.	2.00	2.00	376	191	185	35%Subsidy by DIC	CCD
99	2018-19			<b>Sub-Total</b>				<b>27.00</b>					
100	2018-19		<b>Social Security</b>					0.00					
101	2018-19			<b>Sub-Total</b>				<b>0.00</b>					

Sl. No.	Years	Sectors	Sub-Sectors	Annual Works proposed (along with rates)	Name of Village/ Hamlet where the proposed works is to be undertaken)	Quantity (Where applicable eg. Housing roads etc.)	Unit Cost.	Financial Target (Rs. In Lakhs)	No. of PVTG Beneficiaries (Male & Female Separately where feasible)			Implementing Agency (State Govt./UT Admb./ NGO)	Funding Source	
									Total	Male	Female			
I	II	III	IV	V	VI	VII	VIII	IX	X	XI	XII	XIII	XIV	
102	2018-19		Promotion of SHG											
103	2018-19			<b>Sub-Total</b>				<b>0.00</b>						
104	2018-19			<b>Total</b>				<b>407.47</b>						
105	2018-19	Conservation of Culture		Management and Maintainance of museum-cum-cultural centre	Bamparada	1no.	10.00	10.00	3890	1960	1930	PBDA	CCD	
106	2018-19			Exhibition ( State/District Level)		2 No.	5.00	5.00					PBDA	CCD
107	2018-19			Dev. Of Traditional dormitory As stance of observation of Osha	32 Village	32 nos.	0.10	3.20	3890	1960	1930	PBDA	CCD	
108	2018-19			Other Expenses		32 nos.	1.00	1.00				PBDA	CCD	
109	2018-19			Dev. of IEC Materials & hands outs on Paudi Bhuyan Culture	32	32	3.00	3.00				PBDA	CCD	
110	2018-19			Mandaghara	5 village	5no.	10.00	50.00	175	79	96	PBDA	CCD	
111	2018-19			<b>Sub-Total</b>				<b>72.20</b>						
112	2018-19	Capacity Building		Carpenter training	32 village	30 no.	0.20	6.00				PBDA	CCD	
113	2018-19			I.T.I Training		10 no.	0.70	7.00				PBDA	CCD	
114	2018-19			<b>Sub-Total</b>				<b>13.00</b>				PBDA		
115	2018-19	Project Management/NGO Institutional Mechanism & Monitoring / IEC/ Publication		One Colour TV with Dish Antenna with Solar Charger to one village	10 villages	10 village	0.63	6.30				PBDA	CCD	
116	2018-19			Involvement of NGOs		1 no.	1.50	1.50					PBDA	CCD
117	2018-19			DOCUMENTARI AND MONITARI of 32 village	32 village	1 no.	2.00	2.00	3890	1960	1930		PBDA	CCD



Sl. No.	Years	Sectors	Sub-Sectors	Annual Works proposed (along with rates)	Name of Village/ Hamlet where the proposed works is to be undertaken)	Quantity (Where applicable eg. Housing roads etc.)	Unit Cost.	Financial Target (Rs. In Lakhs)	No. of PVTG Beneficiaries (Male & Female Separately where feasible)			Implementing Agency (State Govt./UT Admb./ NGO)	Funding Source
									Total	Male	Female		
I	II	III	IV	V	VI	VII	VIII	IX	X	XI	XII	XIII	XIV
118	2018-19			Administrative Charge @2% total Cost of CCD				12.75				PBDA	CCD
119	2018-19			<b>Sub-Total</b>				<b>22.55</b>					
120	2018-19			<b>Total</b>				<b>651.62</b>					
1	2019-20	<b>Social Sector</b>	<b>Education</b>	Remuneration of Staff and Hostel Building	32 Village	250	20.92	20.92	3890	1960	1930	PBDA	CCD
2	2019-20			Recurring	32 Village	250	18.75	18.75	3890	1960	1930	PBDA	CCD
3	2019-20			Non-Recurring	32 Village	250	2.00	2.00	3890	1960	1930	PBDA	CCD
4	2019-20			Differential remuneration of Teaching & Non-Teaching Staff of Girl's Educational Complex.				10.12				MP	CCD
5	2019-20			Sports material	4 unit	4 No.	0.30	1.20				PBDA	CCD
6	2019-20			Play Ground	Sarankote	1 No.	5.00	5.00	247	121	126	PBDA	CCD
7	2019-20			Play Ground	Rugudakudar	1 No.	5.00	5.00	376	191	185	PBDA	CCD
8	2019-20			Play Ground	Kaliapal	1 No.	5.00	5.00	51	29	22	PBDA	CCD
9	2019-20			Play Ground	Jalisuan	1 No.	5.00	5.00	150	78	72	PBDA	CCD
10	2019-20			<b>Sub-Total</b>				<b>72.99</b>					
11	2019-20		<b>Health &amp; Nutrition</b>	Yearly Sickle Cell Screening of children		200	0.20	0.20				MP	CCD
12	2019-20			<b>Sub-Total</b>				<b>0.20</b>					
13	2019-20		<b>Drinking Water &amp; Sanitation</b>										

Sl. No.	Years	Sectors	Sub-Sectors	Annual Works proposed (along with rates)	Name of Village/ Hamlet where the proposed works is to be undertaken)	Quantity (Where applicable eg. Housing roads etc.)	Unit Cost.	Financial Target (Rs. In Lakhs)	No. of PVTG Beneficiaries (Male & Female Separately where feasible)			Implementing Agency (State Govt./UT Admb./ NGO)	Funding Source
									Total	Male	Female		
I	II	III	IV	V	VI	VII	VIII	IX	X	XI	XII	XIII	XIV
14	2019-20			<b>Sub-Total</b>				<b>0.00</b>					
15	2019-20			<b>Total</b>				<b>73.19</b>					
16	2019-20	<b>Infrastructure</b>	<b>Housing</b>	Boundry Wall for office with information and Training Center	Office Headquarter	1 No.	20.00	20.00				PBDA	CCD
17	2019-20			<b>Sub-Total</b>				<b>20.00</b>					
18	2019-20		<b>Connectivity</b>										
19	2019-20			<b>Sub-Total</b>				<b>0.00</b>					
20	2019-20		<b>Electrification</b>	Solar Street Light	Niktimal	4 No.	0.25	1.00	55	31	24	PBDA/ OREDA	CCD
21	2019-20			Solar Street Light	Marha	10 No.	0.25	2.50	112	60	52	PBDA/ OREDA	CCD
22	2019-20			Solar Street Light	Kadalidihi	10 No.	0.25	2.50	147	75	72	PBDA/ OREDA	CCD
23	2019-20			Solar Street Light	Gurusang	6 No.	0.25	1.50	363	179	184	PBDA/ OREDA	CCD
24	2019-20			Mantainance of Solar Light	5 villages		0.12	0.12				PBDA/ OREDA	CCD
25	2019-20			<b>Sub-Total</b>				<b>7.62</b>					
26	2019-20			<b>Total</b>				<b>27.62</b>					
27	2019-20	<b>Sustainable Livelihood Project</b>	<b>Irrigation</b>	Renovation of Tank	Mahulata	1 no	5.00	5.00	153	69	84	PBDA	CCD
28	2019-20			Renovation of Tank	Debichuakotei	1 no	5.00	5.00	157	84	73	PBDA	CCD
29	2019-20				Tank H100xW100xD 7.4	Rugudakudar	1 no.	5.00	10.00	376	191	185	PBDA

Sl. No.	Years	Sectors	Sub-Sectors	Annual Works proposed (along with rates)	Name of Village/ Hamlet where the proposed works is to be undertaken)	Quantity (Where applicable eg. Housing roads etc.)	Unit Cost.	Financial Target (Rs. In Lakhs)	No. of PVTG Beneficiaries (Male & Female Separately where feasible)			Implementing Agency (State Govt./UT Admb./ NGO)	Funding Source
									Total	Male	Female		
I	II	III	IV	V	VI	VII	VIII	IX	X	XI	XII	XIII	XIV
30	2019-20			Canal	Baidharanagar	1km	10.00	10.00	137	72	65	PBDA	CCD
31	2019-20			Canal	Golabandhakt	1 km	10.00	10.00	45	24	21	PBDA	CCD
32	2019-20			Canal	Kaladu	1 km	10.00	10.00	95	52	43	PBDA	CCD
33	2019-20			Canal	Mahuldiha	1 km	10.00	10.00	101	53	48	PBDA	CCD
34	2019-20			Canal	Rugudakudar	½ km	10.00	5.00	376	191	185	PBDA	CCD
35	2019-20			Canal	Jalisuan	3 km	10.00	30.00	150	78	72	PBDA	CCD
36	2019-20			Guard wall	Pacheripani	1 km	20.00	20.00	307	171	136	PBDA	CCD
37	2019-20			<b>Sub-Total</b>				<b>115.00</b>					
38	2019-20		<b>Land Development</b>										
39	2019-20			<b>Sub-Total</b>				<b>0.00</b>					
40	2019-20		<b>Horticulture</b>	Patato Cultivation	32 villages	80ac	0.10	8.00	220			PBDA	CCD
41	2019-20			<b>Sub-Total</b>				<b>8.00</b>					
42	2019-20		<b>Agriculture</b>	Ground Nut per ac.10.000/-	32 village	100 ac.	0.10	10.00	3890	1960	1930	Agril/PB DA	CCD
43	2019-20			Paddy @ Rs.8000/- per ac.	32 villages	200 ac	0,08	16.00	3890	1960	1930	Agril/PB DA	CCD
44	2019-20			Biri @ Rs. 5,000/- per ac.	8 villages	50 ac.	0.05	2.50				Agril/PB DA	CCD
45	2019-20			Mung @ Rs. 5,000/- per ac.	8 villages	50 ac.	0.05	2.50				Agril/PB DA	CCD
46	2019-20			Maize @ 7,000/- per ac.	6 village	40 ac.	0,07	2.80				Agril/PB DA	CCD
47	2019-20			Ragi @ Rs.5000/- Per ac.	5 villages	20 ac.	0,25	1.00				Agril/PB DA	CCD

Sl. No.	Years	Sectors	Sub-Sectors	Annual Works proposed (along with rates)	Name of Village/ Hamlet where the proposed works is to be undertaken)	Quantity (Where applicable eg. Housing roads etc.)	Unit Cost.	Financial Target (Rs. In Lakhs)	No. of PVTG Beneficiaries (Male & Female Separately where feasible)			Implementing Agency (State Govt./UT Admb./ NGO)	Funding Source
									Total	Male	Female		
I	II	III	IV	V	VI	VII	VIII	IX	X	XI	XII	XIII	XIV
48	2019-20			Diesel pump with HDPE pipe @ Rs.30,000/- set 3.1HP	6 villages	12	0.30	3.60				Agri/PBDA	CCD
49	2019-20			Plough with Bullock @ Rs.30.000/-	Sarankote	50 no.	0.30	15.00	247	121	126	PBDA	CCD
50	2019-20			Plough with Bullock @ Rs.30.000/-	Rugudakudar	60 no.	0.30	18.00	376	191	185	PBDA	CCD
51	2019-20			Plough with Bullock @ Rs.30.000/-	Kaliapal	5 no.	0.30	1.50	51	29	22	PBDA	CCD
52	2019-20			Plough with Bullock @ Rs.30.000/-	Jalisuan	15 no.	0.30	5.00	150	78	72	PBDA	CCD
53	2019-20			Plough with Bullock @ Rs.30.000/-	Budhabhuin	10 no.	0.30	3.00	46	26	20	PBDA	CCD
54	2019-20			Plough with Bullock @ Rs.30.000/-	Pacheripani	50 no.	0.30	15.00	307	171	136	PBDA	CCD
55	2019-20			<b>Sub-Total</b>				<b>95.90</b>					
56	2019-20		<b>Animal Husbandary</b>	Poultry @ Rs.2000/-	Debichuakotei	35 no.	0.02	0.70				VET. PBDA	CCD
57	2019-20			Poultry @ Rs.2000/-	Sarankote	68no.	0.02	1.36	247	121	126	VET PBDA	CCD
58	2019-20			Poultry @ Rs.2000/-	Rugudakudar	100 no.	0.02	2.00	376	191	185	VET PBDA	CCD
59	2019-20			Poultry @ Rs.2000/-	Jalisuan	37 no.	0.02	0.74	150	78	72	VET PBDA	CCD
60	2019-20			Poultry @ Rs.2000/-	Kaliapal	10no.	0.02	0.20	51	29	22	VET PBDA	CCD
61	2019-20			Poultry @ Rs.2000/-	Budhabhuin	13 no.	0.02	0.26	46	26	20	VET PBDA	CCD
62	2019-20			Goatry @ Rs.70,000/-	Debichuakotei	10 no.	0.70	7.00	157	84	73	VET PBDA	CCD
63	2019-20			Goatry @ Rs.70,000/-	Sarankote	60 no.	0.70	42.00	247	121	126	VET PBDA	CCD
64	2019-20			Goatry @ Rs.70,000/-	Rugudakudar	90 no.	0.70	63.00	376	191	185	VET PBDA	CCD
65	2019-20			Goatry @ Rs.70,000/-	Jalisuan	35 no.	0.70	31.50	150	78	72	VET PBDA	CCD
66	2019-20			Goatry @ Rs.70,000/-	Kaliapal	5 no.	0.70	3.50	51	29	22	VET PBDA	CCD
67	2019-20			Goatry @ Rs.70,000/-	Budhabhuin	10 no.	0.70	7.00	46	26	20	VET/PBDA	CCD

Sl. No.	Years	Sectors	Sub-Sectors	Annual Works proposed (along with rates)	Name of Village/ Hamlet where the proposed works is to be undertaken)	Quantity (Where applicable eg. Housing roads etc.)	Unit Cost.	Financial Target (Rs. In Lakhs)	No. of PVTG Beneficiaries (Male & Female Separately where feasible)			Implementing Agency (State Govt./UT Admb./ NGO)	Funding Source	
									Total	Male	Female			
I	II	III	IV	V	VI	VII	VIII	IX	X	XI	XII	XIII	XIV	
68	2019-20			Dairy Farm @ Rs.2.00	Bahadaposi	1 no.	2.00	2.00	13	7	6	PBDA	CCD	
69	2019-20			Dairy Farm @ Rs.2.00	Singhsal	1 no.	2.00	2.00	33	15	18	PBDA	CCD	
70	2019-20			<b>Sub-Total</b>				<b>163.26</b>						
71	2019-20		<b>Market Link</b>	Sopping Complex @ Rs. 10.00	Gurusang	10 no.	1.00	10.00	363	179	184	PBDA	CCD	
72	2019-20			Stationary Shop @ Rs.10.00	32 village	20 no.	0.50	10.00	3890	1960	1930	PBDA	CCD	
73	2019-20			Grocery Shop @ Rs.5.00	7 Village	5 no.	1.00	5.00				PBDA	CCD	
74	2019-20			Mick & Tent House @ Rs.5.00	Jhumpura	1 no.	2.00	2.00	95	52	43	35% by DIC	CCD	
75	2019-20			<b>Sub-Total</b>				<b>27.00</b>						
76	2019-20		<b>Social Security</b>					0.00	0	0	0			
77	2019-20			<b>Sub-Total</b>				<b>0.00</b>						
78	2019-20		<b>Promotion of SHG</b>											
79	2019-20			<b>Sub-Total</b>				<b>0.00</b>						
80	2019-20			<b>Total</b>				<b>409.16</b>						
81	2019-20	<b>Conservation of Culture</b>		Management and Mantainance of museum-cum-cultural centre	Bamparada	1no.	10.00	10.00	3890	1960	1930	PBDA	CCD	
82	2019-20			Exhibition ( State/District Level)	Bamparada	2 no.	5.00	5.00					PBDA	CCD
83	2019-20				Dev. Of Traditional dormitory As stance of observesation of Osha	32 Village	32 nos.	0.10	3.20	3890	1960	1930	PBDA	CCD

Sl. No.	Years	Sectors	Sub-Sectors	Annual Works proposed (along with rates)	Name of Village/ Hamlet where the proposed works is to be undertaken)	Quantity (Where applicable eg. Housing roads etc.)	Unit Cost.	Financial Target (Rs. In Lakhs)	No. of PVTG Beneficiaries (Male & Female Separately where feasible)			Implementing Agency (State Govt./UT Admb./ NGO)	Funding Source	
									Total	Male	Female			
I	II	III	IV	V	VI	VII	VIII	IX	X	XI	XII	XIII	XIV	
84	2019-20			Other Expenses	32 Village	1 no.	1.00	1.00				PBDA	CCD	
85	2019-20			Dev. of IEC Materials & hands outs on Paudi Bhuyan Culture	32 Village	1 no.	3.00	3.00				PBDA	CCD	
86	2019-20			Mandaghara	5 village	5 no.	10.00	50.00	175	79	96	PBDA	CCD	
87	2019-20			<b>Sub-Total</b>				<b>72.20</b>						
88	2019-20	<b>Capacity Building</b>		Raj mistri Training	32 Village	30 no.	0,07	2.10				PBDA	CCD	
89	2019-20			I.T.I Training		10 no.	0.60	6.00				PBDA	CCD	
90	2019-20			<b>Sub-Total</b>				<b>8.10</b>				PBDA		
91	2019-20	<b>Project Management/NGO Institutional Mechanism &amp; Monitoring /IEC/Publication</b>		One Colour TV with Dish Antenna with Solar Charger to one village	2 villages	2 no.	0.65	1.30				PBDA	CCD	
92	2019-20			Involvement of NGOs		1 no.	1.50	1.50					PBDA	CCD
93	2019-20			DOCUMENTARI AND MONITARI of 32 village	32 village	1 no.	2.00	2.00	3890	1960	1930		PBDA	CCD
94	2019-20			Administrative Charge @ 5% total Cost of CCD					11.90				PBDA	CCD
95	2019-20			<b>Sub-Total</b>				<b>16.70</b>						
96	2019-20			<b>Total</b>				<b>606.97</b>						

Sl. No.	Years	Sectors	Sub-Sectors	Annual Works proposed (along with rates)	Name of Village/ Hamlet where the proposed works is to be undertaken)	Quantity (Where applicable eg. Housing roads etc.)	Unit Cost.	Financial Target (Rs. In Lakhs)	No. of PVTG Beneficiaries (Male & Female Separately where feasible)			Implementing Agency (State Govt./UT Admb./ NGO)	Funding Source
									Total	Male	Female		
I	II	III	IV	V	VI	VII	VIII	IX	X	XI	XII	XIII	XIV

1	2020-21	<b>Social Sector</b>	<b>Education</b>	Remuneration of Staff ST Boys Complex	ST Boys Edn, Complex	250	23.11	23.11	3890	1960	1930	PBDA	CCD
2	2020-21			Recurring	ST Boys Edn, Complex	250	18.75	18.75	3890	1960	1930	PBDA	CCD
3	2020-21			Non-Recurring	ST Boys Edn, Complex	250	2.00	2.00	3890	1960	1930	PBDA	CCD
4	2020-21			Differential remuneration of Teaching & Non-Teaching Staff of Girl's Educational Complex.				11.13				MP	CCD
5	2020-21			Sports material	ST Girls Edn, Complex	2 No.	0.50	1.00	250		250	PBDA	CCD
6	2020-21			Play Ground	Budhabhuin	1 No.	5.00	5.00	46	26	20	PBDA	CCD
7	2020-21			Play Ground	Pacheripani	1 No.	5.00	5.00	307	171	136	PBDA	CCD
8	2020-21			Play Ground	Jhumpura	1 No.	5.00	5.00	95	52	43	PBDA	CCD
9	2020-21			Play Ground	Purunapani	1 No.	5.00	5.00	163	72	91	PBDA	CCD
10	2020-21			<b>Sub-Total</b>				<b>75.99</b>					
11	2020-21		<b>Health &amp; Nutrition</b>	Yearly sickle cell screening of children		200	0.01	0.20				MP	CCD

Sl. No.	Years	Sectors	Sub-Sectors	Annual Works proposed (along with rates)	Name of Village/ Hamlet where the proposed works is to be undertaken)	Quantity (Where applicable eg. Housing roads etc.)	Unit Cost.	Financial Target (Rs. In Lakhs)	No. of PVTG Beneficiaries (Male & Female Separately where feasible)			Implementing Agency (State Govt./UT Admb./ NGO)	Funding Source
									Total	Male	Female		
I	II	III	IV	V	VI	VII	VIII	IX	X	XI	XII	XIII	XIV
12	2020-21			<b>Sub-Total</b>				<b>0.20</b>					
13	2020-21		<b>Drinking Water &amp; Sanitation</b>										
14	2020-21			<b>Su-Total</b>				<b>0.00</b>					
15	2020-21			<b>Total</b>				<b>76.19</b>					
16	2020-21	<b>Infrastructure</b>	<b>Housing</b>	Boundry Wall for office with information and Training Center	Office Headquarter	1 No.	20.00	20.00				PBDA	CCD
17	2020-21			<b>Sub-Total</b>				<b>20.00</b>					
18	2020-21		<b>Connectivity</b>										
19	2020-21			<b>Sub-Total</b>				<b>0.00</b>					
20	2020-21		<b>Electrification</b>	Solar Street Light	Purunapani	4 No.	0.28	1.12	163	72	91	PBDA ORED	CCD
21	2020-21			Solar Street Light	Siarihuli	5 No.	0.28	1.41	60	31	29	PBDA ORED	CCD
22	2020-21			Solar Street Light	Mahuldiha	5 No.	0.28	1.41	101	53	48	PBDA ORED	CCD
23	2020-21			Solar Street Light	Kaladu	5 No.	0.28	1.41	95	52	43	PBDA ORED	CCD
24	2020-21			<b>Sub-Total</b>				<b>5.35</b>					
25	2020-21			<b>Total</b>				<b>25.35</b>					
26	2020-21	<b>Sustainable Livelihood</b>	<b>Irrigation</b>	Tank H100xW100xD 7.4	Budhabhuin	1 no.	10.00	10.00	46	26	20	PBDA	CCD
27	2020-21			Cross bandha	Kaladu	1 km	15.00	15.00	95	52	43	PBDA	CCD



Sl. No.	Years	Sectors	Sub-Sectors	Annual Works proposed (along with rates)	Name of Village/ Hamlet where the proposed works is to be undertaken)	Quantity (Where applicable eg. Housing roads etc.)	Unit Cost.	Financial Target (Rs. In Lakhs)	No. of PVTG Beneficiaries (Male & Female Separately where feasible)			Implementing Agency (State Govt./UT Admb./ NGO)	Funding Source
									Total	Male	Female		
I	II	III	IV	V	VI	VII	VIII	IX	X	XI	XII	XIII	XIV
28	2020-21			Cross bandha	Mahuldiha	1 km	15.00	15.00	101	53	48	PBDA	CCD
29	2020-21			<b>Sub-Total</b>				<b>40.00</b>					
30	2020-21		<b>Land Development</b>										
31	2020-21			<b>Sub - Total</b>				<b>0.00</b>					
32	2020-21		<b>Horticulture</b>	Sunflower Plantation per ac.6450/-	Rugudakudar	30 ac.	0.05	1.50	376	191	185	PBDA	CCD
33	2020-21			Water melon Plantation per ac.20.000/	Gurusang	25 ac.	0.20	5.00	363	179	184	PBDA	CCD
34	2020-21			Water melon Plantation per ac.20.000/	Jalisuan	25 ac.	0.20	5.00	150	78	72	PBDA	CCD
35	2020-21			Water melon Plantation per ac.20.000/	Tainsira	25 ac.	0.20	5.00	100	48	52	PBDA	CCD
36	2020-21			Water melon Plantation per ac.20.000/	Niktimal	25 ac.	0.20	5.00	55	31	24	PBDA	CCD
37	2020-21			Patato Cultivation	32 villages	80ac	0.10	8.00	220			PBDA	CCD
38	2020-21			<b>Sub-Total</b>				<b>29.50</b>					
39	2020-21		<b>Agriculture</b>	Ground Nut per ac.10.000/-	32 village	100 ac.	0.10	10.00	3890	1960	1930	Agri/PB DA	CCD
40	2020-21			Paddy @ Rs.8000/- per ac.	32 villages	200 ac	0.08	16.00	3890	1960	1930	Agri/PB DA	CCD
41	2020-21			Biri @ Rs. 5,000/- per ac.	10 villages	100 ac.	0.05	5.00				Agri/PB DA	CCD
42	2020-21			Mung @ Rs. 5,000/- per ac.	10 villages	100 ac.	0.05	5.00				Agri/PB DA	CCD
43	2020-21			Maize @ 7,000/- per ac.	12 village	80 ac.	0.07	5.60				Agri/PB DA	CCD
44	2020-21			Ragi @ Rs.5000/- Per ac.	10 villages	20 ac.	0.05	1.00				Agri/PB DA	CCD

Sl. No.	Years	Sectors	Sub-Sectors	Annual Works proposed (along with rates)	Name of Village/ Hamlet where the proposed works is to be undertaken)	Quantity (Where applicable eg. Housing roads etc.)	Unit Cost.	Financial Target (Rs. In Lakhs)	No. of PVTG Beneficiaries (Male & Female Separately where feasible)			Implementing Agency (State Govt./UT Admb./ NGO)	Funding Source
									Total	Male	Female		
I	II	III	IV	V	VI	VII	VIII	IX	X	XI	XII	XIII	XIV
45	2020-21			Diesel pump with HDPE pipe @ Rs.30,000/- set 3.1 HP	8 villages	16	0.30	4.80				Agri/PB DA	CCD
46	2020-21			Plough with Bullock @ Rs.30,000/-	Jhumpura	15 no.	0.30	5.00	95	52	43	PBDA	CCD
47	2020-21			Plough with Bullock @ Rs.30,000/-	Niktimal	5 no.	0.30	2.00	55	31	24	PBDA	CCD
48	2020-21			Plough with Bullock @ Rs.30,000/-	Gopapur	2 no.	0.30	0.60	23	12	11	PBDA	CCD
49	2020-21			Plough with Bullock @ Rs.30,000/-	Bahadaposi	1 no.	0.30	0.30	13	7	6	PBDA	CCD
50	2020-21			Plough with Bullock @ Rs.30,000/-	Singhsal	3 no.	0.30	0.90	33	15	18	PBDA	CCD
51	2020-21			Power tiller @ Rs.2.00	Pacheripani	1 no.	2.00	2.00	307	171	136	PBDA	CCD
52	2020-21			Power tiller @ Rs.2.00	Jhumpura	1 no.	2.00	2.00	95	52	43	PBDA	CCD
53	2020-21			<b>Sub-Total</b>				<b>60.20</b>					
54	2020-21		<b>Animal Husbandary</b>	Poultry @ Rs.2000/-	Pacheripani	75 no.	0.02	1.50	307	171	136	VET./PB DA	CCD
55	2020-21			Poultry @ Rs.2000/-	Jhumpura	28 no.	0.02	0.56	95	52	43	VET./PB DA	CCD
56	2020-21			Poultry @ Rs.2000/-	Niktimal	10 no.	0.02	0.20	55	31	24	VET./PB DA	CCD
57	2020-21			Poultry @ Rs.2000/-	Gopapur	7 no.	0.02	0.14	23	12	11	VET./PB DA	CCD
58	2020-21			Poultry @ Rs.2000/-	Bahadaposi	3 no.	0.02	0.60	13	7	6	VET./PB DA	CCD
59	2020-21			Poultry @ Rs.2000/-	Singhsal	9 no.	0.02	0.18	33	15	18	VET./PB DA	CCD
60	2020-21			Poultry @ Rs.2000/-	Netrabahal	5 no.	0.02	0.10	22	8	14	VET./PB DA	CCD
61	2020-21			Goatry @ Rs.70,000/-	Pacheripani	50 no.	0.70	35.00	307	171	136	VET./PB DA	CCD
62	2020-21			Goatry @ Rs.70,000/-	Jhumpura	20 no.	0.70	14.00	95	52	43	VET./PB DA	CCD
63	2020-21			Goatry @ Rs.70,000/-	Niktimal	10 no.	0.70	7.00	55	31	24	VET./PB DA	CCD

Sl. No.	Years	Sectors	Sub-Sectors	Annual Works proposed (along with rates)	Name of Village/ Hamlet where the proposed works is to be undertaken)	Quantity (Where applicable eg. Housing roads etc.)	Unit Cost.	Financial Target (Rs. In Lakhs)	No. of PVTG Beneficiaries (Male & Female Separately where feasible)			Implementing Agency (State Govt./UT Admb./ NGO)	Funding Source
									Total	Male	Female		
I	II	III	IV	V	VI	VII	VIII	IX	X	XI	XII	XIII	XIV
64	2020-21			Goatry @ Rs.70,000/-	Gopapur	7 no.	0.70	4.90	23	12	11	VET./PBDA	CCD
65	2020-21			Goatry @ Rs.70,000/-	Bahadaposi	3 no.	0.70	2.10	13	7	6	VET./PBDA	CCD
66	2020-21			Goatry @ Rs.70,000/-	Singhsal	9 no.	0.70	6.30	33	15	18	VET./PBDA	CCD
67	2020-21			Goatry @ Rs.70,000/-	Netrabahal	5 no.	0.70	3.50	22	8	14	VET./PBDA	CCD
68	2020-21			<b>Sub-Total</b>				<b>76.08</b>					
69	2020-21		<b>Market Link</b>	Sopping Complex	Kaliapal	10	1.00	10.00	51	29	22	PBDA	CCD
70	2020-21			Sopping Complex	Singhsal	10	1.00	10.00	33	15	18	PBDA	CCD
71	2020-21			Stationary Shop	32 village	10	0.50	10.00	3890	1960	1930	PBDA	CCD
72	2020-21			Grocery Shop @ Rs.5.00	7 Village	5 no.	1.00	5.00				PBDA	CCD
73	2020-21			Mike & Tent House @ Rs.2.00	Golabandha	1 no.	2.00	2.00	45	24	21	85% by DIC	CCD
74	2020-21			<b>Sub-Total</b>				<b>37.00</b>					
75	2020-21		<b>Social Security</b>					0.00					
76	2020-21			<b>Sub-Total</b>				<b>0.00</b>					
77	2020-21		<b>Promotion of SHG</b>										
78	2020-21			<b>Sub-Total</b>				<b>0.00</b>					
79	2020-21			<b>Total</b>				<b>242.78</b>					
80	2020-21	<b>Conservation of Culture</b>		Management and Mantainance of museum-cum-cultural centre	Bamparada	1no.	10.00	10.00	3890	1960	1930	PBDA	CCD
81	2020-21			Exhibition ( State/District Level)	Bamparada	2 no.	2.50	5.00					PBDA

Sl. No.	Years	Sectors	Sub-Sectors	Annual Works proposed (along with rates)	Name of Village/ Hamlet where the proposed works is to be undertaken)	Quantity (Where applicable eg. Housing roads etc.)	Unit Cost.	Financial Target (Rs. In Lakhs)	No. of PVTG Beneficiaries (Male & Female Separately where feasible)			Implementing Agency (State Govt./UT Admb./ NGO)	Funding Source
									Total	Male	Female		
I	II	III	IV	V	VI	VII	VIII	IX	X	XI	XII	XIII	XIV
82	2020-21			Dev. Of Traditional dormitory As stance of observation of Osha	32 Village	32 nos.	0.10	3.20	3890	1960	1930	PBDA	CCD
83	2020-21			Other Expenses		1 nos	1.00	1.00				PBDA	CCD
84	2020-21			Dev. of IEC Materials & hands outs on Paudi Bhuyan Culture			3.00	3.00				PBDA	CCD
85	2020-21			Mandaghara	5 village	5 no.	10.00	50.00	175	79	96	PBDA	CCD
86	2020-21			<b>Sub-Total</b>				<b>72.20</b>					
87	2020-21	<b>Capacity Building</b>		Tv Training		30 no.	0.07	2.10				PBDA	CCD
88	2020-21			I.T.I Training		10 no.	0.60	6.00				PBDA	CCD
89	2020-21			<b>Sub-Total</b>				<b>8.10</b>				PBDA	
90	2020-21	<b>Project Management/NGO Institutional Mechanism &amp; Monitoring / IEC/Publication</b>											
91	2020-21			Involvement of NGOs		1 no.	1.50	1.50				PBDA	CCD
92	2020-21			DOCUMENTARI AND MONITARI of 32 village	32 village	32 village	2.00	2.00	3890	1960	1930	PBDA	CCD
93	2020-21			Administrative Charge @ 5% total Cost of CCD				8.56				PBDA	CCD
94	2020-21			<b>Sub-Total</b>				<b>12.06</b>					
95	2020-21			<b>Total</b>				<b>436.68</b>					



















---



























































VI

Year, Sector and Sub-sector wise Abstract of CCD Plan for Paudi Bhuyan Development Agency, Rugudakudar, Deogarh

(Based on Priorities indicated in Part-V)

(Rs. in lakh)

Sl No.	Name of PTG	Major Sectors	Sub- sectors	2016-17	2017-18	2018-19	2019-20	2020-21	Total
1	PAUDIBHUYAN	Social Sectors	Education	143.60	100.23	72.60	72.99	75.99	465.41
2			Health & Nurtition	9.00	0.20	0.30	0.20	0.20	9.90
3			Drinking Water & Sanitation	0.00	0.00	0.00	0.00	0.00	0.00
4			<b>Total</b>	<b>152.60</b>	<b>100.43</b>	<b>72.90</b>	<b>73.19</b>	<b>76.19</b>	<b>475.31</b>
5		Infrastructure	Housing	20.00	0.00	20.00	20.00	20.00	80.00
6			Connectivity	20.00	26.00	40.00	0.00	0.00	86.00
7			Electirfication	7.02	5.00	3.50	7.62	5.35	28.49
8			<b>Total</b>	<b>47.02</b>	<b>31.00</b>	<b>63.50</b>	<b>27.62</b>	<b>25.35</b>	<b>194.49</b>
9		Sustainable livelihood Development	Irrigation	67.73	145.00	185.00	115.00	40.00	552.73
10			Land Development	0.00	0.00	0.00	0.00	0.00	0.00
11			Horticulture	45.00	35.40	21.00	8.00	29.50	138.90
12			Agriculture	98.99	92.70	79.55	95.90	60.20	427.34
13			Animal Husbandry	64.98	77.98	94.92	163.26	76.08	477.22
14			Market Link	19.10	27.00	27.00	27.00	37.00	137.10
15			Social Security	4.00	5.20	0.00	0.00	0.00	9.20
16			Promotion of SHG	0.00	0.00	0.00	0.00	0.00	0.00
17			<b>Total</b>	<b>299.80</b>	<b>383.28</b>	<b>407.47</b>	<b>409.16</b>	<b>242.78</b>	<b>1742.49</b>
18		Conservation Of Culture	157.00	92.20	72.20	72.20	72.20	465.80	
19		Capacity Building	12.64	11.00	13.00	8.10	8.10	52.84	
20		Project Management /NGO/Institucional Mechanism & Monitoring/IEC/Publication	22.56	21.64	22.55	16.70	12.06	95.51	
21		<b>Grand Total</b>	<b>691.62</b>	<b>639.55</b>	<b>651.62</b>	<b>606.97</b>	<b>436.68</b>	<b>3026.44</b>	



**Part -VI**  
**ICCD Plan for Paudi Bhuyan Rugudakudar, Deogarh for Five Years (2015-2020)**  
**( Based on Priorities indicated in Part - V)**

Sl. No.	Years	Sectors	Sub-Sectors	Annual Works proposed (along with rates)	Name of Village/ Hamlet where the proposed works is to be undertaken)	Quantity (Where applicable eg. Housing roads etc.)	Unit Cost.	Financial Target (Rs. In Lakhs)	No. of PVTG Beneficiaries (Male & Female Separately where feasible)			Implementing Agency (State Govt./UT Admb./ NGO)	Funding Source
									Total	Male	Female		
I	II	III	IV	V	VI	VII	VIII	IX	X	XI	XII	XIII	XIV
1	2015-16	Social Sector	Education	ST Boys Educational Complex (Hostel)	250 Boys	32 village	50.00	50.00	250		250	PBDA	CCD
2				Const .of Kitchen Shed	250	32 village	7.00	7.00	3890	1960	1930	PBDA	CCD
3				Water Supply Sanitation	250	32 village	7.00	7.00	3890	1960	1930	PBDA	CCD
4				Dining Hall	250	32 village	6.00	6.00	3890	1960	1930	PBDA	CCD
5				Electrification with Generator	250	32 village	5.00	5.00	3890	1960	1930	PBDA	CCD
6				Repairing and white washing School & Hostel Building	EDU. Complex	2		1.50	250		250	PBDA	Art. 275 (1)
7				Improvement of Garden	DO	1		0.50				PBDA	Art. 275 (1)
8				Construction of Hostel Building	Do	1		4.00				PBDA	Art. 275 (1)
9				Non-Recurring	250	32 village	35.00	35.00	3890	1960	1930	PBDA	CCD
10				Construction Of Gyanmandir	Kaladu	1 no.	7.50	7.50	94	49	45	BDO	W & CD
11				Construction Of Gyanmandir	Mahuldiha	1 no.	7.50	7.50	104	54	50	BDO	W & CD
12				Construction Of Gyanmandir	Golabandhakotei	1 no.	7.50	7.50	45	24	21	BDO	W & CD
13				Construction Of Gyanmandir	Gadia	1 no.	7.50	7.50	52	23	29	BDO	W & CD
14				Construction Of Gyanmandir	Debichuakotei	1 no.	7.50	7.50	157	84	73	BDO	W & CD
15				Library Book Supply & Water Supply	EDU. Complex	10		3.00				PBDA	Art. 275 (1)
16				Supply of Blanket & Sweeter	Do	250		1.00				PBDA	Art. 275 (1)
17				Repair of Toilet	Do	250		1.00				PBDA	Art. 275 (1)
18				AWC Construction	Bijadihi,Balidihi,Budh abhuin	3 no.	7.00	21.00				BDO	W & CD
19				AWC Repair	Golabandha-II,Marha	2 No.	2.00	2.00				BDO	W & CD
20				Centre facility baby toilet	Jhumpura,Pacheripan i,Marha,	3 no.	0.40	1.20				BDO	W & CD
21				Beautification of Centre	Jhumpura,Pacheripan i,Marha,Ru	3 no.	0.50	1.50				BDO	W & CD

Sl. No.	Years	Sectors	Sub-Sectors	Annual Works proposed (along with rates)	Name of Village/ Hamlet where the proposed works is to be undertaken)	Quantity (Where applicable eg. Housing roads etc.)	Unit Cost.	Financial Target (Rs. In Lakhs)	No. of PVTG Beneficiaries (Male & Female Separately where feasible)			Implementing Agency (State Govt./UT Admb./ NGO)	Funding Source
									Total	Male	Female		
I	II	III	IV	V	VI	VII	VIII	IX	X	XI	XII	XIII	XIV
22				THR	Kadalidih, Balidih, Pacharipani	3 no.	0.50	1.50				BDO	W & CD
23				HCM	Depatala	1 no.	0.63	0.63				BDO	W & CD
24				Rehabilitation Centre for drug ad diet	32 villages	32 no.	16.00	16.00	3890	1960	1930	BDO	W & CD
25				Supply of reading and writing material to school	5 villages	5 villages	0.20	1.00				PBDA	CCD
26				Supply of Dress Two pairs	5 villages	5 villages	0.40	2.00				PBDA	CCD
27				<b>Girls Educational Complex</b>									
28				ST Girls E.Complex remuneration of staff Teaching & Non-Teaching (Differential cost from OMTES)				7.03				MP/ OMTES	MoTA
29				Differential remuneration of Teaching & Non-Teaching Staff of Girl's Educational Complex.				7.60				MP	CCD
30				Sports material	10 unit	10 No.	0.30	3.00				PBDA	CCD
31				Play Ground	Bijadihi	1 No.	5.00	5.00	169	78	91	PBDA	CCD
32				Play Ground	Mahulata	1 No.	5.00	5.00	153	69	84	PBDA	CCD
33				Play Ground	Marha	1 No.	5.00	5.00	112	60	52	PBDA	CCD
34				Play Ground	Autal	1 No.	5.00	5.00	336	163	173	PBDA	CCD
35				<b>Sub-Total</b>				<b>242.96</b>				<b>PBDA</b>	
36	2015-16		<b>Health &amp; Nutrition</b>	Health Camp	32 village	32 village	5.00	5.00	3890	1960	1930	PBDA	CCD
37				Human Health Camp	4 place	4 villages	0.50	2.00				CDMO	H & FW
38				Health Remuneration	32 village	32 village	2.00	2.00	3890	1960	1930	CDMO	H & FW
39				Kitchen Garden of ST Girls Edn,Complex		1 no.	3.00	3.00				PBDA	MOTA
40				Tribal Medicare Plants	5 villages	5 no.	0.74	3.70				PBDA	CCD
41				Health Chek Up & Supply of Medicine	EDU. Complex	250		2.00				PBDA	Art. 275 (1)
42				Development of Compendium on existing Health & Nutrition Programme		60		0.06				SCSTRTI (UNICEF Support)	UNICEF
43				State Level Sentsation of Key Official of Micro Project on General Health & Nutrition Programme (2Days)		6		0.18				SCSTRTI (UNICEF Support)	UNICEF
44				Project Level Sentsation of Official & Other Functionaries of Micro Project on General Health & Nutrition Programmes (2Days)		20		0.14				MP (UNICEF Support)	UNICEF
45				State Level Orientation of key Micro Project Officials on community mobilization and immunization (3 Days)		6		0.27				SCSTRTI (UNICEF Support)	UNICEF

Sl. No.	Years	Sectors	Sub-Sectors	Annual Works proposed (along with rates)	Name of Village/ Hamlet where the proposed works is to be undertaken)	Quantity (Where applicable eg. Housing roads etc.)	Unit Cost.	Financial Target (Rs. In Lakhs)	No. of PVTG Beneficiaries (Male & Female Separately where feasible)			Implementing Agency (State Govt./UT Admb./ NGO)	Funding Source
									Total	Male	Female		
I	II	III	IV	V	VI	VII	VIII	IX	X	XI	XII	XIII	XIV
46				Project Level Orientation of key Micro Project Officials on community mobilization and immunization (3 Days)		20	0.01	0.21				MP (UNICEF Support)	UNICEF
47				State Level Orientation of key Micro Project Officials on Analmia & Sickle Cell Analmia (2 Days)		10	0.03	0.30				SCSTRTI (UNICEF Support)	UNICEF
48				Project Level Orientation of key Micro Project Officials on Analmia & Sickle Cell Analmia (2 Days)		20	0.07	0.14				MP (UNICEF Support)	UNICEF
49				Development and Printing Of Sickle Cell Student Health Card		800	0.02	0.20				MP (UNICEF)	UNICEF
50				Yearly Sickle Cell Screening of all Children (0-14 Years)		300	0.30	0.30				PBDA	CCD
51				Monthly review of Micro Projects by Collector		12	0.06	0.06				MP (UNICEF)	UNICEF
52				<b>Sub-Total</b>				<b>19.56</b>					
53	2015-16		<b>Drinking Water &amp; Sanitation</b>	Tubewell per Rs.1.25 Lakh	Bijadihi	1 No.	1.25	1.25	169	78	91	RWSS	RD
54				Tubewell	Mahulata	1 No.	1.25	1.25	153	69	84	RWSS	RD
55				Tubewell	Tainsira	2 No.	1.25	2.50	100	48	52	RWSS	RD
56				<b>Sub-Total</b>				<b>5.00</b>					
57								<b>267.52</b>					
58		<b>Infrastructure</b>	<b>Housing</b>	New Const. Of IAY =100x1.04		100	1.04	104.00	100			PR /BDO	PR.Deptt.
59				Boundry Wall for office with information and Training Center	Office Headquarter	1 No.	20.00	20.00				PBDA	CCD
60	2015-16			<b>Sub-Total</b>				<b>124.00</b>				<b>PBDA</b>	
61			<b>Connectivity</b>	Road from Autal to Kadalidihi with RCC Culvert 3 no.	Autal	500 MTR	10.00	5.00	336	163	173	PBDA	CCD
62				Road from Jamudihi to Kadalidihi with RCC Culvert 3 no.	Kadalidihi	2.km	2.50	5.00	144	73	71	PBDA	CCD
63	2015-16			Road from Balidihi to Pacheripani with RCC Culvert 8 no.	Balidihi	2.km	2.50	5.00	165	71	91	PBDA	CCD
64				Road from Gadia to Budhabhuin with RCC Culvert 4 no.	Gadia	3.km	1.34	5.00	52	23	29	PBDA	CCD
65				Construction of Road	Mahulata to Saruli	2 km		3.00				PBDA	Art. 275 (1)
66				Do	NH 49 to Golabandha Kotei	3 km		3.00				PBDA	Art. 275 (1)
67				CC Road from Manu house to Kandra house with RCC Culvert 2 no.	Khuntadiha	2km	14.00	28.00	15	7	8	RD	RD
68				Road from Haridanali to Gurusang	Purunapani	2.km	10.00	20.00	163	72	91	RD	RD
69				Village Road	Rugudakudar	1 km		3.58	371	187	184	PBDA	SCA to TSP
70				Road from Baidharanagar to Bijadihi with RCC Culvert 4 no.	baidharanagar	4.km	5.00	20.00	137	72	65	RD	RD
71				CC Road from Depatala Villagae	Depatala	2.km	12.50	25.00	62	31	31	RD	RD
72				Road from NH to Golabandhakotei	G.Kotei	3.km	5.00	15.00	45	24	21	RD	RD
73				Village CC Road	Rugudakudar	2.km	14.00	28.00	376	191	185	RD	RD

Sl. No.	Years	Sectors	Sub-Sectors	Annual Works proposed (along with rates)	Name of Village/ Hamlet where the proposed works is to be undertaken)	Quantity (Where applicable eg. Housing roads etc.)	Unit Cost.	Financial Target (Rs. In Lakhs)	No. of PVTG Beneficiaries (Male & Female Separately where feasible)			Implementing Agency (State Govt./UT Admb./ NGO)	Funding Source	
									Total	Male	Female			
I	II	III	IV	V	VI	VII	VIII	IX	X	XI	XII	XIII	XIV	
74				<b>Sub-Total</b>				<b>165.58</b>						
75			Electrification	Supply of Solar Lantern	32 Village	82	0.04	3.27	3890	1960	1930	PBDA/OREDA	CCD	
76				Solar Street Light	Budhabhuin	5.No	0.25	1.25	46	26	20	PBDA/OREDA	CCD	
77	2015-16			Solar Street Light	Balidihi	5.No.	0.25	1.25	165	74	91	PBDA/OREDA	CCD	
78				Solar Street Light	Khuntadihi	2 No.	0.25	0.50	15	7	8	PBDA/OREDA	CCD	
79					Solar Street Light	Madalia	3 No.	0.25	0.75	25	15	10	PBDA/OREDA	CCD
80					<b>Sub-Total</b>				<b>7.02</b>					
81				<b>Total</b>				<b>296.60</b>						
82		Sustainable Livelihood Project	Irrigation	Tank L100xW100xD 7.4	Bijadihi	1 no.	5.00	5.00	169	78	91	PBDA	CCD	
83				Tank L100xW100xD 7.4	Kalidihhi	1 no.	5.00	5.00	144	73	71	PBDA	CCD	
84	2015-16			Tank L100xW100xD 7.4	Balidihhi	1 no.	5.00	5.00	165	74	91	PBDA	CCD	
85				Tank L100xW100xD 7.4	Gurusang	1 no.	5.00	5.00	363	119	184	PBDA	CCD	
86					Canal	Tainsira	1 km	5.00	5.00	100	48	52	PBDA	CCD
87					Canal	Marha	½ km	10.00	5.00	112	60	52	PBDA	CCD
88					L.I point	Tainsira/Pacheripani	2no.	1.50	3.00				PBDA	CCD
89					Cross Bandha	Pacheripani	1 no.	4.23	4.73	307	171	136	PBDA	CCD
90					Bore well @ 2 Lakh	Bijadihi	1 no.	2.00	2.00	169	78	91	RWSS	RD
91					Bore well	Tainsira	1 no.	2.00	2.00	100	48	52	RWSS	RD
92					Bore well	Purunapani	1 no.	2.00	2.00	163	91	72	RWSS	RD
93					Bore well	Sarankote	1 no.	2.00	2.00	247	121	126	RWSS	RD
94					Bore well	Rugudakudar	1 no.	2.00	2.00	376	191	185	RWSS	RD
95					Bore well	Kaliapal	1 no.	2.00	2.00	51	29	22	RWSS	RD
96					Guard wall	Gurusang	2 km	10.00	20.00	363	179	184	PBDA	CCD
97					Guard wall	Siarhuli	1 km	10.00	10.00	60	31	29	PBDA	CCD
98				<b>Sub-Total</b>				<b>79.73</b>						
99			Land Development	Land Development per ac.Rs.0.20	Gurusang	50	0.20	4.00	363	179	184	BDO/ MGNRGEA	PR.Deptt.	
100														
101	2015-16			Land Development per ac.Rs.0.20	Purunapani	25 ac.	0.20	4.42	163	72	91	BDO/ MGNRGEA	PR.Deptt.	
				Land Development per ac.Rs.0.20	Rugudakudar	50 ac.	0.20	10.00	376	191	185	BDO/ MGNRGEA	PR.Deptt.	
102					Land Development per ac.Rs.0.20	Tainsira	626	0.20	4.00	100	48	52	BDO/ MGNRGEA	PR.Deptt.
103				Land Development per ac.Rs.0.20	Autal	50 ac.	0.20	10.00	336	163	173	BDO/ MGNRGEA	PR.Deptt.	

Sl. No.	Years	Sectors	Sub-Sectors	Annual Works proposed (along with rates)	Name of Village/ Hamlet where the proposed works is to be undertaken)	Quantity (Where applicable eg. Housing roads etc.)	Unit Cost.	Financial Target (Rs. In Lakhs)	No. of PVTG Beneficiaries (Male & Female Separately where feasible)			Implementing Agency (State Govt./UT Admb./ NGO)	Funding Source	
									Total	Male	Female			
I	II	III	IV	V	VI	VII	VIII	IX	X	XI	XII	XIII	XIV	
104				Do	15 Village		1.00	2.50	200	50		PBDA	SCA to TSP	
105				Land Development per	Mahulata	25 ac.	0.20	5.00	153	69	84	BDO/ MGNRGEA	PR.Deptt.	
106				<b>Sub-Total</b>				<b>39.92</b>						
107			<b>Horticulture</b>	Cashew Plantation@ Rs.10.000per Ac.	Kaladu	10 Ac.	0.10	1.00	95	52	43	ADH.D	Horticulture	
108				Depatala	Depatala	10 Ac.	0.10	1.00	62	31	31	ADH.D	Horticulture	
109	2015-16			Kadalidihi	Kadalidihi	10 Ac.	0.10	1.00	147	75	72	ADH.D	Horticulture	
110				Balidihi	Balidihi	10 Ac.	0.10	1.00	175	79	96	ADH.D	Horticulture	
111				Gadia	Gadia	10 Ac.	0.10	1.00	52	23	29	ADH.D	Horticulture	
112				Autal	Autal	10 Ac.	0.10	1.00	336	163	173	ADH.D	Horticulture	
113				Budhabhuin	Budhabhuin	10 Ac.	0.10	1.00	46	26	20	ADH.D	Horticulture	
114				Ginger Cultivation	32 village	35 Ac.	0.20	7.00					PBDA	CCD
115				Turmeric	32 village	35 Ac.	0.20	7.00					PBDA	CCD
116				Sunflower	7 SSG	20		0.80	70		70		PBDA	SCA to TSP
117				Patato Cultivation	All Villages	20 Ac.		1.20	200		200		PBDA	SCA to TSP
118				Patato Cultivation	32 village	100 ac.	0.10	10.00					PBDA	CCD
119				Banana Cultivation	6 Village	100 ac.	0.12	12.00					PBDA	CCD
120				Mango Plantation	15 village	50 ac.	0.06	3.00					PBDA	CCD
121				Cashew Plantation	15 village	20 Ac.	0.15	3.00					PBDA	CCD
122				Water Mellon	20 village	20 Ac.	0.15	3.00					PBDA	CCD
123					<b>Sub-Total</b>				<b>54.00</b>					
124			<b>Agriculture</b>	Ground Nut per ac.12,000/-	32 village	100 ac.	0.12	12.00	3890	1960	1930	Agri/PBDA	CCD	
125				Paddy @ per ac. Rs. 8,000/-	32 village	200 ac.	0.08	16.00	3890	1960	1930	Agri/PBDA	CCD	
126	2015-16			Groudnut Arhar @ 12,000/- per ac.	10 village	100 ac.	0.12	12.00				Agri/PBDA	CCD	
127				Biri @ Rs. 5,000/- per ac.	8 villages	50 ac.	0.05	2.50				Agri/PBDA	CCD	
128				Mung @ Rs. 5,000/- per ac.	8 villages	50 ac.	0.05	2.50				Agri/PBDA	CCD	
129				Maize @ 7,000/- per ac.	6 village	40 ac.	0.07	2.80				Agri/PBDA	CCD	
130				Diesel pump with HDPE pipe @ Rs.30,000/- set 3.1 HP	6 villages	2 set	1.80	3.60				Agri/PBDA	CCD	
131				Sprayer @ Rs. 1500/- per pieces	32 villages	3 piece	0.50	1.44	3890	1960	1930	Agri/PBDA	CCD	
132				Assistant for Tasar Cultivation	Moulata	20		2.00	153	69	84		PBDA	SCA to TSP
				Do	Bijadiha	20		2.00	169	79	90		PBDA	SCA to TSP
				Zinger and Turmeric Cultivation	20 village	20		1.55	40	40			PBDA	SCA to TSP
				Veg. Cultivation	30 village	60		2.05					PBDA	SCA to TSP
111					Plough with Bullock @ Rs.30.000/-	Mahulata	35 no.	0.30	10.50	153	69	84	Agri/PBDA	CCD
112				Plough with Bullock @ Rs.30.000/-	Tainsira	15 no.	0.30	4.50	100	48	52	Agri/PBDA	CCD	
113				Plough with Bullock @ Rs.30.000/-	Maraha	14 no.	0.30	4.20	112	60	52	Agri/PBDA	CCD	
114				Plough with Bullock @ Rs.30.000/-	Autal	40 no.	0.30	12.00	336	163	173	Agri/PBDA	CCD	

Sl. No.	Years	Sectors	Sub-Sectors	Annual Works proposed (along with rates)	Name of Village/ Hamlet where the proposed works is to be undertaken)	Quantity (Where applicable eg. Housing roads etc.)	Unit Cost.	Financial Target (Rs. In Lakhs)	No. of PVTG Beneficiaries (Male & Female Separately where feasible)			Implementing Agency (State Govt./UT Admb./ NGO)	Funding Source	
									Total	Male	Female			
I	II	III	IV	V	VI	VII	VIII	IX	X	XI	XII	XIII	XIV	
115				Plough with Bullock @ Rs.30.000/-	Kadalidihi	15 no.	0.30	4.50	147	75	72	Agri/PBDA	CCD	
116				Plough with Bullock @ Rs.30.000/-	Balidihi	14 no.	0.30	4.20	175	79	96	Agri/PBDA	CCD	
117					Power tiller @ Rs. 2.00/-	Bijadihi	1 no.	2.00	0.75	169	78	91	75000/-Subsidy by Agriculture	Agri
									1.25					
118					Power tiller @ Rs. 2.00/-	Mahulata	1 no.	2.00	0.75	153	69	84	Do	Agri
									0.00					
119					Power tiller @ Rs. 2.00/-	Tainisira	2 no.	2.00	1.50	100	48	52	Do	Agri
									2.50					
120					Power tiller @ Rs. 2.00/-	Maraha	1 no.	2.00	0.75	112	60	52	Do	Agri
									1.25					
121					<b>Sub-Total</b>				<b>110.34</b>					
122				<b>Animal Husbandary</b>	Poultry @ Rs.2000/-	Bijadihi	25 no.	0.02	0.50	175	79	96	Vet./PBDA	CCD
				Poultry @ Rs.2000/-	Mahulata	37 no.	0.02	0.74	153	69	84	Vet./PBDA	CCD	
123	2015-16			Poultry @ Rs.2000/-	Tainsira	20 no.	0.02	0.40	100	48	52	Vet./PBDA	CCD	
124				Poultry @ Rs.2000/-	Marha	20 no.	0.02	0.40	112	60	52	Vet./PBDA	CCD	
125				Poultry @ Rs.2000/-	Autal	35 no.	0.02	0.70	336	163	173	Vet./PBDA	CCD	
126				Poultry @ Rs.2000/-	Kadalidihi	37 no.	0.02	0.74	147	75	72	Vet./PBDA	CCD	
127				Goat rearing @ Rs.70,000/-(10+1)	Mahulata	8 no.	0.70	5.60	153	69	84	Vet./PBDA	CCD	
128				Goat rearing @ Rs.70,000/-(10+1)	Tainsira	5 no.	0.70	3.50	100	48	52	Vet./PBDA	CCD	
129				Goat rearing @ Rs.70,000/-(10+1)	Marha	7 no.	0.70	4.90	112	60	52	Vet./PBDA	CCD	
130				Goat rearing @ Rs.70,000/-(10+1)	Autal	50 no.	0.70	35.00	336	163	173	Vet./PBDA	CCD	
131				Goat rearing @ Rs.70,000/-(10+1)	Kadalidihi	15 no.	0.70	10.50	147	75	72	Vet./PBDA	CCD	
132				Animal Shed @ Rs.35,000/-	Bijadihi	25 no.	0.35	8.75	175	79	96	MGNRGEA VET.	PR.Deptt.	
133				Animal Shed @ Rs.35,000/-	Mahulata	15 no.	0.35	5.25	153	69	84	MGNRGEA VET.	PR.Deptt.	
134				Animal Shed @ Rs.35,000/-	Tainsira	10 no.	0.35	3.50	100	48	52	MGNRGEA VET.	PR.Deptt.	
135				Animal Shed @ Rs.35,000/-	Marha	25 no.	0.35	8.75	112	60	52	MGNRGEA VET.	PR.Deptt.	
136				Animal Shed @ Rs.35,000/-	Autal	20 no.	0.35	14.00	336	163	173	MGNRGEA VET.	PR.Deptt.	
137				Animal Shed @ Rs.35,000/-	Kadalidihi	30 no.	0.35	10.50	147	75	72	MGNRGEA VET.	PR.Deptt.	

Sl. No.	Years	Sectors	Sub-Sectors	Annual Works proposed (along with rates)	Name of Village/ Hamlet where the proposed works is to be undertaken)	Quantity (Where applicable eg. Housing roads etc.)	Unit Cost.	Financial Target (Rs. In Lakhs)	No. of PVTG Beneficiaries (Male & Female Separately where feasible)			Implementing Agency (State Govt./UT Admb./ NGO)	Funding Source	
									Total	Male	Female			
I	II	III	IV	V	VI	VII	VIII	IX	X	XI	XII	XIII	XIV	
138				Dairy Fram	1 SHG	10no.	2.00	2.00				PBDA	CCD	
139				<b>Sub-Total</b>				<b>115.73</b>						
140			<b>Market Link</b>		Shopping Complex @ Rs. 2.10	Kalla	1 no.	2.10	2.10				PBDA	CCD
	2015-16			Stationary Shop @ Rs.10.00	32 village	20 no.	0.50	10.00	3890	1960	1930	PBDA	CCD	
141				Grocery Shop @ Rs.5.00	7 Village	5 no.	1.00	5.00				PBDA	CCD	
					Market Complex Art Bamoparada Market	15			0.58	500	300	200	PBDA	SCA to TSP
142					Mike & Tent House @ Rs.5.00	Gurusang	1 no.	2.00	2.00	363	179	184	35% by DIC	CCD
143					<b>Sub-Total</b>				<b>19.68</b>					
144				<b>Social Security</b>	Janashree Bima				4.00	3890	1960	1930	PBDA	CCD
				<b>Sub-Total</b>				<b>4.00</b>						
145	2015-16		<b>Promotion of SHG</b>	Goatry	10 SHG	10 no.	0.70	7.00				PBDA	PR.Deptt.	
	2015-16			Sunflower	7 SHG	70 Ac.	0.10	7.00				PBDA	PR.Deptt.	
146				Poultry	10 SHG	20 no.	0.40	4.00				PBDA	PR.Deptt.	
147					Veg. Cultivation	10 SHG	20 no.	0.10	2.00			PBDA	PR.Deptt.	
148					Dairy fram	3 SHG	3 no.	2.00	6.00			PBDA	PR.Deptt.	
149					<b>Sub-Total</b>				<b>26.00</b>					
150				<b>Total</b>				<b>449.40</b>						
	2015-16		<b>Conservation of Culture</b>	Construction of Museum-cum-Culture Center	Bamparada	1 no.	45.00	45.00	3890	1960	1930	PBDA	CCD	
					Internal decoration of the Museum		1 no.	30.00	30.00				PBDA	CCD
151					Supply of costumes for dance and musical instruments		1 group	5.00	5.00				PBDA	CCD
152					Sponsoring of culture troupes for participation at District/State/National Programme		5 group	2.00	10.00				PBDA	CCD
153					Annual Tribal Sports at Micro Project level to identify the sports		20 no.	0.10	2.00				PBDA	Sports & Youth Service
154					Exposure visit to other Micro Project area		5 group	0.40	2.00				PBDA	CCD
155					Development of folk literature (Supplementary and its publication)		5 group	1.00	5.00				PBDA & ATLC	CCD
156					Mandaghara	6 village	6nos.	10.00	60.00				PBDA	CCD
157					<b>Sub-Total</b>				<b>159.00</b>					
158				<b>Capacity Building</b>	A Training Building at Bamparada	32 village	1 no.	5.00	5.00	3890	1960	1930	PBDA	CCD
	2015-16			Electrician / Training		30 m	0.10	3.00				PBDA	CCD	
159				I.T.I Training		20 m	0.10	2.00				PBDA	CCD	
160					Pisi culture Training to Individual	30 village	50 m	1.32	1.32	3890	1960	1930	PBDA	CCD
161					Animal Husbandry training @ 30,000/-	15 villages	50 m	1.32	1.32				PBDA	CCD
162					Skilled Development Training	All Villages	20 m		1.00	20	20		PBDA	SCA to TSP
				<b>Sub-Total</b>				<b>13.64</b>						

Sl. No.	Years	Sectors	Sub-Sectors	Annual Works proposed (along with rates)	Name of Village/ Hamlet where the proposed works is to be undertaken)	Quantity (Where applicable eg. Housing roads etc.)	Unit Cost.	Financial Target (Rs. In Lakhs)	No. of PVTG Beneficiaries (Male & Female Separately where feasible)			Implementing Agency (State Govt./UT Admb./ NGO)	Funding Source
									Total	Male	Female		
I	II	III	IV	V	VI	VII	VIII	IX	X	XI	XII	XIII	XIV
163		<b>Project Management/NGO Institutional Mechanism 8</b>		M.P.W Per Month Rs 5000/-*12 month = 60,000.00 +Rs1000 differential 1000x12x6	32 village	6 nos.	0.72	4.32	3890	1960	1930	PBDA	OPLEP
				Involvement of NGOs		1 no.	1.00	1.00				PBDA	CCD
164	2015-16			DOCUMENTATION & MONITORING Of 32 Village	32 villages	5 no.	0.40	2.00	3890	1960	1930	PBDA	CCD
				One Colour TV with Dish Antenna with Solar Charger to one village	10 villages	10 m	0.60	6.00				PBDA	CCD
165				Administrative Charge @2% total Cost of CCD				13.56				PBDA	CCD
166				<b>Sub-Total</b>				<b>26.88</b>					
167				<b>Total</b>				<b>1213.04</b>					











\_\_\_\_\_

\_\_\_\_\_



Yellow bar

Yellow bar


Yellow bar

Yellow bar

Pink bar

Pink bar

Pink bar





**Part -VI**  
**ICCD Plan for Paudi Bhuyan Rugudakudar, Deogarh for Five Years (2015-2020)**  
**( Based on Priorities indicated in Part - V)**

Sl. No.	Years	Sectors	Sub-Sectors	Annual Works proposed (along with rates)	Name of Village/ Hamlet where the proposed works is to be undertaken)	Quantity (Where applicable eg. Housing roads etc.)	Unit Cost.	Financial Target (Rs. In Lakhs)	No. of PTG Beneficiaries (Male & Female Separately where feasible)			Implementing Agency (State Govt./UT Admb./ NGO)	Funding Source
									Total	Male	Female		
I	II	III	IV	V	VI	VII	VIII	IX	X	XI	XII	XIII	XIV
1	2016-17	Social Sector	Education	Remuneration of Staff and const. of Hostel	ST Boys Edn Complex	250	15.00	60.00	3890	1960	1930	PBDA	CCD
2				Recurring	ST Boys Edn Complex	250	2.50	1.87	3890	1960	1930	PBDA	CCD
				Repair of Hostel & School Building	EDU. Complex	6 Rooms		2.00	250		250	PBDA	Art. 275 (1)
				Improvement of Garden	Do	1		1.00				PBDA	Art. 275 (1)
				Purchase of Library Books	Do	1		1.00				PBDA	Art. 275 (1)
				Purchase of Cut	Do	1		1.00				PBDA	Art. 275 (1)
				Repair of Toilet	Do	16		1.00				PBDA	Art. 275 (1)
3				Non-Recurring Sports,Dress	ST Boys Edn Complex	250	2.50	2.00	3890	1960	1930	PBDA	CCD
4				AWC Construction	Kadalidih, Mahulata, Tain sira	3 village	7.00	15.00				BDO	W & CD
5				AWC Repair	Siarihuli, Baidharanagar, Jalisuan	3 village	1.00	3.00				BDO	W & CD
6				Baby toilet	Baidharanagar, Jalisuan, Golabandha-	3 village	0.20	0.60				BDO	W & CD
7				Beautification of Centre	Gurusang, Depatala, Netrabahal	3 village	0.33	1.00				BDO	W & CD
8	THR	Kadalidih, Balidih	2 village	0.75	1.50				BDO	W & CD			
9	HCM	Pacheripan, Depatala	2 village	0.32	0.63				BDO	W & CD			
10	Rehabilitation Centre for drug ad diet	32 villages	32 villages	10.00	10.00	3890	1960	1930	BDO	W & CD			
11	Supply of reading and writing material to school	5 villages	5 village	0.20	1.00				PBDA	MOTA			
12	Supply of Dress Two pairs	5 villages	5 village	0.40	2.00				PBDA	MOTA			
	ST Girls E.Complex remuneration of staff Teaching & Non-Teaching (Differential cost from OMTES)			7.03					MP/ OMTES	MoTA			
	Differential remuneration of Teaching & Non-Teaching Staff of Girl's Educational Complex.			8.36					MP	CCD			
20	Sports material	10 unit	10 No.	0.30	3.00				PBDA	CCD			
21	Play Ground	Kadalidih	1 No.	5.00	5.00	147	75	72	PBDA	CCD			

Sl. No.	Years	Sectors	Sub-Sectors	Annual Works proposed (along with rates)	Name of Village/ Hamlet where the proposed works is to be undertaken)	Quantity (Where applicable eg. Housing roads etc.)	Unit Cost.	Financial Target (Rs. In Lakhs)	No. of PTG Beneficiaries (Male & Female Separately where feasible)			Implementing Agency (State Govt./UT Admb./ NGO)	Funding Source
									Total	Male	Female		
I	II	III	IV	V	VI	VII	VIII	IX	X	XI	XII	XIII	XIV
22				Play Ground	Balidihi	1 No.	5.00	5.00	175	79	96	PBDA	CCD
23				Play Ground	Gurusang	1 No.	5.00	5.00	363	179	184	PBDA	CCD
24				Play Ground	Baidharanagar	1 No.	5.00	5.00	137	72	65	PBDA	CCD
25				Play Ground	Depatala	1 No.	5.00	5.00	62	31	31	PBDA	CCD
				<b>Sub-Total</b>				<b>147.99</b>					
26	2016-17		<b>Health &amp; Nutrition</b>	Health Camp	32 village	32 village	5.00	5.00	3890	1960	1930	CDMO	H & Family Welfare
27				Human Health Camp	4 place	4 village	1.25	5.00				CDMO	H & Family Welfare
28				Health Remuneration	32 village	32 village	5.00	5.00	3890	1960	1930	CDMO	H & Family Welfare
29				Stae Level Refereser of key Officials Micro Project on COMMUNITY MOBILIZATION & IMMUNIZATION (2 Days)		6	0.03	0.18				SCSTRTI (UNICEF SUPPORT)	UNICEF
				Health Camp				1.00				PBDA	Art. 275 (1)
30				Project Level Referesher of officials & other Functionaries of Micro Project Community mobilization and immunization ( 2 Days)		20	0.07	0.14				MP(UNICEF SUPPORT)	UNICEF
31				Monthly review of Micro Projects by the Collector		12	0.05	0.06				MP(UNICEF SUPPORT)	UNICEF
32				REPRINTING OF SICKLE CELL Health card		200	0.01	0.10				MP(UNICEF)	UNICEF
33				Yearly Sickly Cell Screening of all Children (0-14 Years)	18 Villages	200	0.01	0.20				MP	CCD
34				Half Yearly Third party Monitoring of Programme Indicators,Sharing of finding and action plan filasation	18 Villages	LS	0.50	0.50				MP (UNICEF SUPPORT)	UNICEF
35				Health & Nutrition SITAN (Identification of endemic diseases and Nutritional Issues) of Microprojects		LS	4.00	4.00				MP (UNICEF SUPPORT)	UNICEF
				<b>Sub-Total</b>				<b>21.18</b>					
36	2016-17		<b>Drinking Water &amp; Sanitation</b>	Tubewell per Rs.1.25 Lakh	Marha	1 No.	1.25	1.25	112	60	52	RWSS	RD
37				Tubewell	Autal	3 No.	1.25	3.75	336	163	173	RWSS	RD
38				Tubewell	Gadia	1 No.	1.25	1.25	52	23	29	RWSS	RD
				<b>Sub-Total</b>				<b>6.25</b>					
				<b>Total</b>				<b>175.42</b>					
39	2016-17	<b>Infrastructure</b>	<b>Housing</b>	I.A.Y Required 100x1.04		10	100	1.04	104.00			BDO	PR.Deptt.
40				Repairing of IAY 100		100	0.88	8.88				PR/BDO	PR.Deptt.
				<b>Sub-Total</b>				<b>112.88</b>					
41	2016-17		<b>Connectivity</b>	Boundry Wall for office with information and Training Center	Office Headquarter	1 No.	20.00	20.00				PBDA	CCD

Sl. No.	Years	Sectors	Sub-Sectors	Annual Works proposed (along with rates)	Name of Village/ Hamlet where the proposed works is to be undertaken	Quantity (Where applicable eg. Housing roads etc.)	Unit Cost.	Financial Target (Rs. In Lakhs)	No. of PTG Beneficiaries (Male & Female Separately where feasible)			Implementing Agency (State Govt./UT Admb./ NGO)	Funding Source
									Total	Male	Female		
I	II	III	IV	V	VI	VII	VIII	IX	X	XI	XII	XIII	XIV
42				Road from Autal to Gadia	Autal	5.km	5.00	25.00	336	163	173	RD	PR.Deptt.
43				Road from Kadalidihi to Autal	Kadalidihi	4.km	5.00	20.00	147	75	72	RD	PR.Deptt.
				Construction of Road	Bijadihi to Baidharnagar	1.5 km		1.44	169			PBDA	SCA To TSP
				Construction of Road	Bijadihi to Baidharnagar	1		5.00				PBDA	Art. 275 (1)
				Construction of Road	Gurusanga	1		4.00				PBDA	Art. 275 (1)
				Construction of Road	Sarankote	1		5.00				PBDA	Art. 275 (1)
44				Road from Balidihi to Kadalidihi	Balidihi	4.km	5.00	20.00	175	79	96	RD	PR.Deptt.
45				Road from Gadia to Autal	Gadia	5.km	5.00	25.00	52	23	29	RD	PR.Deptt.
46				Road from Gurusang to Purunapani	Gurusang	3.km Pitchu	10.00	30.00	363	179	184	RD	PR.Deptt.
47				Road from Baidharanagar to Purunapani	Baidharanagar	3.km	5.00	15.00	137	72	65	BDO	PR.Deptt.
48				Road from Depatala to Kaladu	Depatala	4.km	5.00	20.00	62	31	31	BDO	PR.Deptt.
49				Road from Siarihuli to G.Kotei	Siarihuli	3.km	2.00	6.00	60	31	29	PBDA	CCD
50				Road from G.Kotei to Gurusang	Golabandhakotei	3.km	5.00	15.00	45	24	21	BDO	PR.Deptt.
51				Road from Devichuakotei to Netrabahal	Devichuakotei	2.km	5.00	10.00	149	76	73	BDO	PR.Deptt.
				<b>Sub-Total</b>				<b>221.44</b>					
52	2016-17		<b>Electrification</b>	Solar Street Light	Rugudakudar	9 No.	0.25	2.25	371	187	184	PBDA / OREDA	CCD
53				Solar Street Light	Devichuakotei	4 No.	0.25	1.00	149	76	73	PBDA / OREDA	CCD
54				Solar Street Light	Jhumpura	3 No.	0.25	0.75	95	52	43	PBDA / OREDA	CCD
				Solar Street Light	Jalisuan	4 No.	0.25	1.00	150	78	72	PBDA / OREDA	CCD
				<b>Sub-Total</b>				<b>5.00</b>					
				<b>Total</b>				<b>339.32</b>					
55	2016-17	<b>Sustainable Livelihood Project</b>	<b>Irrigation</b>	Renovation of Tank	Mahulata	1 no.	5.00	5.00	153	69	84	PBDA	CCD
56				Tank H100xW100xD 7.4	Kadalidihi	2 no.	10.00	20.00	147	75	72	PBDA	CCD
57				Tank H100xW100xD 7.4	Gadia	1 no.	10.00	10.00	52	23	29	PBDA	CCD
58				Canal	Marha	1 km	15.00	15.00	112	60	52	PBDA	CCD
59				Canal	Kadalidihi	1km.	15.00	15.00	147	75	72	PBDA	CCD
60				Cross Bandha	Kadalidihi	1 no.	20.00	20.00	147	75	72	PBDA	CCD
61				Bore well @ 2 Lakh	Bijadihi	1 no.	2.00	2.00	175	79	96	RWSS	RD
62				Bore well	Purunapani	1 no.	2.00	2.00	163	72	91	RWSS	RD

Sl. No.	Years	Sectors	Sub-Sectors	Annual Works proposed (along with rates)	Name of Village/ Hamlet where the proposed works is to be undertaken)	Quantity (Where applicable eg. Housing roads etc.)	Unit Cost.	Financial Target (Rs. In Lakhs)	No. of PTG Beneficiaries (Male & Female Separately where feasible)			Implementing Agency (State Govt./UT Admb./ NGO)	Funding Source
									Total	Male	Female		
I	II	III	IV	V	VI	VII	VIII	IX	X	XI	XII	XIII	XIV
63				Bore well	Baidharanagar	1 no.	2.00	2.00	137	72	65	RWSS	RD
64				Bore well	Sarankote	1 no.	2.00	2.00	247	121	126	RWSS	RD
65				Bore well	Rugudakudar	1 no.	2.00	2.00	376	191	185	RWSS	RD
66				Bore well	Kaliapal	1 no.	2.00	2.00	51	29	22	RWSS	RD
67				Guard wall	Kaladu	1 km	20.00	20.00	95	52	43	PBDA	CCD
68				Guard wall	Jhumpura	2 km	20.00	40.00	95	52	43	PBDA	CCD
				<b>Sub-Total</b>				<b>157.00</b>					
69	2016-17		Land Development	Land Development per ac.Rs.20.000/-	Bijadihi	20.no.	0.20	4.00	175	79	96	BDO/MGNREG A	PR.Deptt.
				Land Development	15 Village	300 Ac.		1.50	300			PBDA	SCA To TSP
70				Land Development per ac.Rs.20.000/-	Baidharanagar	20.no.	0.20	4.00	137	72	65	BDO/MGNREG A	PR.Deptt.
71				Land Development per ac.Rs.20.000/-	Sarankote	30no.	0.20	6.00	247	121	126	BDO/MGNREG A	PR.Deptt.
72				Land Development per ac.Rs.20.000/-	Debichuakotei	30no.	0.20	6.00	149	76	73	BDO/MGNREG A	PR.Deptt.
73				Land Development per ac.Rs.20.000/-	Jhumpura	20.no.	0.20	4.00	95	52	43	BDO/MGNREG A	PR.Deptt.
				<b>Sub-Total</b>				<b>25.50</b>					
74	2016-17		Horticulture	Cashew Plantation per ac.Rs.10.000	Kaladu	10 ac.	0.20	2.00	95	52	43	ADH,Deogarh	HORT.DEPT.
				Patato Cultivation	20 Village	40 ac.		2.00	40			PBDA	SCA To TSP
				Sunflower Cultivation	7 SSG	40 ac.		1.40				PBDA	SCA To TSP
				Ground Nut Cultivation	10 village	60 Ac.		2.00	60			PBDA	SCA To TSP
				Veg Cultivation	15 Village	30 ac.		2.00	150			PBDA	SCA To TSP
75				Depatala	Depatala	10 ac.	0.20	2.00	62	31	31	ADH,Deogarh	HORT.DEPT.
76				Kadalidih	Kadalidih	10 ac.	0.20	2.00	147	75	72	ADH,Deogarh	HORT.DEPT.
77				Balidih	Balidih	10 ac.	0.20	2.00	175	79	96	ADH,Deogarh	HORT.DEPT.
78				Gadia	Gadia	10 ac.	0.20	2.00	52	23	29	ADH,Deogarh	HORT.DEPT.
79				Autal	Autal	10 ac.	0.20	2.00	336	163	173	ADH,Deogarh	HORT.DEPT.
80				Budhabhuin	Budhabhuin	10 ac.	0.20	2.00	46	26	20	ADH,Deogarh	HORT.DEPT.
81				Sunflower Plantation per ac.6450/-	Rogudakudar	30 ac.	0.65	2.00	376	121	126	PBDA	CCD
82				Water melon Plantation per ac.10.000/	Gurusang	25 ac.	0.10	2.50	363	179	184	PBDA	CCD
83				Water melon Plantation per ac.10.000/	Jalisuan	25 ac.	0.10	2.50	150	78	72	PBDA	CCD
84				Ginger	Pacheripani	5 ac.	0.34	1.70	307	171	136	PBDA	CCD
85				Turmeric	Pacheripani	5 ac	0.34	1.70	307	171	136	PBDA	CCD
86				Patato	32 Villages	80 ac	0.10	8.00	220			PBDA	CCD
87				Water melon Plantation per ac.10.000/	Tainsira	25 ac.	0.10	2.50	100	48	52	PBDA/HORT	CCD
88				Water melon Plantation per ac.10.000/	Niktimal	25 ac.	0.10	2.50	55	31	24	PBDA/HORT	CCD

Sl. No.	Years	Sectors	Sub-Sectors	Annual Works proposed (along with rates)	Name of Village/ Hamlet where the proposed works is to be undertaken)	Quantity (Where applicable eg. Housing roads etc.)	Unit Cost.	Financial Target (Rs. In Lakhs)	No. of PTG Beneficiaries (Male & Female Separately where feasible)			Implementing Agency (State Govt./UT Admb./ NGO)	Funding Source
									Total	Male	Female		
I	II	III	IV	V	VI	VII	VIII	IX	X	XI	XII	XIII	XIV
89				Banana Cultivation per ac.Rs.40.000/	Tainsira	10 ac.	0.40	4.00	100	48	52	PBDA/HORT	CCD
90				Banana Cultivation	Jalisuan	10 ac.	0.40	4.00	150	78	72	PBDA/HORT	CCD
91				Banana Cultivation	Singhsal	10 ac.	0.40	4.00	33	15	18	PBDA/HORT	CCD
				<b>Sub-Total</b>				<b>56.80</b>					
92	2016-17		Agriculture	Ground Nut per ac.10.000/-	32 village	100 ac.	0.10	10.00	3890	1960	1930	PBDA/Agri	CCD
93		Paddy @ per ac. Rs. 8,000/-		32 village	200 ac.	0.08	16.00	3890	1960	1930	PBDA/Agri	CCD	
		Assistant for Tasar Cultivation		Mahulata	30		2.00	153			PBDA	SCA To TSP	
		Do		Bijadihi	30		2.00	169			PBDA	SCA To TSP	
94		Gnut Arhar @ 12,000/- per ac.		10 village	100 ac.	0.12	12.00				PBDA/Agri	CCD	
95		Biri @ Rs. 5,000/- per ac.		8 villages	50 ac.	0.05	2.50				PBDA/Agri	CCD	
96		Mung @ Rs. 5,000/- per ac.		8 villages	50 ac.	0.05	2.50				PBDA/Agri	CCD	
97		Maize @ 7,000/- per ac.		6 village	40 ac.	0.07	2.80				PBDA/Agri	CCD	
98		Diesel pump with HDPE pipe @ Rs.30,000/- set 3.1 HP		6 villages	2 set		1.80				PBDA/Agri	CCD	
99		Plough with Bullock @ Rs.30.000/-		Gadia	14 no.	0.30	4.00	52	23	29	PBDA	CCD	
100		Plough with Bullock @ Rs.30.000/-		Khuntadiha	3 no.	0.30	0.90	15	7	8	PBDA	CCD	
101		Plough with Bullock @ Rs.30.000/-		Madalia	3 no.	0.30	0.90	25	15	10	PBDA	CCD	
102		Plough with Bullock @ Rs.30.000/-		Gurusang	60 no.	0.30	18.00	363	179	184	PBDA	CCD	
103		Plough with Bullock @ Rs.30.000/-		Purunapani	25 no.	0.30	7.00	163	72	91	PBDA	CCD	
104		Plough with Bullock @ Rs.30.000/-		Baidharanagar	15 no.	0.30	5.00	137	72	65	PBDA	CCD	
105		Power tiller @ Rs.2.00/-		Gurusang	2 no.	2.00	1.50	363	179	184	PBDA	Agri	
									2.50				CCD
106	Power tiller @ Rs.2.00/-	Purunapani	1 no.	2.00	0.75	163	72	91	PBDA	Agri			
							1.25				CCD		
107	Power tiller @ Rs.2.00/-	Baidharanagar	1 no.	2.00	0.75	137	72	65	PBDA	Agri			
							1.25				CCD		
108	Power tiller @ Rs.2.00/-	Depatala	1 no.	2.00	0.75	62	31	31	PBDA	Agri			
							1.25				CCD		
109	Power tiller @ Rs.2.00/-	Siarihuli	1 no.	2.00	0.75	60	31	29	PBDA	Agri			
							1.25				CCD		
				<b>Sub-Total</b>				<b>101.20</b>					
110	2016-17		Animal Husbandary	Poultry @ Rs.2000/-	Balidih	37 no.	0.02	0.74	175	79	96	PBDA	CCD
111		Poultry @ Rs. 2000/-		Gadia	14 no.	0.02	0.28	52	23	29	PBDA	CCD	
112		Poultry @ Rs. 2000/-		Khuntadihi	3 no.	0.02	0.60	15	7	8	PBDA	CCD	
113		Poultry @ Rs. 2000/-		Madalia	6 no.	0.02	0.12	25	15	10	PBDA	CCD	
114		Poultry @ Rs. 2000/-		Gurusang	75 no.	0.02	1.50	363	179	184	PBDA	CCD	

Sl. No.	Years	Sectors	Sub-Sectors	Annual Works proposed (along with rates)	Name of Village/ Hamlet where the proposed works is to be undertaken)	Quantity (Where applicable eg. Housing roads etc.)	Unit Cost.	Financial Target (Rs. In Lakhs)	No. of PTG Beneficiaries (Male & Female Separately where feasible)			Implementing Agency (State Govt./UT Admb./ NGO)	Funding Source
									Total	Male	Female		
I	II	III	IV	V	VI	VII	VIII	IX	X	XI	XII	XIII	XIV
115				Poultry @ Rs.2000/-	Purunapani	47 no.	0.02	0.94	163	72	91	PBDA	CCD
116				Goatry @ Rs.70,000/-	Balidihi	37 no.	0.70	25.90	175	79	96	PBDA	CCD
117				Goatry @ Rs.70,000/-	Gadia	14 no.	0.70	9.80	52	23	29	PBDA	CCD
118				Goatry @ Rs.70,000/-	Khuntadihi	3 no.	0.70	2.10	15	7	8	PBDA	CCD
119				Goatry @ Rs.70,000/-	Madalia	6 no.	0.70	4.20	25	15	10	PBDA	CCD
120				Goatry @ Rs.70,000/-	Gurusang	45 no.	0.70	31.50	363	179	184	PBDA	CCD
121				Pisi culture @ Rs.10,000/-	Purunapani	1 no.	0.10	0.10	163	72	91	Fishery PBDA	CCD
122				Pisi culture @ Rs.10,000/-	Baidharnagar	1 no.	0.10	0.10	137	72	65	Fishery PBDA	CCD
123				Pisi culture @ Rs.10,000/-	Golabandha	1 no.	0.10	0.10	45	24	21	Fishery PBDA	CCD
124				Animal Shed @ Rs.35,000/-	Balidihi	14 no.	0.35	4.90	175	79	96	MGNRGA VET	PR.Deptt.
125				Animal Shed @ Rs.35,000/-	Gadia	3 no.	0.35	10.05	52	23	29	MGNRGA VET	PR.Deptt.
126				Animal Shed @ Rs.35,000/-	Khuntadihi	5 no.	0.35	1.75	15	7	8	MGNRGA VET	PR.Deptt.
127				Animal Shed @ Rs.35,000/-	Madalia	10 no.	0.35	3.50	25	15	10	MGNRGA VET	PR.Deptt.
128				Animal Shed @ Rs.35,000/-	Gurusang	30 no.	0.35	10.50	363	179	184	MGNRGA VET	PR.Deptt.
129				Animal Health Camp	32 Village	32 nos.	3.00	3.00	3890	1960	1930	MGNRGA VET	PR.Deptt.
				<b>Sub-Total</b>				<b>111.68</b>					
130	2016-17		<b>Market Link</b>	Sopping Complex @ Rs. 10.00	Bamparada	1 no.	10.00	10.00				PBDA	CCD
				Market Complex	Bamparada	15		2.00				PBDA	SCA To TSP
131				Stationary Shop @ Rs.10.00	32 village	20 no.	0.50	10.00				PBDA	CCD
132				Grocery Shop @ Rs.5.00	7 Village	5 no.	1.00	5.00				PBDA	CCD
133				Mick & Tent House @ Rs.5.00	Sarankote	1 no.	2.00	2.00	247	121	126	35% PBDA Subsidy DIC, Deogarh	CCD
				<b>Sub-Total</b>				<b>29.00</b>					
134	2016-17		<b>Social Security</b>	Janashree Bima Yojana	32 Village	500*1040	0.05	5.20	3890	1960	1930	PBDA	CCD
				<b>Sub-Total</b>				<b>5.20</b>					
135	2016-17		<b>Promotion of SHG</b>	Goatry	10 SHG	120 nos.	0.35	7.00			120	PBDA	PR.Deptt.
136				Sunflower	7 SHG	70 Ac.	0.10	7.00			70	PBDA	PR.Deptt.
137				Poultry	10 SHG	120 no.	0.20	2.00			140	PBDA	PR.Deptt.


Sl. No.	Years	Sectors	Sub-Sectors	Annual Works proposed (along with rates)	Name of Village/ Hamlet where the proposed works is to be undertaken)	Quantity (Where applicable eg. Housing roads etc.)	Unit Cost.	Financial Target (Rs. In Lakhs)	No. of PTG Beneficiaries (Male & Female Separately where feasible)			Implementing Agency (State Govt./UT Admb./ NGO)	Funding Source	
									Total	Male	Female			
I	II	III	IV	V	VI	VII	VIII	IX	X	XI	XII	XIII	XIV	
138				Veg. Cultivation	10 SHG	20 no.	0.20	2.00			200	PBDA	PR.Deptt.	
139				Dairy	3 SHG	3 no.	2.00	6.00				PBDA33.3% PBDA Subsidy by PDE	PR.Deptt.	
				<b>Sub-Total</b>				<b>24.00</b>						
				<b>Total</b>				<b>510.38</b>						
140	2016-17	Conservation of Culture		Management and Maintainance of museum-cum-cultural centre	Bamparada	1no.	10.00	10.00	3890	1960	1930	PBDA	CCD	
141				Exhibition ( State/District Level)				5.00	5.00				PBDA	CCD
142				Development of Tourist Sport	Marha	1no.	20.00	20.00	112	60	52		PBDA	CCD
143				Dev. Of Traditional dormitory As stance of observesation of Osha	32 Village	32 nos.	0.10	3.20	3890	1960	1930		PBDA	CCD
144				Other Expenses		32 nos.	1.00	1.00					PBDA	CCD
145				Dev. of IEC Materials & hands outs on Paudi Bhuyan Culture				3.00					PBDA	CCD
146				Mandaghara	5 village	5no.	10.00	50.00	175	79	96		PBDA	CCD
						<b>Sub-Total</b>				<b>92.20</b>				
147	2016-17	Capacity Building		A Training Building at Bamparada	32 village	1 no.	5.00	5.00	3890	1960	1930	PBDA	CCD	
				Skill Development Training	10 village	20		1.00					PBDA	SCA To TSP
148				Pisi culture Training	30 village	30 no.	4.00	4.00	3890	1960	1930		PBDA	CCD
149				I.T.I Training		10 no.	2.00	2.00					PBDA	CCD
				<b>Sub-Total</b>				<b>12.00</b>						
150	2016-17	Project Management/NGO Institutional Mechanism & Monitoring/IEC/Publication		M.P.W Per Month Rs 5000/-*12 month = 60,000.00 +Rs1000 differential 1000x12x6	32 village	15 no.	0.72	4.32	3890	1960	1930	PBDA	OPLEP	
151				One Colour TV with Dish Antenna with Solar Charger to one village		10 villages	0.61	6.10					PBDA	CCD
152				Involvement of NGOs				1.00	1.00				PBDA	CCD
153				DOCUMENTARI AND MONITARI of 32 village		32 village	2.00	2.00	3890	1960	1930		PBDA	CCD
						Administrative Charge @ 2% total Cost of CCD				12.54				PBDA
				<b>Sub-Total</b>				<b>25.96</b>						
				<b>Total</b>				<b>1155.28</b>						








	RD
--	----












\_\_\_\_\_

\_\_\_\_\_

\_\_\_\_\_



**Part -VI**  
**ICCD Plan for Paudi Bhuyan Rugudakudar, Deogarh for Five Years (2015-2020)**  
**( Based on Priorities indicated in Part - V)**

Sl. No.	Years	Sectors	Sub-Sectors	Annual Works proposed (along with rates)	Name of Village/ Hamlet where the proposed works is to be undertaken	Quantity (Where applicable eg. Housing roads etc.)	Unit Cost.	Financial Target (Rs. In Lakhs)	No. of PTG Beneficiaries (Male & Female Separately where feasible)			Implementing Agency (State Govt./UT Admb./ NGO)	Funding Source
									Total	Male	Female		
I	II	III	IV	V	VI	VII	VIII	IX	X	XI	XII	XIII	XIV
1	2017-18	Social Sector	Education	Remuneration of Staff ST Boys Edn Complex	32 village	250 Boys	20.00	20.00				PBDA	CCD
				Repairing of Office Room	EDU. Complex	1		3.00	250			PBDA	Art.275(1)
				Construction of Hostel Building	EDU. Complex	8		4.00				PBDA	Art.275(1)
				Purchase of Almirh	EDU. Complex	4		1.00				PBDA	Art.275(1)
				Supply of Mosquitonet	EDU. Complex			2.00				PBDA	Art.275(1)
				Purchase of Library Books	EDU. Complex			1.00				PBDA	Art.275(1)
				Construction of Bathe Room	EDU. Complex			4.00				PBDA	Art.275(1)
				Repair and Maintenance of Toilet	EDU. Complex			1.00				PBDA	Art.275(1)
2				Recurring	32 village	250	19.00	19.00				PBDA	CCD
3				Non-Recurring	32 village	250	2.00	2.00				PBDA	CCD
4				AWC Construction	Autal	336	7.00	7.00	336	163	173	BDO	W & CD
5				AWC Repair	Madalia	6 no.	0.50	3.00	25	15	10	BDO	W & CD
6				baby toilet	Bijadihi, Balidih, Bud habhuin, kadalidih, M	5 no.	0.12	0.60				BDO	W & CD
7				Beautification of Centre	Saruali, Mahulata, Madalia, Bijadihi, Tainsi	5 no.	0.20	1.00				BDO	W & CD
8				Child Friendly resource centre	Kaliapal, Gurusang	2 No.	0.10	0.20				BDO	W & CD
9				THR	Kadalidih, Balidih Pacheripani	3 No.	0.50	1.50				BDO	W & CD
10				HCM	Depatala	1 No.	0.63	0.63				BDO	W & CD
11				Rehabilitation Centre for drug ad diet	32 villages	3890	10.00	10.00	3890	1960	1930	BDO	W & CD
				ST Girls E.Complex remuneration of staff Teaching & Non-Teaching (Differential cost from				7.03				MP/ OMTES	MoTA

Sl. No.	Years	Sectors	Sub-Sectors	Annual Works proposed (along with rates)	Name of Village/ Hamlet where the proposed works is to be undertaken)	Quantity (Where applicable eg. Housing roads etc.)	Unit Cost.	Financial Target (Rs. In Lakhs)	No. of PTG Beneficiaries (Male & Female Separately where feasible)			Implementing Agency (State Govt./UT Admb./ NGO)	Funding Source
									Total	Male	Female		
I	II	III	IV	V	VI	VII	VIII	IX	X	XI	XII	XIII	XIV
				Differential remuneration of Teaching & Non-Teaching Staff of Girl's Educational Complex.				9.20				MP	CCD
12				Supply of reading and writing material to school	5 villages	5 village	0.20	1.00				PBDA	MOTA
13				Supply of Dress Two pairs	5 villages	5 village	0.40	2.00				PBDA	MOTA
21				Sports material	8 unit	8 No.	0.30	2.40				PBDA	CCD
22				Play Ground	Siarihuli	1 No.	5.00	5.00	60	31	29	PBDA	CCD
23				Play Ground	Golabandha	1 No.	5.00	5.00	45	24	21	PBDA	CCD
24				Play Ground	Kaladu	1 No.	5.00	5.00	95	52	43	PBDA	CCD
25				Play Ground	Devichuakotei	1 No.	5.00	5.00	149	76	73	PBDA	CCD
				<b>Sub-Total</b>				<b>122.56</b>					
26	2017-18		Health & Nutrition	Health Camp	32 village	32 village	3.00	3.00	3890	1960	1930	CDMO	H & FW Deptt.
27				Human Health Camp	4 place	4 village	1.25	5.00				CDMO	H & FW Deptt.
28				Health Remuneration	32 village	32 village	5.00	5.00	3890	1960	1930	CDMO	H & FW Deptt.
29				State Level Refresher of key official Micro Project on General Health & Nutrition Programmes (2 Days)		6	0.03	0.18				SCSTRTI	UNICEF
30				Project Level Refresher of official & other Functionaries of Micro Project on General Health Nutrition Programmes (2 Days)		20	0.07	0.14				MP (UNICEF)	UNICEF
31				Monthly Review of Micro Projects by the Collector		12	0.05	0.06				MP (UNICEF)	UNICEF
32				Reprinting of Sickle Cell Health Card		100	0.05	0.05				MP (UNICEF)	UNICEF
33				Half Yearly Third Party Monitoring Of Programme Indicators, Sharing of finding and Action Plan finalisation	18 Villages	LS	0.50	0.50				MP (UNICEF)	UNICEF
34				Sickle cell Screening of children(0-14 years)		300	0.01	0.30				MP	CCD
35				Project Level training on innovative communication IPC tools for Improving infant & Young Children Practices (Orientation of Front Line Workers on Counselling techniques and child feedind Practies) (2Days)		30	0.07	0.21				MP (UNICEF)	UNICEF
				<b>Sub-Total</b>				<b>14.44</b>					
36	2017-18		Drinking Water & Sanitation	Tubewell per Rs.1.25 Lakh	Khuntadihi	1 No.	1.25	1.25	15	7	8	RWSS	RD



Sl. No.	Years	Sectors	Sub-Sectors	Annual Works proposed (along with rates)	Name of Village/ Hamlet where the proposed works is to be undertaken)	Quantity (Where applicable eg. Housing roads etc.)	Unit Cost.	Financial Target (Rs. In Lakhs)	No. of PTG Beneficiaries (Male & Female Separately where feasible)			Implementing Agency (State Govt./UT Admb./ NGO)	Funding Source
									Total	Male	Female		
I	II	III	IV	V	VI	VII	VIII	IX	X	XI	XII	XIII	XIV
37				Tubewell	Gurusang	2 No.	1.25	2.50	363	179	184	RWSS	RD
38				Tubewell	Purunapani	2 No.	1.25	2.50	163	72	91	RWSS	RD
				<b>Sub-Total</b>				<b>6.25</b>					
				<b>Total</b>				<b>143.25</b>					
39	2017-18	Infrastructure	Housing	I.Y.A Required 1.04		100	1.04	104.00				PD,DRDA	RD
40				Boundry Wall for office with information and Training Center	Office Headquarter	1 No.	20.00	20.00				PBDA	CCD
				<b>Sub-Total</b>				<b>124.00</b>					
41	2017-18		Connectivity	Road from Mahulata Village to Saruali	Mahulata	4 km	2.25	10.00	153	69	84	BDO	PR.Deptt.
42				Road from Kadalidihhi to Bijadihi	Kadalidihhi	6.km	5.00	30.00	147	75	72	BDO	PR.Deptt.
				Construction of Road	Maulata to Saruli	3 km		5.00				PBDA	SCA to TSP
				CC Road	Gurusang	1 km		4.00				PBDA	SCA to TSP
				CC Road	Rugudakudar	1		5.00				PBDA	Art.275(1)
				CC Road	Netrabahal	1		3.00				PBDA	Art.275(1)
43				Road from Balidihhi to Mahuldihha	Balidihhi	4.km	5.00	20.00	175	79	96	BDO	PR.Deptt.
44				Road from Gadia to Kadalidihhi	Gadia	6.km	5.00	30.00	52	23	29	BDO	PR.Deptt.
45				CC Road from Talasahi Gurusang	Gurusang	1.km	28.00	28.00	363	179	184	BDO	PR.Deptt.
46				Road from Depatala to Balidihhi	Depatala	5.km	5.00	25.00	62	31	31	BDO	PR.Deptt.
47				Road from Netrabahal to Kotei	Netrabahal	2.km morum	5.00	10.00	22	8	14	RD	RD
48				Road from Kaladu to Depatala	Kaladu	4.km	5.00	20.00	95	52	43	RD	RD
49				Road from Debichuakotei to Sarankote	Devichuakotei	2.km	28.00	56.00	149	76	73	RD	RD
50				Village road from Majhisahi Rugudakudar	Rugudakudar	2.km	5.00	10.00	376	191	185	PBDA	CCD
51				Road from Pacheripani to Depatala	Pacheripani	6.km	5.00	30.00	307	171	136	PBDA	CCD
				<b>Sub-Total</b>				<b>286.00</b>					
52	2017-18		Electrification	Solar Street Light	Gadia	4 No.	0.25	1.00	52	23	29	PBDA/OREDA	CCD
53				Solar Street Light	Pacheripani	4 No.	0.25	1.00	307	171	136	PBDA/OREDA	CCD
54				Solar Street Light	Bijadihi	3 No.	0.25	0.75	165	74	91	PBDA/OREDA	CCD
55				Solar Street Light	Mahulata	3 No.	0.25	0.75	153	69	84	PBDA/OREDA	CCD
				<b>Sub-Total</b>				<b>3.50</b>					
				<b>Total</b>				<b>413.50</b>					
56	2017-18	Sustainable Livelihood Project	Irrigation	Renovation of Tank	Bijadihi	1 no.	5.00	5.00	165	74	91	PBDA	CCD
57				Tank H100xW100xD 7.4	Autal	3 no.	10.00	30.00	336	163	173	PBDA	CCD
58				Renovation of Tank	Gurusang	1 no.	5.00	5.00	363	179	184	PBDA	CCD
59				Renovation of Tank	Siarihuli	1 no.	5.00	5.00	60	31	29	PBDA	CCD
60				Tank H100xW100xD 7.4	Kaladu	1 no.	10.00	10.00	95	52	43	PBDA	CCD

Sl. No.	Years	Sectors	Sub-Sectors	Annual Works proposed (along with rates)	Name of Village/ Hamlet where the proposed works is to be undertaken)	Quantity (Where applicable eg. Housing roads etc.)	Unit Cost.	Financial Target (Rs. In Lakhs)	No. of PTG Beneficiaries (Male & Female Separately where feasible)			Implementing Agency (State Govt./UT Admb./ NGO)	Funding Source
									Total	Male	Female		
I	II	III	IV	V	VI	VII	VIII	IX	X	XI	XII	XIII	XIV
61				Tank H100xW100xD 7.4	Devichukotei	1 no.	10.00	10.00	149	76	73	PBDA	CCD
62				Renovation of Tank	Sarankote	1 no.	5.00	5.00	247	121	126	PBDA	CCD
63				Cross Bandha	Gadia	1 no.	15.00	15.00	52	23	29	PBDA	CCD
64				Cross Bandha	Gurusang	1 no.	15.00	15.00	363	179	184	PBDA	CCD
65				Cross Bandha	Baidharanagar	1 no.	15.00	15.00	137	72	65	PBDA	CCD
66				Canal	Depatala	1km.	10.00	10.00	62	31	31	PBDA	CCD
67				Canal	Rugudakudar	1 km	10.00	10.00	376	191	185	PBDA	CCD
68				Canal	Budhabhuin	1 km	10.00	10.00	46	26	20	PBDA	CCD
69				Bore well @ 2 Lakh	Bijadihi	1 no.	2.00	2.00	169	78	91	RWSS	RD
70				Bore well @ 2 Lakh	Mahulata	1 no.	2.00	2.00	153	69	84	RWSS	RD
71				Bore well @ 2 Lakh	Purunapani	1 no.	2.00	2.00	163	72	91	RWSS	RD
72				Bore well @ 2 Lakh	Baidharanagar	1 no.	2.00	2.00	137	72	65	RWSS	RD
73				Bore well @ 2 Lakh	Depatala	1 no.	2.00	2.00	62	31	31	RWSS	RD
74				Bore well @ 2 Lakh	Sarankote	1 no.	2.00	2.00	247	121	126	RWSS	RD
75				Bore well @ 2 Lakh	Rugudakudar	1 no.	2.00	2.00	376	191	185	RWSS	RD
76				Bore well @ 2 Lakh	Kaliapal	1 no.	2.00	2.00	51	29	22	RWSS	RD
77				Guard wall	Rugudakudar	1 km	20.00	20.00	376	191	185	PBDA	CCD
78				Guard wall	Niktimal	1 km	20.00	20.00	55	31	24	PBDA	CCD
				<b>Sub-Total</b>				<b>201.00</b>					
79	2017-18		Land Development	Land Development per Ac.Rs.20.000/-	Kaladu	20 ac.	0.20	4.00	95	52	43	BDO	PR.Deptt.
80				Land Development per Ac.Rs.20.000/-	Golabandha	10 ac	0.20	2.00	45	24	21	BDO MGNRGEA	PR.Deptt.
				Land Development		3 Ac.		2.00				PBDA	SCA to TSP
81				Land Development per Ac.Rs.20.000/-	Depatala	10 ac	0.20	2.00	62	31	31	BDO MGNRGEA	PR.Deptt.
82				Land Development per Ac.Rs.20.000/-	Siarihuli	10 ac	0.20	2.00	60	31	31	BDO MGNRGEA	PR.Deptt.
83				Land Development per Ac.Rs.20.000/-	Budhabhuin	10 ac	0.20	2.00	46	26	26	BDO MGNRGEA	PR.Deptt.
84				Land Development per Ac.Rs.20.000/-	Tainsira	20 ac	0.20	4.00	100	48	48	BDO MGNRGEA	PR.Deptt.
85				Land Development per Ac.Rs.20.000/-	Pacheripani	30 ac	0.20	6.00	307	171	171	BDO MGNRGEA	PR.Deptt.
				<b>Sub - Total</b>				<b>24.00</b>					
86	2017-18		Horticulture	Cashew Plantation (wadi) per ac.Rs.10.000	Kaladu	10 ac.	0.20	2.00	95	52	43	ADH.D	Hort.
87				Depatala	Depatala	10 ac.	0.20	2.00	62	31	31	ADH.D	Hort.
				Banana Plantation	Jalisuan	20		2.00				PBDA	SCA to TSP
				Water melon	20 SSG	20 Ac.		1.50				PBDA	SCA to TSP
				Sunflower	7 SSG	30 Ac.		2.00				PBDA	SCA to TSP
88				Kadalidihi	Kadalidihi	10 ac.	0.20	2.00	147	75	72	ADH.D	Hort.
89				Balidihi	Balidihi	10 ac.	0.20	2.00	175	79	96	ADH.D	Hort.
90				Gadia	Gadia	10 ac.	0.20	2.00	52	23	29	ADH.D	Hort.



Sl. No.	Years	Sectors	Sub-Sectors	Annual Works proposed (along with rates)	Name of Village/ Hamlet where the proposed works is to be undertaken)	Quantity (Where applicable eg. Housing roads etc.)	Unit Cost.	Financial Target (Rs. In Lakhs)	No. of PTG Beneficiaries (Male & Female Separately where feasible)			Implementing Agency (State Govt./UT Admb./ NGO)	Funding Source
									Total	Male	Female		
I	II	III	IV	V	VI	VII	VIII	IX	X	XI	XII	XIII	XIV
91				Autal	Autal	10 ac.	0.20	2.00	336	163	173	ADH.D	Hort.
92				Budhabhuin	Budhabhuin	10 ac.	0.20	2.00	46	26	20	ADH.D	Hort.
93				Sunflower Plantation per ac.6450/-	Rogudakudar	30 ac.	0.10	3.00	376	191	185	PBDA	CCD
94				Water melon Plantation per ac.10.000/	Gurusang	25 ac.	0.10	2.50	363	179	184	PBDA	CCD
95				Water melon Plantation per ac.10.000/	Jalisuan	25 ac.	0.10	2.50	150	78	72	PBDA	CCD
96				Water melon Plantation per ac.10.000/	Tainsira	25 ac.	0.10	2.50	100	48	52	PBDA	CCD
97				Water melon Plantation per ac.10.000/	Niktimal	25 ac.	0.10	2.50	55	31	24	PBDA	CCD
98				Patato Cultivation	32 villages	80ac	0.10	8.00	225			PBDA	CCD
				<b>Sub-Total</b>				<b>40.50</b>					
99	2017-18		<b>Agriculture</b>	Ground Nut per ac.10.000/-	32 village	100 ac.	0.10	10.00	3890	1960	1930	Agri/PBDA	CCD
100				Paddy @ per ac. Rs. 8,000/-	32 village	200 ac.	0.08	16.00	3890	1960	1930	Agri/PBDA	CCD
101				Gnut Arhar @ 12,000/- per ac.	10 village	100 ac.	0.12	14.40				Agri/PBDA	CCD
102				Biri @ Rs. 5,000/- per ac.	8 villages	50 ac.	0.05	2.50				Agri/PBDA	CCD
103				Mung @ Rs. 5,000/- per ac.	8 villages	50 ac.	0.05	2.50				Agri/PBDA	CCD
				Power tiller	Tainsira	1		1.50				PBDA	SCA to TSP
104				Maize @ 7,000/- per ac.	6 village	40 ac.	0.07	2.80				Agri/PBDA	CCD
105				Diesel pump with HDPE pipe @ Rs.30,000/- set 3.1 HP	6 villages	1 set	0.30	3.60				Agri/PBDA	CCD
106				Plough with Bullock @ Rs.30.000/-	Depatala	5 no.	0.30	1.50	62	31	31	PBDA	CCD
107				Plough with Bullock @ Rs.30.000/-	Siarhuli	10 no.	0.30	3.00	60	31	29	PBDA	CCD
108				Plough with Bullock @ Rs.30.000/-	Golabandha	5 no.	0.30	1.50	45	24	21	PBDA	CCD
109				Plough with Bullock @ Rs.30.000/-	Kaladu	15 no.	0.30	5.00	95	52	43	PBDA	CCD
110				Plough with Bullock @ Rs.30.000/-	Mahuldiha	20 no.	0.30	6.00	101	53	48	PBDA	CCD
111				Plough with Bullock @ Rs.30.000/-	Debichukotei	25 no.	0.30	7.00	157	84	73	PBDA	CCD
112				Power tiller @ Rs.2.00/-	Debichukotei	1 no.	2.00	0.75	157	84	73	PBDA	Agri
								1.25					CCD
113				Power tiller @ Rs.2.00/-	Sarankote	1 no.	2.00	0.75	247	121	126	PBDA	Agri
								1.25					CCD
114				Power tiller @ Rs.2.00/-	Rugudakudar	3 no.	2.00	0.75	376	191	185	PBDA	Agri
								1.25					CCD
				<b>Sub-Total</b>				<b>83.30</b>					
115	2017-18		<b>Animal Husbandary</b>	Poultry @ Rs.2000/-	Baidharnagar	25 no.	0.02	0.50	137	72	65	PBDA	CCD
116				Poultry @ Rs.2000/-	Depatala	9 no.	0.02	0.18	62	31	31	PBDA	CCD
117				Poultry @ Rs.2000/-	Siarhuli	15 no.	0.02	0.30	60	31	29	PBDA	CCD
118				Poultry @ Rs.2000/-	Golabandha	8 no.	0.02	0.16	45	24	21	PBDA	CCD
119				Poultry @ Rs.2000/-	Kaladu	23 no.	0.02	0.46	95	52	43	PBDA	CCD
120				Poultry @ Rs.2000/-	Mahuldiha	21 no.	0.02	0.42	101	53	48	PBDA	CCD

Sl. No.	Years	Sectors	Sub-Sectors	Annual Works proposed (along with rates)	Name of Village/ Hamlet where the proposed works is to be undertaken	Quantity (Where applicable eg. Housing roads etc.)	Unit Cost.	Financial Target (Rs. In Lakhs)	No. of PTG Beneficiaries (Male & Female Separately where feasible)			Implementing Agency (State Govt./UT Admb./ NGO)	Funding Source
									Total	Male	Female		
I	II	III	IV	V	VI	VII	VIII	IX	X	XI	XII	XIII	XIV
121				Goatry @ Rs.70,000/-	Baidharnagar	20 no.	0.70	14.00	137	72	65	PBDA	CCD
122				Goatry @ Rs.70,000/-	Depatala	9 no.	0.70	6.30	62	31	31	PBDA	CCD
123				Goatry @ Rs.70,000/-	Siarihuli	10 no.	0.70	7.00	60	31	29	PBDA	CCD
124				Goatry @ Rs.70,000/-	Golabandha	7 no.	0.70	4.90	45	24	21	PBDA	CCD
125				Goatry @ Rs.70,000/-	Kaladu	24 no.	0.70	16.80	95	52	43	PBDA	CCD
126				Animal Health Camp	4 Place	4 village	0.75	3.00				PBDA	CCD
127				Goatry @ Rs.70,000/-	Mahuldiha	18 no.	0.70	12.60	101	53	48	MGNRGEA VET.	CCD
128				Animal Shed @ Rs.35,000/-	Purunapani	30 no.	0.35	10.50	163	72	91	MGNRGEA VET.	CCD
129				Animal Shed @ Rs.35,000/-	Depatala	5 no.	0.35	1.75	62	31	31	MGNRGEA VET.	CCD
130				Animal Shed @ Rs.35,000/-	Siarihuli	10 no.	0.35	3.50	60	31	29	MGNRGEA VET.	CCD
131				Animal Shed @ Rs.35,000/-	Golabandha	5 no.	0.35	1.75	45	24	21	MGNRGEA VET.	CCD
132				Animal Shed @ Rs.35,000/-	Kaladu	15 no.	0.35	5.25	95	52	43	MGNRGEA VET.	CCD
133				Animal Shed @ Rs.35,000/-	Mahuldiha	15 no.	0.35	5.25	101	53	48	MGNRGEA VET.	CCD
134				Pisi culture @ Rs.10,000/-	Debichakotei	1 no.	0.10	0.10	149	76	73	PBDA	CCD
135				Pisi culture @ Rs.10,000/-	Sarankote	1 no.	0.10	0.10	247	121	126	PBDA	CCD
136				Pisi culture @ Rs.10,000/-	Rugudakudar	1 no.	0.10	0.10	376	191	185	PBDA	CCD
				<b>Sub-Total</b>				<b>94.92</b>					
137	2017-18		Market Link	Market Complex @ Rs. 10.00	Tainsira	1 no.	10.00	10.00	100	48	52	PBDA	CCD
138				Stationary Shop @ Rs.10.00	32 village	20 no.	0.50	10.00	3890	1960	1930	PBDA	CCD
139				Grocery Shop @ Rs.5.00	7 Village	5 no.	1.00	5.00				PBDA	CCD
140				Mick & Tent House @ Rs.5.00	Rugudakudar	1 no.	2.00	2.00	376	191	185	35%Subsidy by DIC	CCD
				<b>Sub-Total</b>				<b>27.00</b>					
141	2017-18		Social Security					0.00					
				<b>Sub-Total</b>				<b>0.00</b>					
142	2017-18		Promotion of SHG	Goatry	10 SHG	10 SHG	0.35	3.50				PBDA	PR.Deptt.
143				Sunflower	7 SHG	70 Ac.	0.10	7.00				PBDA	PR.Deptt.
144				Poultry 2000/-	10 SHG	20 no.	0.20	4.00				PBDA	PR.Deptt.
145				Veg. Cultivation	10 SHG	20 no.	0.10	2.00				PBDA	PR.Deptt.
146				Dairy Farm	3 SHG	3 no.	0.10	3.00				VET./PBDA	PR.Deptt.
				<b>Sub-Total</b>				<b>19.50</b>					
				<b>Total</b>				<b>490.22</b>					
147	2017-18		Conservation of Culture	Management and Maintainance of museum-cum-cultural centre	Bamparada	1no.	10.00	10.00	3890	1960	1930	PBDA	CCD
148				Exhibition ( State/District Level)		2 No.	5.00	5.00				PBDA	CCD
149				Development of Tourist Sport	Rugudakudar	1no.	20.00	20.00	112	60	52		Tourism & Culture

Sl. No.	Years	Sectors	Sub-Sectors	Annual Works proposed (along with rates)	Name of Village/ Hamlet where the proposed works is to be undertaken)	Quantity (Where applicable eg. Housing roads etc.)	Unit Cost.	Financial Target (Rs. In Lakhs)	No. of PTG Beneficiaries (Male & Female Separately where feasible)			Implementing Agency (State Govt./UT Admb./ NGO)	Funding Source
									Total	Male	Female		
I	II	III	IV	V	VI	VII	VIII	IX	X	XI	XII	XIII	XIV
150				Dev. Of Traditional dormitory As stance of observation of Osha	32 Village	32 nos.	0.10	3.20	3890	1960	1930	PBDA	CCD
151				Other Expenses		32 nos.	1.00	1.00				PBDA	CCD
152				Dev. of IEC Materials & hands outs on Paudi Bhuyan Culture	32	32	3.00	3.00				PBDA	CCD
153				Mandaghara	5 village	5no.	10.00	50.00	175	79	96	PBDA	CCD
				<b>Sub-Total</b>				<b>92.20</b>					
154	2017-18	<b>Capacity Building</b>		Carpenter training	32 village	30 no.	0.20	6.00				PBDA	CCD
				Skill Development Centre	20 Village	20		1.00				PBDA	SCA to TSP
155				I.T.I Training		10 no.	0.70	7.00				PBDA	CCD
				<b>Sub-Total</b>				<b>14.00</b>				PBDA	
156	2017-18	<b>Project Management/NGO Institutional Mechanism &amp; Monitoring / IEC/ Publication</b>		M.P.V Per Month Rs 5000/-*12 month = 60,000.00 +Rs1000 differential 1000x12x6	32 village	6 no.	0.72	4.32	3890	1960	1930	PBDA	OPLEP
157				One Colour TV with Dish Antenna with Solar Charger to one village	10 villages	10 village	0.63	6.30				PBDA	CCD
158				Involvement of NGOs		1 no.	1.50	1.50				PBDA	CCD
159				DOCUMENTARI AND MONITARI of 32 village	32 village	1 no.	2.00	2.00	3890	1960	1930	PBDA	CCD
				Administrative Charge @2% total Cost of CCD				12.75				PBDA	CCD
	2017-18			<b>Sub-Total</b>				<b>26.87</b>					
				<b>Total</b>				<b>1180.04</b>					













Yellow bar

Yellow bar

Yellow bar

Yellow bar

Pink bar

Horizontal bar 1 (light red)

Horizontal bar 2 (light red)

Horizontal bar 3 (light red)  
Horizontal bar 4 (light green)

**Part -VI**  
**ICCD Plan for Paudi Bhuyan Rugudakudar, Deogarh for Five Years (2015-2020)**  
**( Based on Priorities indicated in Part - V)**

Sl. No.	Years	Sectors	Sub-Sectors	Annual Works proposed (along with rates)	Name of Village/ Hamlet where the proposed works is to be undertaken)	Quantity (Where applicable eg. Housing roads etc.)	Unit Cost.	Financial Target (Rs. In Lakhs)	No. of PTG Beneficiaries (Male & Female Separately where feasible)			Implementing Agency (State Govt./UT Admb./ NGO)	Funding Source		
									Total	Male	Female				
I	II	III	IV	V	VI	VII	VIII	IX	X	XI	XII	XIII	XIV		
1	2018-19	Social Sector	Education	Remuneration of Staff and Hostel Building	32 Village	250	20.92	20.92	3890	1960	1930	PBDA	CCD		
2				Recurring	32 Village	250	18.75	18.75	3890	1960	1930	PBDA	CCD		
3				Non-Recurring	32 Village	250	2.00	2.00	3890	1960	1930	PBDA	CCD		
4				Child facility resource centre	Rugudakudar, Sarua I	2 No.	0.10	0.20				BDO	W & CD		
5				THR	Kadalidihi, Balidihi, P aceripani	3 No.	0.50	1.50				BDO	W & CD		
6				HCM	Depatala	1 no	0.63	0.63				BDO	W & CD		
7				Rehabilitation Centre for drug ad diet	32 villages	32 village	10.00	10.00	3890	1960	1930	BDO	W & CD		
				ST Girls E. Complex remuneration of staff Teaching & Non-Teaching (Differential cost from						7.03				MP/ OMTES	MoTA
				Differential remuneration of Teaching & Non- Teaching Staff of Girl's Educational Complex.						10.12				MP	CCD
				Construction of School Front Filled by Tiles	EDU Complex	1		5.00	250					PBDA	Art. 275(1)
				Do	Do	1		5.00						PBDA	Art. 275(1)
				Supply of Nutrition FOOD	Do			2.00						PBDA	Art. 275(1)
8				Supply of reading and writing material to school	5 villages	5 village	0.20	1.00						PBDA	MOTA
9				Supply of Dress Two pairs	5 villages	5 village	0.40	2.00						PBDA	MOTA
17				Sports material	4 unit	4 No.	0.30	1.20						PBDA	CCD
18				Play Ground	Sarankote	1 No.	5.00	5.00	247	121	126	PBDA	CCD		
19				Play Ground	Rugudakudar	1 No.	5.00	5.00	376	191	185	PBDA	CCD		
20				Play Ground	Kaliapal	1 No.	5.00	5.00	51	29	22	PBDA	CCD		
21				Play Ground	Jalisuan	1 No.	5.00	5.00	150	78	72	PBDA	CCD		

Sl. No.	Years	Sectors	Sub-Sectors	Annual Works proposed (along with rates)	Name of Village/ Hamlet where the proposed works is to be undertaken)	Quantity (Where applicable eg. Housing roads etc.)	Unit Cost.	Financial Target (Rs. In Lakhs)	No. of PTG Beneficiaries (Male & Female Separately where feasible)			Implementing Agency (State Govt./UT Admb./ NGO)	Funding Source	
									Total	Male	Female			
I	II	III	IV	V	VI	VII	VIII	IX	X	XI	XII	XIII	XIV	
				<b>Sub-Total</b>				<b>107.35</b>						
22	2018-19		<b>Health &amp; Nutrition</b>	Health Camp	32 village	32 village	3.00	3.00	3890	1960	1930	CDMO	H & family Welfair	
23				Human Health Camp	4 place	4 village	1.25	5.00				CDMO	H & family Welfair	
24					Health Remuneration	32 village	32 village	5.00	5.00	3890	1960	1930	CDMO	H & family Welfair
25					Monthly review of Micro Project by the Collector		1 village	0.06	0.06				MP(UNICEF)	UNICEF
26					Reprinting of Sickle Cell Student Health Card		100	0.05	0.05				MP(UNICEF)	UNICEF
27					Project Level Training of officials and Field Functionaries (Health & ICDS, SC & STs) Women SHGs on improving womens Nutrition (SWABHIMAAN) 2 Days		25	0.20	0.20				MP(UNICEF)	UNICEF
28					Yearly Sickle Cell Screening of children		200	0.20	0.20				MP	CCD
29					Half Yearly Third Party Monitoring Of Programme Indicators, Sharing of finding and Action Plan finalisation	18 Villages	18 village	0.50	0.50				MP(UNICEF)	UNICEF
30					Project Level REFRESHER training on innovative communication IPC tools for Improving infant & Young Children Practices (Orientation of Front Line Workers on Counselling techniques and child feedind Practies) (2Days)		30	0.07	0.21				MP(UNICEF)	UNICEF
					<b>Sub-Total</b>				<b>14.22</b>					
31	2018-19		<b>Drinking Water &amp; Sanitation</b>	Tubewell per Rs.1.25 Lakh	Baidharanagar	1 No.	1.25	1.25	137	72	65	RWSS	RD	
32				Tubewell	Depatala	2 No.	1.25	2.50	62	31	31	RWSS	RD	
					Drinking water supply	Bijadihi	1		5.00				PBDA	Art. 275(1)
					Water Supply	Debichuakotei	1		5.00				PBDA	Art. 275(1)
33					Tubewell	Mahuldiha	3 No.	1.25	3.75	101	53	48	RWSS	RD
34					Tubewell	Devichuakotei	1 No.	1.25	1.25	157	84	73	RWSS	RD
				<b>Sub-Total</b>				<b>18.75</b>						
				<b>Total</b>				<b>140.32</b>						
35	2018-19	<b>Infrastructure</b>	<b>Housing</b>	I.A.Y Required 1.04	100	100	1.04	104.00				BDO	PR. DEPT.	
36				Boundry Wall for office with information and Training Center	Office Headquarter	1 No.	20.00	20.00				PBDA	CCD	
				<b>Sub-Total</b>				<b>124.00</b>						
37	2018-19		<b>Connectivity</b>	Road from Kadalidhi to Balidih	Kadalidhi	5.km morum	6.00	30.00	147	75	72	RD	RD	
38				Road from Depatala to Bhaliaguda	Depatala	4.km	5.00	20.00	62	31	31	RD	RD	

Sl. No.	Years	Sectors	Sub-Sectors	Annual Works proposed (along with rates)	Name of Village/ Hamlet where the proposed works is to be undertaken)	Quantity (Where applicable eg. Housing roads etc.)	Unit Cost.	Financial Target (Rs. In Lakhs)	No. of PTG Beneficiaries (Male & Female Separately where feasible)			Implementing Agency (State Govt./UT Admb./ NGO)	Funding Source	
									Total	Male	Female			
I	II	III	IV	V	VI	VII	VIII	IX	X	XI	XII	XIII	XIV	
				Construction of Road	Gurusang to Purunapani	1		5.00				PBDA	Art. 275(1)	
39				Village CC road from Kaladu	Kaladu	1 ½ km	10.00	15.00	95	52	43	RD	RD	
40				Road from Debichuakotei to Bamparada (Pitchu)	Devichuakotei	3.km	30.00	90.00	157	84	73	RD	RD	
41				Village CC road from Sankardihi Sahi Rugudakudar	Rugudakudar	1.km	28.00	28.00	376	191	185	RD	RD	
42				Village CC road from Jalisuan	Jalisuan	2.km	28.00	56.00	150	78	72	RD	RD	
43				Road from Budhabhuin to Bonai	Budhabhuin	2 ½ km	8.00	20.00	46	26	20	RD	RD	
44				Road from Budhabhuin to Gadia	Budhabhuin	4.km	5.00	20.00	46	26	20	RD	RD	
45				Village CC road from Pacheripani	Pacheripani	2.km	28.00	56.00	307	171	136	RD	RD	
				<b>Sub-Total</b>				<b>340.00</b>						
46	2018-19		Electrification	Solar Street Light	Niktimal	4 No.	0.25	1.00	55	31	24	PBDA/ OREDA	CCD	
47				Solar Street Light	Marha	10 No.	0.25	2.50	112	60	52	PBDA/ OREDA	CCD	
48				Solar Street Light	Kadalidihhi	10 No.	0.25	2.50	147	75	72	PBDA/ OREDA	CCD	
49				Solar Street Light	Gurusang	6 No.	0.25	1.50	363	179	184	PBDA/ OREDA	CCD	
50				Maintenance of Solar Light	5 villages		0.12	0.12					PBDA/ OREDA	CCD
				<b>Sub-Total</b>				<b>7.62</b>						
				<b>Total</b>				<b>471.62</b>						
51	2018-19	Sustainable Livelihood Project	Irrigation	Renovation of Tank	Mahulata	1 no	5.00	5.00	153	69	84	PBDA	CCD	
52					Renovation of Tank	Debichuakotei	1 no	5.00	5.00	157	84	73	PBDA	CCD
53					Tank H100xW100xD 7.4	Rugudakudar	1 no.	5.00	10.00	376	191	185	PBDA	CCD
54					Canal	Baidharanagar	1km	10.00	10.00	137	72	65	PBDA	CCD
55					Canal	Golabandhakot	1 km	10.00	10.00	45	24	21	PBDA	CCD
56					Canal	Kaladu	1 km	10.00	10.00	95	52	43	PBDA	CCD
57					Canal	Mahuldiha	1 km	10.00	10.00	101	53	48	PBDA	CCD
58					Canal	Rugudakudar	½ km	10.00	5.00	376	191	185	PBDA	CCD
59					Canal	Jalisuan	3 km	10.00	30.00	150	78	72	PBDA	CCD
60					Bore well @ 2 Lakh	Bijadihi	1 no.	2.00	2.00	169	78	91	RWSS	RD
61					Bore well @ 2 Lakh	Depatala	1 no.	2.00	2.00	62	31	31	RWSS	RD
62					Bore well @ 2 Lakh	Kaliapal	1 no.	2.00	2.00	51	29	22	RWSS	RD
63					Bore well @ 2 Lakh	Budhabhuin	1 no.	2.00	2.00	46	26	20	RWSS	RD

Sl. No.	Years	Sectors	Sub-Sectors	Annual Works proposed (along with rates)	Name of Village/ Hamlet where the proposed works is to be undertaken)	Quantity (Where applicable eg. Housing roads etc.)	Unit Cost.	Financial Target (Rs. In Lakhs)	No. of PTG Beneficiaries (Male & Female Separately where feasible)			Implementing Agency (State Govt./UT Admb./ NGO)	Funding Source	
									Total	Male	Female			
I	II	III	IV	V	VI	VII	VIII	IX	X	XI	XII	XIII	XIV	
64				Guard wall	Pacheripani	1 km	20.00	20.00	307	171	136	PBDA	CCD	
				<b>Sub-Total</b>				<b>123.00</b>						
65	2018-19		Land Development	Land Development per Ac.Rs.20.000/	Kadalidihi	20 no.	0.20	4.00	147	75	72	BDO MGNRGEA	PR. DEPT.	
			Land Development		15 Village	2. Ac.		2.00	200			PBDA	SCA to TSP	
66			Land Development	Land Development per Ac.Rs.20.000/	Balidihi	20 no.	0.20	4.00	175	79	96	BDO MGNRGEA	PR. DEPT.	
67			Land Development	Land Development per Ac.Rs.20.000/	Gadia	5 no.	0.20	1.00	52	23	29	BDO MGNRGEA	PR. DEPT.	
68			Land Development	Land Development per Ac.Rs.20.000/	Khuntadihi	5 no.	0.20	1.00	15	7	8	BDO MGNRGEA	PR. DEPT.	
69			Land Development	Land Development per Ac.Rs.20.000/	Maraha	20 no.	0.20	4.00	112	60	52	BDO MGNRGEA	PR. DEPT.	
70			Land Development	Land Development per Ac.Rs.20.000/	Netrabahal	5 no.	0.20	1.00	22	8	14	BDO MGNRGEA	PR. DEPT.	
71			Land Development	Land Development per Ac.Rs.20.000/	Pacheripan	20 no.	0.20	4.00	307	171	136	BDO MGNRGEA	PR. DEPT.	
					<b>Sub-Total</b>				<b>21.00</b>					
72		2018-19		Horticulture	Cashew Plantation per ac.Rs.10.000/	Kaladu	10 ac.	0.20	2.00	95	52	43	ADH.D	Hort.
73			Depatala		Depatala	10 ac.	0.20	2.00	62	31	31	ADH.D	Hort.	
			Patato Cultivation		15 Village	45 Ac.		4.00				PBDA	SCA to TSP	
			Water mellon		15 Village	45 Ac.		4.00				PBDA	SCA to TSP	
			Sunflower		7 SSG	30 Ac.		2.50				PBDA	SCA to TSP	
			Banana Cultivation		2 Village	20 ac.		3.00				PBDA	SCA to TSP	
74			Kadalidihi		Kadalidihi	10 ac.	0.20	2.00	147	75	72	ADH.D	Hort.	
75			Balidihi		Balidihi	10 ac.	0.20	2.00	175	79	96	ADH.D	Hort.	
76			Gadia		Gadia	10 ac.	0.20	2.00	52	23	29	ADH.D	Hort.	
77			Autal		Autal	10 ac.	0.20	2.00	336	163	173	ADH.D	Hort.	
78		Budhabhuin		Budhabhuin	10 ac.	0.20	2.00	46	26	20	ADH.D	Hort.		
79		Patato Cultivation		32 villages	80ac	0.10	8.00	220			PBDA	CCD		
				<b>Sub-Total</b>				<b>35.50</b>						
80	2018-19		Agriculture	Ground Nut per ac.10.000/-	32 village	100 ac.	0.10	10.00	3890	1960	1930	Agril/PBDA	CCD	
81			Paddy @ Rs.8000/- per ac.		32 villages	200 ac	0.08	16.00	3890	1960	1930	Agril/PBDA	CCD	
82			Biri @ Rs. 5,000/- per ac.		8 villages	50 ac.	0.05	2.50				Agril/PBDA	CCD	
83			Mung @ Rs. 5,000/- per ac.		8 villages	50 ac.	0.05	2.50				Agril/PBDA	CCD	
			Grount nut Cultivation		8 villages	40 ac.		2.40				PBDA	SCA to TSP	
84			Maize @ 7,000/- per ac.		6 village	40 ac.	0.07	2.80				Agril/PBDA	CCD	
85			Ragi @ Rs.5000/- Per ac.		5 villages	20 ac.	0.25	1.00				Agril/PBDA	CCD	



Sl. No.	Years	Sectors	Sub-Sectors	Annual Works proposed (along with rates)	Name of Village/ Hamlet where the proposed works is to be undertaken)	Quantity (Where applicable eg. Housing roads etc.)	Unit Cost.	Financial Target (Rs. In Lakhs)	No. of PTG Beneficiaries (Male & Female Separately where feasible)			Implementing Agency (State Govt./UT Admb./ NGO)	Funding Source
									Total	Male	Female		
I	II	III	IV	V	VI	VII	VIII	IX	X	XI	XII	XIII	XIV
86				Diesel pump with HDPE pipe @ Rs.30,000/- set 3.1HP	6 villages	12	0.30	3.60				Agril/PBDA	CCD
87				Plough with Bullock @ Rs.30.000/-	Sarankote	50 no.	0.30	15.00	247	121	126	PBDA	CCD
88				Plough with Bullock @ Rs.30.000/-	Rugudakudar	60 no.	0.30	18.00	376	191	185	PBDA	CCD
89				Plough with Bullock @ Rs.30.000/-	Kaliapal	5 no.	0.30	1.50	51	29	22	PBDA	CCD
90				Plough with Bullock @ Rs.30.000/-	Jalisuan	15 no.	0.30	5.00	150	78	72	PBDA	CCD
91				Plough with Bullock @ Rs.30.000/-	Budhabhuin	10 no.	0.30	3.00	46	26	20	PBDA	CCD
92				Plough with Bullock @ Rs.30.000/-	Pacheripani	50 no.	0.30	15.00	307	171	136	PBDA	CCD
				<b>Sub-Total</b>				<b>98.30</b>					
93	2018-19		Animal Husbandary	Poultry @ Rs.2000/-	Debichuakotei	35 no.	0.02	0.70				VET. PBDA	CCD
94				Poultry @ Rs.2000/-	Sarankote	68no.	0.02	1.36	247	121	126	VET PBDA	CCD
95				Poultry @ Rs.2000/-	Rugudakudar	100 no.	0.02	2.00	376	191	185	VET PBDA	CCD
96				Poultry @ Rs.2000/-	Jalisuan	37 no.	0.02	0.74	150	78	72	VET PBDA	CCD
97				Poultry @ Rs.2000/-	Kaliapal	10no.	0.02	0.20	51	29	22	VET PBDA	CCD
98				Poultry @ Rs.2000/-	Budhabhuin	13 no.	0.02	0.26	46	26	20	VET PBDA	CCD
99				Goatry @ Rs.70,000/-	Debichuakotei	10 no.	0.70	7.00	157	84	73	VET PBDA	CCD
100				Goatry @ Rs.70,000/-	Sarankote	60 no.	0.70	42.00	247	121	126	VET PBDA	CCD
101				Goatry @ Rs.70,000/-	Rugudakudar	90 no.	0.70	63.00	376	191	185	VET PBDA	CCD
102				Goatry @ Rs.70,000/-	Jalisuan	35 no.	0.70	31.50	150	78	72	VET PBDA	CCD
103				Goatry @ Rs.70,000/-	Kaliapal	5 no.	0.70	3.50	51	29	22	VET PBDA	CCD
104				Goatry @ Rs.70,000/-	Budhabhuin	10 no.	0.70	7.00	46	26	20	VET/PBDA	CCD
105				Animal Shed @ Rs.35,000/-	Debichuakotei	30 no.	0.35	10.50	149	76	73	MGNRGEA VET	PR. DEPT.
106				Animal Shed @ Rs.35,000/-	Sarankote	60 no.	0.35	21.00	247	121	126	MGNRGEA VET	PR. DEPT.
107				Animal Shed @ Rs.35,000/-	Rugudakudar	90 no.	0.35	31.50	376	191	185	MGNRGEA VET	PR. DEPT.
108				Animal Shed @ Rs.35,000/-	Jalisuan	30 no.	0.35	10.50	150	78	72	MGNRGEA VET	PR. DEPT.
109				Animal Shed @ Rs.35,000/-	Kaliapal	10 no.	0.35	3.50	51	29	22	MGNRGEA VET	PR. DEPT.
110				Animal Shed @ Rs.35,000/-	Budhabhuin	10 no.	0.35	3.50	46	26	20	MGNRGEA VET	PR. DEPT.
111				Dairy Farm @ Rs.2.00	Bahadaposi	1 no.	2.00	2.00	13	7	6	PBDA	CCD
112				Dairy Farm @ Rs.2.00	Singhsal	1 no.	2.00	2.00	33	15	18	PBDA	CCD
				<b>Sub-Total</b>				<b>243.76</b>					
113	2018-19		Market Link	Sopping Complex @ Rs. 10.00	Gurusang	10 no.	1.00	10.00	363	179	184	PBDA	CCD
114				Stationary Shop @ Rs.10.00	32 village	20 no.	0.50	10.00	3890	1960	1930	PBDA	CCD
				Kallalla Market Complex	12 Village			3.00				PBDA	SCA to TSP
115				Grocery Shop @ Rs.5.00	7 Village	5 no.	1.00	5.00				PBDA	CCD
116				Mick & Tent House @ Rs.5.00	Jhumpura	1 no.	2.00	2.00	95	52	43	35% by DIC	CCD

Sl. No.	Years	Sectors	Sub-Sectors	Annual Works proposed (along with rates)	Name of Village/ Hamlet where the proposed works is to be undertaken)	Quantity (Where applicable eg. Housing roads etc.)	Unit Cost.	Financial Target (Rs. In Lakhs)	No. of PTG Beneficiaries (Male & Female Separately where feasible)			Implementing Agency (State Govt./UT Admb./ NGO)	Funding Source
									Total	Male	Female		
I	II	III	IV	V	VI	VII	VIII	IX	X	XI	XII	XIII	XIV
				<b>Sub-Total</b>				<b>30.00</b>					
117	2018-19		Social Security					0.00	0	0	0		
				<b>Sub-Total</b>				<b>0.00</b>					
118	2018-19		Promotion of SHG	Goatry	10 SHG	10 SHG	0.70	7.00				VET.PBDA	PR. DEPT.
119				Sunflower	7 SHG	70 Ac.	0.10	7.00				VET/PBDA	PR. DEPT.
120				Poultry 2000/-	10 SHG	20 no.	0.20	4.00				VET.PBDA	PR. DEPT.
121				Veg. Cultivation	10 SHG	20 no.	0.10	2.00				VET/PBDA	PR. DEPT.
122				Dairy farm	3 SHG	3 no.	2.00	6.00				VET.PBDA	PR. DEPT.
				<b>Sub-Total</b>				<b>26.00</b>					
				<b>Total</b>				<b>577.56</b>					
123	2018-19	Conservation of Culture		Management and Maintenance of museum-cum-cultural centre	Bamparada	1no.	10.00	10.00	3890	1960	1930	PBDA	CCD
124				Exhibition ( State/District Level)	Bamparada	2 no.	5.00	5.00				PBDA	CCD
125				Dev. Of Traditional dormitory As stance of observation of Osha	32 Village	32 nos.	0.10	3.20	3890	1960	1930	PBDA	CCD
126				Other Expenses	32 Village	1 no.	1.00	1.00				PBDA	CCD
127				Dev. of IEC Materials & hands outs on Paudi Bhuyan Culture	32 Village	1 no.	3.00	3.00				PBDA	CCD
128				Mandaghara	5 village	5 no.	10.00	50.00	175	79	96	PBDA	CCD
				<b>Sub-Total</b>				<b>72.20</b>					
129	2018-19	Capacity Building		Raj mistri Training	32 Village	30 no.	0.07	2.10				PBDA	CCD
				Skill Development Training	10 Village	20		1.00				PBDA	SCA to TSP
130				I.T.I Training		10 no.	0.60	6.00				PBDA	CCD
				<b>Sub-Total</b>				<b>9.10</b>				PBDA	
131	2018-19	Project Management/NGO Institutional Mechanism & Monitoring /IEC/Publication		M.P.W Per Month Rs 5000/-*12 month = 60,000.00 +Rs1000 differential 1000x12x6	32 village	6 nos.	0.72	4.32	3890	1960	1930	PBDA	OPLEP
132				One Colour TV with Dish Antenna with Solar Charger to one village	2 villages	2 no.	0.65	1.30				PBDA	CCD
133				Involvement of NGOs		1 no.	1.50	1.50				PBDA	CCD
134				DOCUMENTARI AND MONITARI of 32 village	32 village	1 no.	2.00	2.00	3890	1960	1930	PBDA	CCD
				Administrative Charge @ 5% total Cost of CCD				11.90				PBDA	CCD
				<b>Sub-Total</b>				<b>21.02</b>					
				<b>Total</b>				<b>1291.82</b>					



\_\_\_\_\_

\_\_\_\_\_

\_\_\_\_\_  
\_\_\_\_\_

\_\_\_\_\_



\_\_\_\_\_

\_\_\_\_\_

\_\_\_\_\_

\_\_\_\_\_



Yellow bar

Yellow bar

Yellow bar

Pink bar

Pink bar

Pink bar

Pink bar

Green bar



**Part -VI**  
**ICCD Plan for Paudi Bhuyan Rugudakudar, Deogarh for Five Years (2015-2020)**  
**( Based on Priorities indicated in Part - V)**

Sl. No.	Years	Sectors	Sub-Sectors	Annual Works proposed (along with rates)	Name of Village/ Hamlet where the proposed works is to be undertaken)	Quantity (Where applicable eg. Housing roads etc.)	Unit Cost.	Financial Target (Rs. In Lakhs)	No. of PTG Beneficiaries (Male & Female Separately where feasible)			Implementing Agency (State Govt./UT Admb./ NGO)	Funding Source		
									Total	Male	Female				
I	II	III	IV	V	VI	VII	VIII	IX	X	XI	XII	XIII	XIV		
1	2019-20	Social Sector	Education	Remuneration of Staff ST Boys Complex	ST Boys Edn, Complex	250	23.11	23.11	3890	1960	1930	PBDA	CCD		
2				Recurring	ST Boys Edn, Complex	250	18.75	18.75	3890	1960	1930	PBDA	CCD		
3				Non-Recurring	ST Boys Edn, Complex	250	2.00	2.00	3890	1960	1930	PBDA	CCD		
				ST Girls E.Complex remuneration of staff Teaching & Non-Teaching (Differential cost from					7.03					MP/ OMTES	MoTA
				Differential remuneration of Teaching & Non-Teaching Staff of Girl's Educational Complex.					11.13					MP	CCD
4				Supply of reading and writing material to school	5 villages	5 villages	0.20	1.00						PBDA	MOTA
				Construction of Bathe Room for Boys Hostel	Edu. Complex	10	5.00							PBDA	Art. 275(1)
				Construction work	Edu. Complex		5.00							PBDA	Art. 275(1)
				Supply of Nutrition Food	Edu. Complex		3.00							PBDA	Art. 275(1)
				Supply of Single Bed Cut	Edu. Complex		2.00							PBDA	Art. 275(1)
5				Supply of Dress Two pairs	5 villages	5 villages	0.40	2.00						PBDA	MOTA
13				Sports material	ST Girls Edn, Complex	2 No.	0.50	1.00	250		250			PBDA	CCD
14				Play Ground	Budhabhuin	1 No.	5.00	5.00	46	26	20			PBDA	CCD
15				Play Ground	Pacheripani	1 No.	5.00	5.00	307	171	136			PBDA	CCD
16				Play Ground	Jhumpura	1 No.	5.00	5.00	95	52	43			PBDA	CCD
17				Play Ground	Purunapani	1 No.	5.00	5.00	163	72	91			PBDA	CCD
							<b>Sub-Total</b>				<b>101.02</b>				
18	2019-20		Health & Nutrition	Health Camp	32 village	32 village	3.00	3.00	3890	1960	1930	CDMO	H & Family		

Sl. No.	Years	Sectors	Sub-Sectors	Annual Works proposed (along with rates)	Name of Village/ Hamlet where the proposed works is to be undertaken)	Quantity (Where applicable eg. Housing roads etc.)	Unit Cost.	Financial Target (Rs. In Lakhs)	No. of PTG Beneficiaries (Male & Female Separately where feasible)			Implementing Agency (State Govt./UT Admb./ NGO)	Funding Source	
									Total	Male	Female			
I	II	III	IV	V	VI	VII	VIII	IX	X	XI	XII	XIII	XIV	
19				Human Health Camp	4 place	4 village	1.25	5.00				CDMO	H & Family	
20				Health Remuneration	32 village	32 village	5.00	5.00	3890	1960	1930	CDMO	H & Family	
21					Monthly review of Micro Project by the Collector		12	0.06	0.06				MP(UNICEF)	UNICEF
22					Reprinting of Sickle Cell Student Health Card		100	0.05	0.05				MP(UNICEF)	UNICEF
23					Project Level refresher Training of officials and Field Functionaries (Health & ICDS, SC & STs)		25		0.20				MP(UNICEF)	UNICEF
					Women SHGs on improving women s Nutrition (SWABHIMAAN) 2 Days			0.08						
24					Half Yearly Third Party Monitoring Of Programme Indicators, Sharing of finding and Action Plan finalisation	18 Villages	18	0.50	0.50				MP(UNICEF)	UNICEF
25				Yearly sickle cell screening of children		200	0.01	0.20				MP	CCD	
				<b>Sub-Total</b>				<b>14.01</b>						
26	2019-20		<b>Drinking Water &amp; Sanitation</b>	Tube well per Rs.1.25 Lakh	Rugudakudar	1 No.	1.25	1.25	376	191	185	RWSS	RD	
27				Tube well	Budhabhuin	2 No.	1.25	2.50	46	26	20	RWSS	RD	
					Water Supply	Purunapani	1		5.00				PBDA	Art. 275(1)
28					Tube well	Jhumpura	1 No.	1.25	1.25	95	52	43	RWSS	RD
29					Tube well	Singhsal	1 No.	1.25	1.25	33	15	18	RWSS	RD
				<b>Su-Total</b>				<b>11.25</b>						
				<b>Total</b>				<b>126.28</b>						
30	2019-20	<b>Infrastructure</b>	<b>Housing</b>	I.A.Y Required 1.04		100	1.04	104.00				BDO	PR. Dept.	
31				Boundry Wall for office with information and Training Center	Office Headquarter	1 No.	20.00	20.00				PBDA	CCD	
				<b>Sub-Total</b>				<b>124.00</b>						
32	2019-20		<b>Connectivity</b>	Road from Pacheripani to Balidihi	Pacheripani	7.km	5.00	35.00	307	171	136	BDO	PR. Dept.	
				Construction of Road	Autal to Gadia	1		5.00				PBDA	Art. 275(1)	
					Construction of Road	Debichuakotei to Netrabahal	2.5 km		5.00				PBDA	SCA to TSP
				<b>Sub-Total</b>				<b>45.00</b>						
33	2019-20		<b>Electrification</b>	Solar Street Light	Purunapani	4 No.	0.28	1.12	163	72	91	PBDA OREDA	CCD	
34				Solar Street Light	Siarihuli	5 No.	0.28	1.41	60	31	29	PBDA OREDA	CCD	
35					Solar Street Light	Mahuldiha	5 No.	0.28	1.41	101	53	48	PBDA OREDA	CCD
					Solar Street Light	Kaladu	5 No.	0.28	1.41	95	52	43	PBDA OREDA	CCD
				<b>Sub-Total</b>				<b>5.35</b>						
				<b>Total</b>				<b>174.35</b>						

Sl. No.	Years	Sectors	Sub-Sectors	Annual Works proposed (along with rates)	Name of Village/ Hamlet where the proposed works is to be undertaken)	Quantity (Where applicable eg. Housing roads etc.)	Unit Cost.	Financial Target (Rs. In Lakhs)	No. of PTG Beneficiaries (Male & Female Separately where feasible)			Implementing Agency (State Govt./UT Admb./ NGO)	Funding Source		
									Total	Male	Female				
I	II	III	IV	V	VI	VII	VIII	IX	X	XI	XII	XIII	XIV		
36	2019-20	Sustainable Livelihood Project	Irrigation	Tank H100xW100xD 7.4	Budhabhuin	1 no.	10.00	10.00	46	26	20	PBDA	CCD		
37					Cross bandha	Kaladu	1 km	15.00	15.00	95	52	43	PBDA	CCD	
38					Cross bandha	Mahuldiha	1 km	15.00	15.00	101	53	48	PBDA	CCD	
					Construction of Canal	Tainsira	2 km		5.00					PBDA	SCA to TSP
					Construction of Tank	Bijadihi	1		5.00					PBDA	SCA to TSP
					Renovation of Tank	Autal	1		2.00					PBDA	SCA to TSP
39					Bore well @ 2 Lakh	Bijadihi	1 no.	2.00	2.00	169	78	91	RWSS	RD	
40					Bore well @ 2 Lakh	Mahulata	1 no.	2.00	2.00	153	69	84	RWSS	RD	
41					Bore well @ 2 Lakh	Purunapani	1 no.	2.00	2.00	163	72	91	RWSS	RD	
42					Bore well @ 2 Lakh	Depatala	1 no.	2.00	2.00	62	31	31	RWSS	RD	
43					Bore well @ 2 Lakh	Rugudakudar	1 no.	2.00	2.00	376	191	185	RWSS	RD	
44					Bore well @ 2 Lakh	Kaliapal	1 no.	2.00	2.00	51	29	22	RWSS	RD	
						<b>Sub-Total</b>				<b>64.00</b>					
45	2019-20				Land Development	Land Development per Ac.Rs.20.000/	Kaliapal	20 no.	0.20	4.00	51	29	22	BDO MGNRGEA	PR. Dept.
			Land Development			15 Village	300 Ac.		2.00					PBDA	SCA to TSP
46			Land Development per Ac.Rs.20.000/			Jalisuan	30 no	0.20	6.00	150	78	72	BDO MGNRGEA	PR. Dept.	
47			Land Development per Ac.Rs.20.000/			Madalia	10 no	0.20	2.00	25	15	10	BDO MGNRGEA	PR. Dept.	
				<b>Sub - Total</b>				<b>14.00</b>							
48	2019-20		Horticulture	Cashew Plantation per ac.Rs.10.000/	Kaladu	10 ac.	0.20	2.00	95	52	43	ADH.D	Hort.		
49					Depatala	Depatala	10 ac.	0.20	2.00	62	31	31	ADH.D	Hort.	
50					Kadalidih	Kadalidih	10 ac.	0.20	2.00	147	75	72	ADH.D	Hort.	
					Patato Cultivation	15 Village	50 Ac.		4.50					PBDA	SCA to TSP
51					Balidih	Balidih	10 ac.	0.20	2.00	175	79	96	ADH.D	Hort.	
52					Gadia	Gadia	10 ac.	0.20	2.00	52	23	29	ADH.D	Hort.	
53					Autal	Autal	10 ac.	0.20	2.00	336	163	173	ADH.D	Hort.	
54					Budhabhuin	Budhabhuin	10 ac.	0.20	2.00	46	26	20	ADH.D	Hort.	
55					Sunflower Plantation per ac.6450/-	Rugudakudar	30 ac.	0.05	1.50	376	191	185	PBDA	CCD	
56					Water melon Plantation per ac.20.000/	Gurusang	25 ac.	0.20	5.00	363	179	184	PBDA	CCD	
57					Water melon Plantation per ac.20.000/	Jalisuan	25 ac.	0.20	5.00	150	78	72	PBDA	CCD	
58					Water melon Plantation per ac.20.000/	Tainsira	25 ac.	0.20	5.00	100	48	52	PBDA	CCD	
59					Water melon Plantation per ac.20.000/	Niktimal	25 ac.	0.20	5.00	55	31	24	PBDA	CCD	
60					Patato Cultivation	32 villages	80ac	0.10	8.00	220				PBDA	CCD
				<b>Sub-Total</b>				<b>48.00</b>							
61	2019-20		Agriculture	Ground Nut per ac.10.000/-	32 village	100 ac.	0.10	10.00	3890	1960	1930	Agri/PBDA	CCD		
62					Paddy @ Rs.8000/- per ac.	32 villages	200 ac	0.08	16.00	3890	1960	1930	Agri/PBDA	CCD	

Sl. No.	Years	Sectors	Sub-Sectors	Annual Works proposed (along with rates)	Name of Village/ Hamlet where the proposed works is to be undertaken)	Quantity (Where applicable eg. Housing roads etc.)	Unit Cost.	Financial Target (Rs. In Lakhs)	No. of PTG Beneficiaries (Male & Female Separately where feasible)			Implementing Agency (State Govt./UT Admb./ NGO)	Funding Source
									Total	Male	Female		
I	II	III	IV	V	VI	VII	VIII	IX	X	XI	XII	XIII	XIV
63				Biri @ Rs. 5,000/- per ac.	10 villages	100 ac.	0.05	5.00				Agri/PBDA	CCD
64				Mung @ Rs. 5,000/- per ac.	10 villages	100 ac.	0.05	5.00				Agri/PBDA	CCD
65				Maize @ 7,000/- per ac.	12 village	80 ac.	0.07	5.60				Agri/PBDA	CCD
66				Ragi @ Rs.5000/- Per ac.	10 villages	20 ac.	0.05	1.00				Agri/PBDA	CCD
67				Diesel pump with HDPE pipe @ Rs.30,000/- set 3.1 HP	8 villages	16	0.30	4.80				Agri/PBDA	CCD
68				Plough with Bullock @ Rs.30.000/-	Jhumpura	15 no.	0.30	5.00	95	52	43	PBDA	CCD
69				Plough with Bullock @ Rs.30.000/-	Niktimal	5 no.	0.30	2.00	55	31	24	PBDA	CCD
70				Plough with Bullock @ Rs.30.000/-	Gopapur	2 no.	0.30	0.60	23	12	11	PBDA	CCD
71				Plough with Bullock @ Rs.30.000/-	Bahadaposi	1 no.	0.30	0.30	13	7	6	PBDA	CCD
72				Plough with Bullock @ Rs.30.000/-	Singhsal	3 no.	0.30	0.90	33	15	18	PBDA	CCD
73				Power tiller @ Rs.2.00	Pacheripani	1 no.	2.00	2.00	307	171	136	PBDA	CCD
74				Power tiller @ Rs.2.00	Jhumpura	1 no.	2.00	2.00	95	52	43	PBDA	CCD
				<b>Sub-Total</b>				<b>60.20</b>					
75	2019-20		<b>Animal Husbandary</b>	Poultry @ Rs.2000/-	Pacheripani	75 no.	0.02	1.50	307	171	136	VET./PBDA	CCD
76				Poultry @ Rs.2000/-	Jhumpura	28 no.	0.02	0.56	95	52	43	VET./PBDA	CCD
77				Poultry @ Rs.2000/-	Niktimal	10 no.	0.02	0.20	55	31	24	VET./PBDA	CCD
78				Poultry @ Rs.2000/-	Gopapur	7 no.	0.02	0.14	23	12	11	VET./PBDA	CCD
79				Poultry @ Rs.2000/-	Bahadaposi	3 no.	0.02	0.60	13	7	6	VET./PBDA	CCD
80				Poultry @ Rs.2000/-	Singhsal	9 no.	0.02	0.18	33	15	18	VET./PBDA	CCD
81				Poultry @ Rs.2000/-	Netrabahal	5 no.	0.02	0.10	22	8	14	VET./PBDA	CCD
82				Goatry @ Rs.70,000/-	Pacheripani	50 no.	0.70	35.00	307	171	136	VET./PBDA	CCD
83				Goatry @ Rs.70,000/-	Jhumpura	20 no.	0.70	14.00	95	52	43	VET./PBDA	CCD
84				Goatry @ Rs.70,000/-	Niktimal	10 no.	0.70	7.00	55	31	24	VET./PBDA	CCD
85				Goatry @ Rs.70,000/-	Gopapur	7 no.	0.70	4.90	23	12	11	VET./PBDA	CCD
86				Goatry @ Rs.70,000/-	Bahadaposi	3 no.	0.70	2.10	13	7	6	VET./PBDA	CCD
87				Goatry @ Rs.70,000/-	Singhsal	9 no.	0.70	6.30	33	15	18	VET./PBDA	CCD
88				Goatry @ Rs.70,000/-	Netrabahal	5 no.	0.70	3.50	22	8	14	VET./PBDA	CCD
89				Animal Shed @ Rs.35,000/-	Pacheripani	10 no.	0.35	3.50	307	171	136	MGNRGEA VET.	PR. Dept.
90				Animal Shed @ Rs.35,000/-	Jhumpura	10 no.	0.35	3.50	95	52	43	MGNRGEA VET.	PR. Dept.
91				Animal Shed @ Rs.35,000/-	Niktimal	10 no.	0.35	3.50	55	31	24	MGNRGEA VET.	PR. Dept.
92				Animal Shed @ Rs.35,000/-	Gopapur	5 no.	0.35	1.75	23	12	11	MGNRGEA VET.	PR. Dept.
93				Animal Shed @ Rs.35,000/-	Bahadaposi	3 no.	0.35	1.05	13	7	6	MGNRGEA VET.	PR. Dept.
94				Animal Shed @ Rs.35,000/-	Singhsal	10 no.	0.35	3.50	33	15	18	MGNRGEA VET.	PR. Dept.
95				Animal Shed @ Rs.35,000/-	Netrabahal	5 no.	0.35	1.75	22	8	14	MGNRGEA VET.	PR. Dept.
				<b>Sub-Total</b>				<b>94.63</b>					
96	2019-20		<b>Market Link</b>	Sopping Complex	Kaliapal	10	1.00	10.00	51	29	22	PBDA	CCD

Sl. No.	Years	Sectors	Sub-Sectors	Annual Works proposed (along with rates)	Name of Village/ Hamlet where the proposed works is to be undertaken)	Quantity (Where applicable eg. Housing roads etc.)	Unit Cost.	Financial Target (Rs. In Lakhs)	No. of PTG Beneficiaries (Male & Female Separately where feasible)			Implementing Agency (State Govt./UT Admb./ NGO)	Funding Source
									Total	Male	Female		
I	II	III	IV	V	VI	VII	VIII	IX	X	XI	XII	XIII	XIV
97				Sopping Complex	Singhsal	10	1.00	10.00	33	15	18	PBDA	CCD
98				Stationary Shop	32 village	10	0.50	10.00	3890	1960	1930	PBDA	CCD
99				Grocery Shop @ Rs.5.00	7 Village	5 no.	1.00	5.00				PBDA	CCD
100				Mike & Tent House @ Rs.2.00	Golabandha	1 no.	2.00	2.00	45	24	21	35% by DIC	CCD
				<b>Sub-Total</b>				<b>37.00</b>					
101			<b>Social Security</b>					0.00					
				<b>Sub-Total</b>				<b>0.00</b>					
102	2019-20		<b>Promotion of SHG</b>	Goatry	10 SHG	10 SHG	0.35	3.50				VET.PBDA	RD
103				Sunflower	7 SHG	70 Ac.	0.10	7.00				PBDA	RD
104				Poultry 2000/-	10 SHG	20 no.	0.10	2.00				PBDA	RD
105				Veg. Cultivation	10 SHG	20 no.	0.10	2.00				PBDA	RD
106				Dairy farm	3 SHG	3 no.	2.00	6.00				VET.PBDA	RD
				<b>Sub-Total</b>				<b>20.50</b>					
				<b>Total</b>				<b>338.33</b>					
107	2019-20	<b>Conservation of Culture</b>		Management and Mantainance of museum-cum-cultural centre	Bamparada	1no.	10.00	10.00	3890	1960	1930	PBDA	CCD
108				Exhibition ( State/District Level)	Bamparada	2 no.	2.50	5.00				PBDA	CCD
109				Dev. Of Traditional dormitory As stance of observation of Osha	32 Village	32 nos.	0.10	3.20	3890	1960	1930	PBDA	CCD
110				Other Expenses		1 nos	1.00	1.00				PBDA	CCD
111				Dev. of IEC Materials & hands outs on Paudi Bhuyan Culture			3.00	3.00				PBDA	CCD
112				Mandaghara	5 village	5 no.	10.00	50.00	175	79	96	PBDA	CCD
				<b>Sub-Total</b>				<b>72.20</b>					
113	2019-20		<b>Capacity Building</b>	Tv Training		30 no.	0.07	2.10				PBDA	CCD
				Skill Development Training	10 villages			1.00				PBDA	SCA to TSP
114				I.T.I Training		10 no.	0.60	6.00				PBDA	CCD
				<b>Sub-Total</b>				<b>9.10</b>				PBDA	
115	2019-20	<b>Project Management/NGO Institutional Mechanism &amp; Monitoring / IEC/Publication</b>		M.P.W Per Month Rs 5000/-*12 month = 60,000.00 +Rs1000 differential 1000x12x6	32 village	6 nos.	0.72	4.32	3890	1960	1930	PBDA	OPLEP
116				Involvement of NGOs		1 no.	1.50	1.50				PBDA	CCD
117				DOCUMENTARI AND MONITARI of 32 village	32 village	32 village	2.00	2.00	3890	1960	1930	PBDA	CCD
				Administrative Charge @ 5% total Cost of CCD				8.56				PBDA	CCD
				<b>Sub-Total</b>				<b>16.38</b>					
				<b>Total</b>				<b>736.64</b>					



Yellow bar

Yellow bar  
Pink bar

Yellow bar

Yellow bar

Yellow bar  
Pink bar

Yellow bar  
Pink bar

\_\_\_\_\_

\_\_\_\_\_




\_\_\_\_\_



\_\_\_\_\_

\_\_\_\_\_

\_\_\_\_\_



V

Year, Sector and Sub-sector wise Abstract of ICCD Plan for Paudi Bhuyan Development Agency, Rugudakudar, Deogarh Five Years Plan (2015-20)

(Based on Priorities indicated in Part-V)

(Rs. in lakh)

Sl No.	Name of PTG	Major Sectors	Sub- sectors	2015-16	2016-17	2017-18	2018-19	2019-20	Total
1	PAUDIBHUYAN	Social Sectors	Education	242.96	147.99	122.56	107.35	101.02	721.88
2			Health & Nurtition	19.56	21.18	14.44	14.22	14.01	83.41
3			Drinking Water & Sanitation	5.00	6.25	6.25	18.75	11.25	47.50
4			<b>Total</b>	<b>267.52</b>	<b>175.42</b>	<b>143.25</b>	<b>140.32</b>	<b>126.28</b>	<b>852.79</b>
5		Infrastructure	Housing	124.00	112.88	124.00	124.00	124.00	608.88
6			Connectivity	165.58	221.44	286.00	340.00	45.00	1058.02
7			Electrification	7.02	5.00	3.50	7.62	5.35	28.49
8			<b>Total</b>	<b>296.60</b>	<b>339.32</b>	<b>413.50</b>	<b>471.62</b>	<b>174.35</b>	<b>1695.39</b>
9		Sustainable livelihood Development	Irrigation	79.73	157.00	201.00	123.00	64.00	624.73
10			Land Development	39.92	25.50	24.00	21.00	14.00	124.42
11			Horticulture	54.00	56.80	40.50	35.50	48.00	234.80
12			Agriculture	110.34	101.20	83.30	98.30	60.20	453.34
13			Animal Husbandry	115.73	111.68	94.92	243.76	94.63	660.72
14			Market Link	19.68	29.00	27.00	30.00	37.00	142.68
15			Social Security	4.00	5.20	0.00	0.00	0.00	9.20
16			Promotion of SHG	26.00	24.00	19.50	26.00	20.50	116.00
17		<b>Total</b>	<b>449.40</b>	<b>510.38</b>	<b>490.22</b>	<b>577.56</b>	<b>338.33</b>	<b>2365.89</b>	
18		Conservation Of Culture		159.00	92.20	92.20	72.20	72.20	487.80
19		Capacity Building		13.64	12.00	14.00	9.10	9.10	57.84
20		Project Management /NGO/Institutional Mechanism & Monitoring/IEC/Publication		26.88	25.96	26.87	21.02	16.38	117.11
21		<b>Grand Total</b>		<b>1213.04</b>	<b>1155.28</b>	<b>1180.04</b>	<b>1291.82</b>	<b>736.64</b>	<b>5576.82</b>

## PART - VI

Abstract of ICCD Plan for Paudi Bhuinya Development Agency, Rugudakudar, Deogarh for Five Years Plan (2015-16 to 2019-20)

( Based on Priorities indicated in Part-V)

(Rs. In Lakh)							
Sl. No.	Major Sectors	2015-16	2016-17	2017-18	2018-19	2019-20	Total
1	Social Sector	267.52	175.42	143.25	140.32	126.28	852.79
2	Infrastructure	296.60	339.32	413.50	471.62	174.35	1695.39
3	Sustainable livelihood Development	449.40	510.38	490.22	577.56	338.33	2365.89
4	Conservation of Culture	159.00	92.20	92.20	72.20	72.20	487.80
5	Capacity Building	13.64	12.00	14.00	9.10	9.10	57.84
6	Project Management / NGO /Institutional Mechanism & Monitoring / IEC / Publication	26.88	25.96	26.87	21.02	16.38	117.11
	<b>Total</b>	<b>1213.04</b>	<b>1155.28</b>	<b>1180.04</b>	<b>1291.82</b>	<b>736.64</b>	<b>5576.82</b>



**Part - VI**

**Different Department wise Abstract of CCD Plan for Paudi Bhuinya Development Agency, Rugudakudar, Deogarh for the Five Year Plan (2015-20)**  
**(Based on Priorities indicated in Part-V)**

Flow of Funds																Rs. In lakh		TOTAL
Sl. No.	Year	Govt. of India				Govt. of Odisha										Externally Assisted Projects		
		CCD	MOTA	Article 275 (I)	SCA to TSP	Horticulture	Agriculture	W & CD Deptt	PR Deptt.	RD	H & FW Deptt.	Sports & Youth Services	WR Deptt.	Tourism & Culture	A & H	Unicef	OPELIP	
1	2015-16	691.62	10.03	19.00	17.26	7.00	3.75	0.00	218.17	153.00	4.00	2.00	81.33	0.00	0.00	1.56	4.32	1213.04
2	2016-17	639.55	10.03	21.00	17.34	14.00	4.50	31.73	374.58	18.25	15.00	0.00	0.00	0.00	0.00	4.98	4.32	1155.28
3	2017-18	651.62	10.03	24.00	19.00	14.00	2.25	23.93	184.50	212.25	13.00	0.00	0.00	20.00	0.00	1.14	4.32	1180.04
4	2018-19	606.97	10.03	27.00	21.90	14.00	0.00	12.33	229.50	351.75	13.00	0.00	0.00	0.00	0.00	1.02	4.32	1291.82
5	2019-20	436.68	10.03	25.00	24.50	14.00	0.00	0.00	169.55	38.75	13.00	0.00	0.00	0.00	0.00	0.81	4.32	736.64
<b>GRAND TOTAL</b>		<b>3026.44</b>	<b>50.15</b>	<b>116.00</b>	<b>100.00</b>	<b>63.00</b>	<b>10.50</b>	<b>67.99</b>	<b>1176.30</b>	<b>774.00</b>	<b>58.00</b>	<b>2.00</b>	<b>81.33</b>	<b>20.00</b>	<b>0.00</b>	<b>9.51</b>	<b>21.60</b>	<b>5576.82</b>

Part - VI

(Based on Priorities indicated in Part-V)

Abstract of ICCD Plan for Paudi Bhuyan Development Agency, Rugudakudar, Deogarh for Five Years (2015-20)

Rs. In

Sl. No.	Major Sectors	Sub-sectors	2015-16	CCD	MOTA, GOI	Educational Complex, S&M Edn	Article 275 (1)	SCA to TSP	Horticulture	Agriculture	Unicef	WR Deptt.	Energy Deptt.	PR Deptt.	W & CD	RD	R & D RWSS	H & FW Deptt.	Science & Tech.	TDCC /STSC Dev. Deptt.	OLM	OPE-LIP	S & ME	Sports & Ys	Telecom	Tourism & Culture	A & H		
1	Social Sectors	Education		225.14	7.81		5.00								81.33													2.00	
2		Health & Nutrition		17.29	3.00						1.56							4.00											
3		Drinking Water & Sanitation		5.00														5.00											
		<b>Total</b>		<b>247.43</b>			<b>5.00</b>				<b>1.56</b>						<b>5.00</b>	<b>4.00</b>										<b>2.00</b>	
4	Infrastructure	Housing		124.00										104.00															
		Connectivity		156.00				3.58								136.00													
		Electrification		7.02																									
		<b>Total</b>		<b>287.02</b>				<b>3.58</b>						<b>104.00</b>		<b>136.00</b>													
5	Sustainable livelihood Development	Irrigation		79.73												12.00													
6		Land Development		37.42										37.42															
7		Horticulture		59.00				2.00	7.00																				
8		Agriculture		106.74				8.60																					
9		Sericulture																											
10		Animal Husbandry		115.38											50.75														
11		Market Link		19.10				0.58																					
12		Social Security		4.00																									
13	Promotion of SHG		26.00																										
		<b>Total</b>		<b>447.37</b>				<b>11.18</b>	<b>7.00</b>					<b>88.17</b>		<b>12.00</b>													
14	Conservation of Culture			159.00																									
15	Capacity Building			12.64																									
16	Project Management / NGO /Institutional Mechanism & Monitoring / IEC / Publication			13.32																									
		<b>Total</b>		<b>184.96</b>																			<b>3.60</b>	<b>2.00</b>					
	<b>Grand Total</b>			<b>1166.78</b>			<b>5.00</b>	<b>14.76</b>	<b>7.00</b>		<b>1.56</b>			<b>198.17</b>		<b>148.00</b>	<b>5.00</b>	<b>2.00</b>				<b>3.60</b>	<b>2.00</b>				<b>2.00</b>		

1 lakhs

TOTAL
321.28
25.85
10.00
264.99
228.00
295.58
7.02
530.60
91.73
74.84
68.00
115.34
166.13
19.68
4.00
52.00
591.72
161.00
12.64
50.64
190.56
1555.87



**PART - VII**

**(i) ABSTRACT OF PTG-WISE TOTAL FINANCIAL PLAN FOR THE XIII th Plan  
(To be based on the Annual Plan proposed above)**

Sl.No	Name of PTG	Total Financial Target (Rs. in lakh)				
		2015-16	2016-17	2017-18	2018-19	2019-20
1	Paudi Bhyan Development Agency, Rugudakudar					
<b>TOTAL</b>						

**(ii) PERCENTAGE FLOW OF FUNDS TO EACH PTG :**

Sl. No.	Name of each PTG	% of funds proposed during the entire plan
1	Paudi Bhyan Development Agency, Rugudakudar	%

**(iii) FLOW OF FUNDS THROUGH STATES / UTs / NGOs**

Sl.No	Particulars	(Rs. in lakh)				
		2015-16	2016-17	2017-18	2018-19	2019-20
1	State / UT					
<b>TOTAL</b>						