



**CONSERVATION-CUM-DEVELOPMENT FIVE - YEAR PLAN FOR
'DIDAYI' PARTICULARLY VULNERABLE TRIBAL GROUP**

**DIDAYI DEVELOPMENT AGENCY (DDA), KUDUMULUGUMMA, MALKANGIRI DISTRICT, ODISHA
(2016-17 TO 2020-21)**

Prepared by :

SCs & STs Research and Training Institute (SCSTRTI), Government of Odisha &

DDA, Kudumulugumma Micro Project

Submitted to:

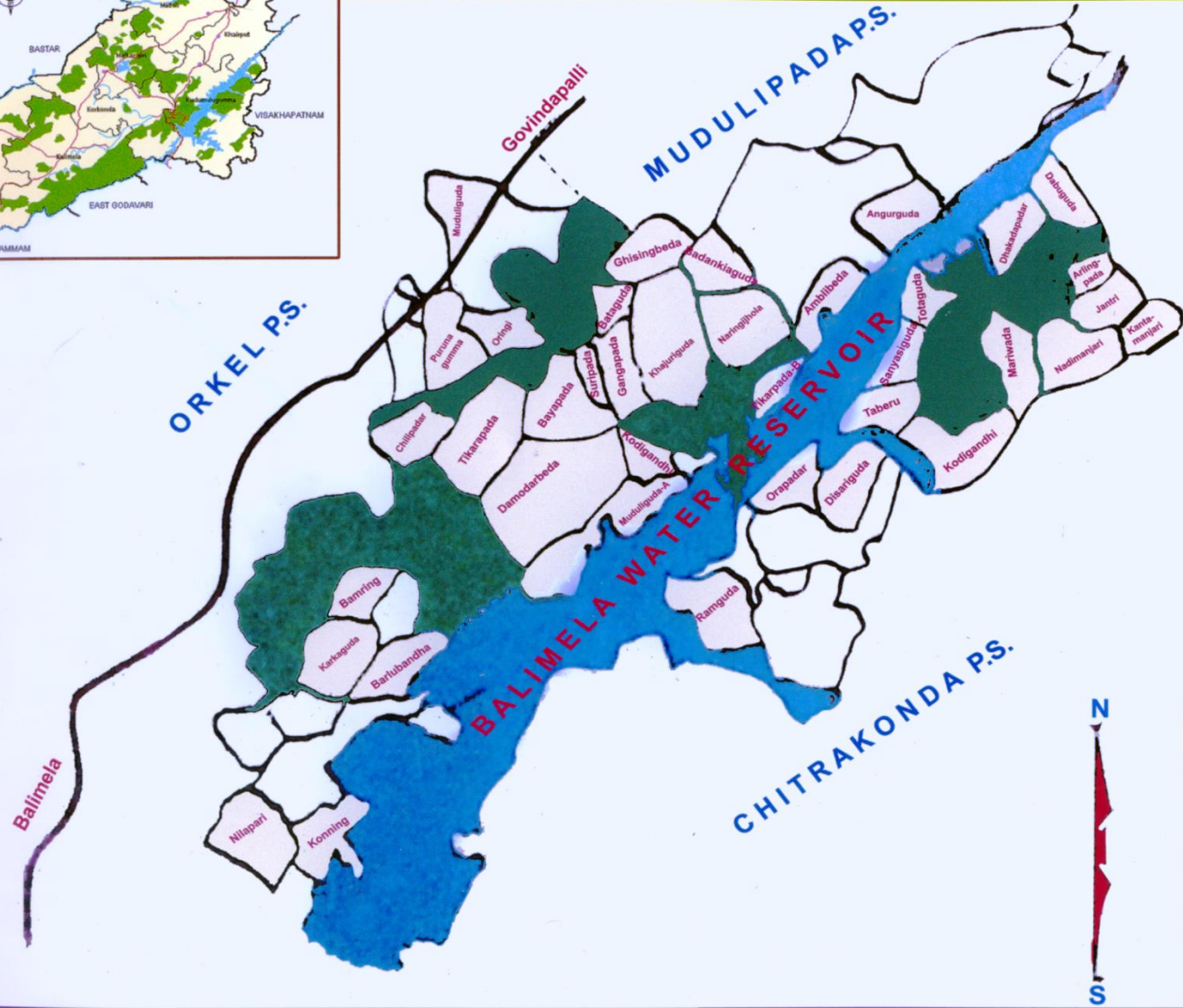
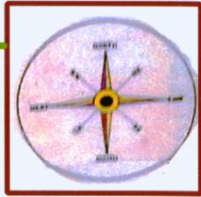
Ministry of Tribal Affairs (MoTA). Government of India

January-2016

CONTENTS

Part	Subject	Pages
Part - I	Review of implementation of CCD Plan for Didayi During of XII Five Year Plan (2012-13 to 2014-15)	4
Part - II	Approval Statement of Five-Year Integrated CCD Plan(2016-17 to 2020-21)	11
Part - III	Basic data about PVTG - DIDAYI	12
Part - IV	Approach and Strategy for the Development of PVTG -Didayi During Five-Year Plan 2016-17 to 2020-21	18
Part - V	Problems Development Gaps and Priorities for the Five-Year Plan	24
Part - VI-(i)	Annual Development Plan for Didayi PVTG for year wise Five Years 2016-21 Development Plan	226
Part - VI-(ii)	Abstract of Total Financial Plan (Scheme wise and Source wise)	92
Part - VII	Annexure (CCD Plan & Abstract posed to MoTA, GoI for Funding	

MAP SHOWING DIDAYI DEVELOPMENT AGENCY, KUDUMULUGUMMA



	Water
	Reserve Forest
	Village Boundary
	Village



Balimela

ORKEL P.S.

Govindapalli

MUDULIPADAPS.

BALIMELA WATER RESERVOIR

CHITRAKONDA P.S.

- Muduliguda
- Angurguda
- Dahuguda
- Dhakarapadar
- Aringpada
- Jantri
- Kattamanjari
- Madankiaguda
- Amblibeda
- Yotaguda
- Manhwada
- Nadimanjari
- Narngipada
- Khalurguda
- Taberu
- Koolganthi
- Orappadar
- Disahiguda
- Kodiganthi
- Muduliguda A
- Ramguda
- Bayrapada
- Surnguda
- Gangrapada
- Chilgudar
- Tilarapada
- Damodarabeda
- Banring
- Karkaguda
- Barlubandha
- Nilapari
- Komling
- Prinra Guduma
- Oring
- Chingapada
- Boagapada
- Khalurguda
- Aringpada
- Yotaguda
- Manhwada
- Nadimanjari
- Koolganthi
- Orappadar
- Disahiguda
- Kodiganthi
- Muduliguda A
- Ramguda
- Bayrapada
- Surnguda
- Gangrapada
- Chilgudar
- Tilarapada
- Damodarabeda
- Banring
- Karkaguda
- Barlubandha
- Nilapari
- Komling

PART – I

REVIEW OF THE IMPLEMENTATION OF CCD PLAN BY DIDAYI DEVELOPMENT AGENCY, KUDUMULUGUMMA, MALKANGIRI DISTRICT FOR DEVELOPMENT OF ‘DIDAYI’ PVTG DURING FIVE-YEAR PLAN (2012-13 TO 2014-15)

The CCD plan period (2012-17) is an ambitious programme for the total development of the Didayi PVTG. It aims at improving infrastructure and providing basic amenities within easy reach in the habitat of the Didayi people and generating additional employment and income of the people with a view to eliminate their poverty, elevate literacy level, ensure health and food security and enhance their quality of life and conserve their culture.

The basic objectives and approaches of the CCD plan during the 12th plan period (2012-13 to 2016-17) are;

- Total development of PVTGs through an integrated approach by pulling resources from Central Govt. and State Govt.
- G.O., NGO and PRI partnership to address the development needs of the PVTGs.
- Peoples’ participation in development process will be encouraged through the involvement of traditional institution like labour cooperatives, SHGs, Farmers’ club etc.
- Basic infrastructure will be created and amenities like health, education, drinking water, connectivity will be made available to the PVTG people within their easy reach.
- Assistance for conservation and promotion of PVTG culture and traditions like–folk dance and songs, traditional musical instruments, art and crafts, and other useful elements of culture.
- Social security will be ensured by covering all families under Janashree Bima Yojana and Rashtriya Swasthya Vima Yojana Health Insurance (RSVY) etc.

For achievement of these objects over a period of the first three years of the PVTG development as posed in the CCD plan, the DDA, Micro Project has utilized funds received from different programmes the details of which is furnished in the following statement.

i. Financial Achievements during the period from 2012-13 to 2014-15

During the period 2012-13 to 2014-15 fund to the tune of Rs. 749.623 Lakhs was received by the DIDAYI Development Agency, Kudumulugumma, Malkangiri, Micro Project from different sources, like SCA to TSP, Art 275 (1), IAP and CCD Plan for total development of the DIDAYI PVTGs out of which a sum of Rs. 452.700 (60.39%) was spent for this purpose. No fund was received from ITDA & DRDA, Malkangiri or under IAP for the development intervention of the PVTG - the most marginalized segment of the STs during the last three years. The Statement furnished below explains the matter in detail.

Year wise and Source wise Fund Flow from 2012-13 to 2014-15

Source of Funding	Programme	2012-13		2013-14		2014-15		Total (2012-13 to 2014-15)	
		Assistance Received	Expenditure Made	Assistance Received	Expenditure Made	Assistance Received	Expenditure Made	Assistance Received	Expenditure Made
SCA to TSP	I.G.S / I.D.S.	9.84	8.00	19.99	17.77	21.618	16.306	51.448	42.076
Art. 275 (1)	I.G.S / I.D.S.	13.61	9.00	16.50	14.596	35.945	28.205	66.055	51.801
CCD	I.G.S / I.D.S.	220.00	180.05	160.00	137.057	195.320	39.176	575.320	318.945
ITDA	0	-	-	-	-	-	-	-	-
DRDA (IAP)	0	-	-	-	-	56.80	39.878	56.80	39.878
Other (Specify)		-	-	-	-	-	-	-	-
Total		243.45	197.05	196.49	169.423	309.683	123.565	749.623	452.700

(Amount shown in lakhs)

Out of the total fund received from different sources, a fund to the tune of Rs. 575.32 (76.74%) lakh was received under CCD Plan as against the posed requirement of Rs. 1413.78 lakh, which is less by Rs. 838.46. Out of the total fund received, Rs. 356.283 lakh (61.93 %) was utilized during the period under report for the PVTGs development interventions. The details of the fund posed during the first 3 years of CCD Plan for the 12th 5-Year Plan and funds received and expenditure incurred for different schemes and programmes for the development of Didayi PVTG is detailed in the statement given below.

Statement of Year-wise Funds Flow as per CCD Plan to Micro Project and Expenditure (2012-2015)

Year	Total Financial Requirement as per the CCD Plan (Rs in lakhs)	Total Funds Received as per the CCD Plan (Rs in lakhs)	Total Amount Utilised (Rs in lakhs)
2012-13	728.89	220.00	180.05
2013-14	357.65	160.00	137.057
2014-15	327.24	195.320	39.176
Total	1413.780	575.320	356.283

Physical Achievements during 2012-13 to 2014-15 of DDA, Kudumulugumma

SI No	Activity Programme	Physical	
		Target	Achievements
2012-13			
1	Horticulture	6 villages	6 villages
2	Agriculture	5 villages	5 villages
3	Animal Husbandry	2 villages	2 villages
4	Irrigation	24 projects	24 projects
5	Connectivity	5 projects	5 projects
6	Boys Educational Complex Muduliguda	2 projects	Under progress
7	Market link.	1 projects	1 projects
8	Fire proof House	41 houses	41 houses
2013-14			
1	Horticulture	18 Villages	18 Villages
2	Agriculture	14 Villages	14 Villages
3	Animal Husbandry	16 Health Camp	16 Health Camp
4	Irrigation	12Project	11 Project ,2742 Ben
5	Promotion S.H.G	1S.H.G	1 S.H.G
6	Capacity Building	1 S.H.G Members	0
7	Conservation Culture	0	0

8	Drinking Water	2 Tube well	2 Tube Well
9	Connectivity/ Culvert	7 C.C Road & Culvert	7 C.C Road & Culvert
10	Electrification	49 Ben	49 Ben
11	Boys Educational Complex Muduliguda	1 No	1No
2014-15			
1	Horticulture	09 Villages	09 Villages
2	Agriculture	30 Villages	30 Villages 245 Ben.
3	Irrigation	7 Nos Project	4 Project ,742 Ben
4	Conservation Culture	14 Nos Pindi	14 Nos Pindi,1 4 Villages
5	Connectivity	6 CC Road	1 CC Road
6	Corpus fund	Remuneration of 7nos MPEW	7 MPEW
7	JBY	1639	1639 Ben.

(iii) Brief Note on the implementation of CCD Plan covering the (a) reasons for not achieving targets, (b) activities proved to be very beneficial for PVTGs, (c) activities which should be given priority, (d) need for taking up new activities, (e) good practices (success story) and (f) learning experiences.

(a) Reasons for not achieving target

- Late and part Release of funds
- Absence of key field functionaries and frequent transfer and posting of key officials.
- Lack of technical support due to shortage of key personnel
- Lack of facilities for transportation of personnel and development inputs to the remote villages of the project area.
- Non-functioning of regular monitoring mechanism and non-monitoring of development programmes through Governing Body meetings of the Micro Project, which sat only once in a year.
- Low level of awareness among the target PVTG for accepting the developmental programmes.
- Non co-operation of line departments for implementation of some of the development programmes.

(b) Activities which proved to be very beneficial for PVTG

- Establishment of Educational Complexes for Girls generated a new environment and hope of light. Boys Educational Complex is under construction likely to be opened in academic session 2016-17.

- Multi cropping pattern of agriculture and backward poultry, Horticulture in Wadi pattern has enhanced the income level and better living style.
- Increase in irrigation facility improved agricultural production.
- Provision of safe drinking water facility and other health related programmes helped improve their health and living style.
- Expansion of connectivity opened up their doors to a new horizon.
- Janashree Bima Jojana (Social Security)

(c) Activities which should be given priority

- More projects and schemes relating to education through Educational Complex both for Boys and Girls and Gyanmandirs having no schools or Anganawadi Centre, connectivity, drinking water facility, housing for individuals an community and conservation of traditional culture taken up in priority basis.
- Income generating programmes through non- farm activities, like poultry bird (Banaraj), bullock Unit, Broom Making , Broom binding, Fishing for the Didayis
- A good market linkage for their products must be created.
- People's participation should be ensured.
- Horticultural Plantations like Cashew, Mango, Pineapple, Litchi, Dalimba
- Black pepper, Cardamom, Plantations

(d) Good Practices (Success Stories)

- **Bringing Didayi children into Education Complex**

In the past Schooling for the children was a distance dream for cut-off area (Didayi) communities. Prior to the functioning of the Micro Project neither they had access nor desire to pursue education. This caused abysmally low literacy rate (less than 15% among the Didayi PVTGs). Thus the CCD plan during the 12th plan period gave special emphasis to bring these PVTGs girl children to the educational institutions for spread of women education.

One **Girls' Educational Complex** was established at Nandiniguda village in G.P Rasbeda under Khairput block in Malkangiri district by the Micro Project with support from MOTA, GOI and ST & SC Development Department in the year 2007-08. All the Teaching and non-Teaching staff of the Educational Complex are selected from among the PVTG communities. This complex in addition to the formal education is also imparting the vocational and life skill education to the girl students. Besides, it is taking care of their safety and security. After successful operation for last 8 years, now a total of 250 Didayi girls have been enrolled in the Educational Complex and continuing their study and staying in the Hostel. The Multi-Purpose Workers of the Micro Project and Teachers of the Educational Complex have sensitized the PVTG pupils and their parents to bring all the out of school PVTG girl children to the Educational Complex. Besides a Boys Education Complex is under construction likely to be completed in all respect by the end of the session 2015 and Boys students from class 1st to 5th will be admitted in the beginning of the academic session 2016-17.

Keeping the success of the Girls' Educational Complex established under the CCD plan during the 11th Plan period and as per the provision of the new CCD plan for the 12th Plan period one Boys' Educational Complex has also been sanctioned to be setup at Muduliguda in the Khairput Block area in the year 2012-13.



- **Back Yard Poultry(Banaraj) : A ray of hope for Women SHG**

With assistance from Micro Project under the CCD Plan and close sensitization, facilitation and supervision by the Micro Project functionaries, the villagers like Purunagumma, Muduliguda, Oringi was taking 50 Nos for each Didayi family members in 2015. Then the villagers was extended with financial and technical supports of backward linkage and provided the Back Yard Poultry (Banaraj) Scheme in order to enhance earnings and standard of living of the family members. The total cost of the programme of Backyard Poultry is Rs. 5 lakhs (@ Rs 10 000/- per unit per beneficiary for 50 units. One Family Poultry Farm unit contained 50 Banaraj Chicks and other components like food, medicine, shed, containers etc.. After three months of implementation of the scheme, the Didayi family gained financial benefits of Rs 12000/- and the annual income of each of the 50 Didayi family members enhanced 1000/- to 1200/-. Now these PVTG peoples of those villages have realized about the value of cooperative efforts and the practicality behind the proverb; “unity is strength”. With the increasing income in a short period the members became spirited and satisfied and felt that a ray of hope has been created for them for further enhancement of economic activities and earning.



(e) **Learning Experiences:** Agriculture, Horticulture and Irrigation schemes suffered setbacks due to lack of technical support from the personnel of concerned line departments. Due to poor connectivity conditions the running of Health, Education and ICDS programmes could not be implemented properly.

PART – II

INTREGATED CONSERVATION-CUM-DEVELOPMENT PLAN FOR ‘DIDAYI’ PVTG FOR FIVE YEARS: 2016-17 to 2020-21

Name of the Scheme	:	Development of DIDAYI PVTG
Name of the State / UT	:	Odisha
Name of the Department	:	ST & SC Development Department, Odisha
Name of the Organization	:	SCSTRTI, Bhubaneswar
Prepared by	:	Research Staff of SC & ST Research and Training Institute and Staff of Didayi Development Agency, Kudumulugumma of Malkangiri District, Odisha
Approved and Recommended by	:	Commissioner-cum-Secretary to Govt., ST & SC Development Department, Odisha
Date of submission	:	January, 2016

PART – III

BASIC DATA ABOUT PVTG- DIDAYI IN THE MICRO PROJECT, DDA, KUDUMULUGUMMA, MALKANGIRI DISTRICT, ODISHA BASED ON THE BASELINE SURVEY OF THE YEAR 2015

Sl. No	Name of the PVTG	Name of village(s) / Hamlets(s)	Name of the GP	Name of Taluks / Tehsils(s)	Name of District (s)	Total Population as per CCD Plan Survey 2015			Total No of families	Whether Population increasing / declining
						Total	Male	Female		
1	Didayi	Purunaguma	Purunagumma	Kudumulugumma	Malkangiri	229	111	118	59	Increased-16
2	Didayi	Chilipadar	Purunagumma	Kudumulugumma	Malkangiri	146	71	75	36	Increased-52
3	Didayi	Tikarpada(A)	Purunagumma	Kudumulugumma	Malkangiri	247	114	133	62	Decrease -4
4	Didayi	Oringi	Rasbeda	Kudumulugumma	Malkangiri	701	332	369	177	Decrease-114
5	Didayi	Muduliguda	Rasbeda	Kudumulugumma	Malkangiri	521	259	262	130	Increased-92
6	Didayi	Nilapari	Nakamamudi	Kudumulugumma	Malkangiri	201	95	106	43	Increased-37
7	Didayi	Kaning	Nakamamudi	Kudumulugumma	Malkangiri	181	84	97	37	Increased-58
8	Didayi	Barlubandha	Nakamamudi	Kudumulugumma	Malkangiri	118	52	66	26	Decrease-24
9	Didayi	Karkaguda	Nakamamudi	Kudumulugumma	Malkangiri	170	88	82	46	Increased-13
10	Didayi	Bamaring	Nakamamudi	Kudumulugumma	Malkangiri	131	63	68	29	Increased-36
11	Didayi	Damodarbeda	Nakamamudi	Kudumulugumma	Malkangiri	615	272	343	133	Increased-7
12	Didayi	Bayapada	Nakamamudi	Kudumulugumma	Malkangiri	192	93	99	43	Decrease-23
13	Didayi	Suripoda	Nakamamudi	Kudumulugumma	Malkangiri	134	70	64	30	Increased-10
14	Didayi	Gongapada	Nakamamudi	Kudumulugumma	Malkangiri	513	244	269	130	Increased-77
15	Didayi	Bataguda	Nakamamudi	Kudumulugumma	Malkangiri	146	71	75	37	Increased-7
16	Didayi	Badankiaguda	Nakamamudi	Kudumulugumma	Malkangiri	313	158	155	80	Increased-21
17	Didayi	Guisingbeda	Nakamamudi	Kudumulugumma	Malkangiri	307	150	157	77	Decrease -13
18	Didayi	Ambilibeda	Nakamamudi	Kudumulugumma	Malkangiri	408	187	221	92	Decrease -3
19	Didayi	Anguruguda	Nakamamudi	Kudumulugumma	Malkangiri	80	38	42	22	Increased-5
20	Didayi	Tikarpada(B)	Nakamamudi	Kudumulugumma	Malkangiri	183	88	95	46	Decrease -2
21	Didayi	Khajuriguda	Nakamamudi	Kudumulugumma	Malkangiri	194	88	106	47	Increased-11
22	Didayi	Naringijhola	Nakamamudi	Kudumulugumma	Malkangiri	198	91	107	46	Increased-28
23	Didayi	Muduliguda(B)	Nakamamudi	Kudumulugumma	Malkangiri	29	14	15	8	Decrease -20
24	Didayi	Orapadar	Andrapali	Chitrakonda	Malkangiri	375	178	197	80	Increased-16
25	Didayi	Ramaguda	Andrapali	Chitrakonda	Malkangiri	31	14	17	5	Decrease -6
26	Didayi	Kodigandhi	Andrapali	Chitrakonda	Malkangiri	10	6	4	3	Increased-37
27	Didayi	Sanyasiguda	Andrapali	Chitrakonda	Malkangiri	20	8	12	5	Increased-2

28	Didayi	Totaguda	Andrapali	Chittrakonda	Malkangiri	109	55	54	24	Increased-4
29	Didayi	Disariguda	Andrapali	Chittrakonda	Malkangiri	88	45	43	21	Increased-13
30	Didayi	Jantri	Andrapali	Chittrakonda	Malkangiri	88	39	49	22	Increased-5
31	Didayi	Dhakadapadar	Andrapali	Chittrakonda	Malkangiri	240	121	119	60	Increased-27
32	Didayi	Dabuguda	Andrapali	Chittrakonda	Malkangiri	150	79	71	34	Decrease -19
33	Didayi	Alingpada	Andrapali	Chittrakonda	Malkangiri	56	28	28	15	Increased-11
34	Didayi	Taberu	Andrapali	Chittrakonda	Malkangiri	236	121	115	53	Increased-43
35	Didayi	Nadimanjari	Andrapali	Chittrakonda	Malkangiri	93	41	52	21	Decrease -17
36	Didayi	Kantamanjari	Andrapali	Chittrakonda	Malkangiri	102	47	55	24	Increased-43
37	Didayi	Maribeda	Andrapali	Chittrakonda	Malkangiri	95	48	47	25	Increased-6
Total		14 Villages	4 Villages	2 Blocks	1 District	7650	3663	3987	1828	Increased by 400

N.B:

- The population structure of the PVTGs (Didayi) covered by the Micro Project shows a positive population growth rate of 5.46_% between 2010-11 and 2015-16 among the adults as well as children.
- Out of 1828 families, 51 families are headed by women.
- The survey indicates that between 2010-11 and 2015-16, the literacy rate of the Didayi of DDA has increased from 20.67 % to 24.37 %. For Didayi males and females the increase has been from 25.09 % to 26.20 % and from 16.75 % to 22.70 % respectively. This reflects a positive impact of educational development interventions to Didayi in habitants of the Didayi Project.
- A favourable sex ratio (males 1000/ 1110 females) during 2015 will help facilitate greater participation of women in the development programmes.
- Pre-primary and primary educations are required to be extended for 464 and 382 children, respectively.
- The prospective plan will have to take care of as many as 7650 PVTGs population including 1850 children from 1828 households living in 37villages/ Hamlets/ Settlements. Out of 37 villages under G.P mainly Andrapali, Nakamamudi consisting 32 villages, 3villages respectively besides one each of village from GP, Rasbeda & 2 under K. Gumma GP
- Average size of the Household is 4.18
- There 727 (boys 389 and girls 338) children in age group of 0-3 years, 846 (boys 464 and girls 382) children in age group of 3-6 years, 1580 (boys 790 and girls 790) youths in age group of 6-14 years and 1502 in age group of 15-25 years and 82 (58 boys and 24 girls) educated youths for skill development and employment opportunity.
- There are 1892 OAP, 11 ODP, 336 OWP, 1358 Antodaya and 1639 JBY eligible Didayi people to receive the social welfare schemes.

PART-III (Cont .)

BASIC DATA ON DIDAYI DEVELOPMENT AGENCY, KUDUMULUGUMMA, BASED ON THE BASELINE SURVEY OF THE YEAR 2015.

SI No	Name of the village (s)/Hamlets(S)	No of Houseless	No of literates			Revenue land (Ac)	FRA land in AC	Irrigation facility(Ac)	Electrification/ Solar light	Drinking water
			Male	Female	Total					
1	Puruna gumba	Nil	71	84	154	956.043	46.601		Electrified	Yes
2	Chilipadar (Parajapadar)	Nil	21	20	41	388.074	14.388	2Hc	Electrified	Yes
3	Tikarpada(A), (Sanyasi guda)	Nil	101	47	148	688.524	677.478	No	Electrified	Yes
4	Oringi (Tumapadar)	Nil	216	201	417	16.341	18.391	No	Electrified	Yes
5	Muduli guda (A)	Nil	173	298	471	36.892	35.100	No	Electrified	Yes
6	Nilapari	Nil	141	52	193	803.797	64.482	2Hc	Electrified	Yes
7	Kanangi	Nil	48	31	79	181.493	9.28	No	Electrified	Yes
8	Barlubandha	Nil	22	28	50	702.542	242.301	No	Electrified	Yes
9	Karka guda	Nil	24	14	38	503.463	16	No	Electrified	No
10	Bamring	Nil	23	17	40	242.355	12.04	No	Electrified	No
11	Damadorbeda	Nil	21	46	67	1176.43	1141.557	No	Solar	Yes
12	Baya pada	Nil	122	61	183	387.557	115.361	No	Solar	Yes
13	Suri pada	Nil	25	21	46	107.674	48.150	No	Solar	Yes
14	Ganga pada (Jalaguda)	Nil	78	53	131	52306.09	210.920	No	No	Yes
15	Bata guda	Nil	28	11	39	141.049	17.330	No	No	Yes
16	Badaankia guda	Nil	63	67	130	0	0	No	No	Yes
17	Ghising beda	Nil	40	45	95	0	0	No	No	Yes
18	Ambilibeda	Nil	20	27	47	250.534	249.350	No	Solar	Yes
19	Angura guda	Nil	38	51	89	11.789	7.980	No	No	Yes
20	Tikarpada (B)	Nil	39	26	65	49.352	42.672	No	Solar	Yes
21	Khojuri guda	Nil	25	38	63	1009.694	937.770	No	No	Yes
22	Naringi jhola	Nil	34	44	77	71.428	30.630	No	No	Yes
23	Muduliguda (B)	Nil	08	05	13	62.996	117.809	2Hc	Solar	Yes
24	Orapadar	Nil	121	51	172	170.607	165.607	No	No	Yes
25	Ramaguda	Nil	5	7	12	19.55	14.55	5Hc	No	Yes
26	Kodigandhi	Nil	1	0	1	501.974	496.974	No	No	Yes

27	Sanyasi guda	Nil	2	2	4	143.574	138.574	No	Solar	Yes
28	Tota guda	Nil	19	17	36	125.104	120.104	No	Solar	Yes
29	Disari guda	Nil	27	13	40	125.104	120.104	No	Solar	No
30	Jantri	Nil	32	29	61	32.812	27.812	No	No	Yes
31	Dhakad padar	Nil	51	50	101	206.864	201.864	4.00Hc	Solar	Yes
32	Dabu guda	Nil	49	56	105	135.500	130.5	No	Solar	Yes
33	Arlinga pada	Nil	12	09	21	85.692	80.692	No	Solar	Yes
34	Taberu	Nil	58	10	68	95.006	90.006	No	No	Yes
35	Nadimanjari	Nil	21	16	37	336.003	331.003	No	No	No
36	Kanta manjuri	Nil	21	22	43	0	0	No	No	No
37	Mari beda	Nil	16	19	35	457.796	452.796	No	Solar	Yes
	Total	0/37	1816	1588	3404	62529.703	6426.176	37.05	23/37	32/37

PART-III (Cont.)

BASIC DATA ON DIDAYI DEVELOPMENT AGENCY, KUDUMULUGUMMA BASED ON THE BASELINE SURVEY REPORT OF THE YEAR 2015.

Sl No	Name of village (s)/ Hamlet(s)	School	Anganwadi center /Mini AWC	Gyana-mandir	Motorable road	Shop	Market center	Sadarghar/ Community	Crafts (Bamboo basketry)	Dance Troupe
1	Puruna gumba	Yes	Yes	No	Yes	Yes	No	Yes	Yes	Yes
2	Chilipadar(Parja padar)	Yes	Yes	No	Yes	No	No	Under const.	Yes	Yes
3	Tikarpada(A), (Sanyasi guda)	Yes	Yes	Yes	No	Yes	No	No	Yes	Yes
4	Oringi (Tumapadar)	Yes	Yes	No	Yes	Yes	No	Yes	Yes	Yes
5	Muduli guda (A)	Yes	Yes	No	Yes	Yes	No	No	Yes	Yes
6	Nilapari	Yes	Yes	No	Yes	Yes	No	Yes	Yes	Yes
7	Kaningi	Yes	Yes	No	Yes	Yes	No	No	Yes	Yes
8	Barlubandha	No	No	No	No	No	No	No	Yes	Yes
9	Karka guda	Yes	Yes	Yes	No	No	No	No	Yes	Yes
10	Bamring	Yes	Yes	No	No	No	No	No	Yes	Yes
11	Damadorbeda	Yes	Yes	Yes (damaged)	No	No	No	No	Yes	Yes
12	Baya pada	Yes	Yes	Yes	No	No	No	Yes	Yes	Yes
13	Suri pada	No	No	Yes	No	No	No	No	Yes	Yes
14	Ganga pada (Jalaguda)	Yes	Yes	Yes	No	No	No	No	Yes	Yes
15	Bata guda	Yes	Yes	Yes	No	No	No	No	Yes	Yes
16	Badaankia guda	Yes	Yes	Yes	No	No	No	No	Yes	Yes
17	Ghising beda	Yes	No	Yes	No	No	No	No	Yes	Yes
18	Ambilibeda	Yes	Yes	No	No	No	No	No	Yes	Yes
19	Angura guda	No	No	No	No	No	No	No	Yes	Yes
20	Tikarpada (B)	No	Yes	Yes	No	No	No	No	Yes	Yes
21	Khojuri guda	Yes	Yes	Under const.	No	No	No	No	Yes	Yes
22	Naringi jhola	Yes	No	Yes	No	Yes	Yes	No	Yes	Yes
23	Muduliguda (B)	Yes	Yes	No	No	No	No	No	Yes	No
24	Orapadar	Yes	Yes	Yes	No	Yes	Yes	No	Yes	Yes
25	Ramaguda	No	No	No	No	No	No	No	Yes	No
26	Kodigandhi	Yes	Yes	No	No	No	No	No	Yes	No

27	Sanyasi guda	Yes	Yes	Yes	No	No	No	No	Yes	Yes
28	Tota guda	Yes	Yes	Yes	No	Yes	No	No	Yes	Yes
29	Disari guda	No	No	No	No	No	No	Yes	Yes	Yes
30	Jantri	Yes	Yes	Yes	No	Yes	No	Yes	Yes	Yes
31	Dhakad padar	Yes	Yes	No	No	No	No	No	Yes	Yes
32	Dabu guda	Yes	Yes	Yes	No	No	No	No	Yes	Yes
33	Arlinga pada	No	No	Yes	No	No	No	No	Yes	Yes
34	Taberu	Yes	Yes	Yes	No	No	No	No	Yes	Yes
35	Nadimanjari	No	No	No	No	No	No	No	Yes	Yes
36	Kanta manjuri	No	No	No	No	No	No	No	Yes	Yes
37	Mari beda		No	No	No	No	No	Yes	Yes	Yes
37 villages		27/37	26/37	17/37	06/37	10/37	02/37	07/37	37/37	34/37

Critical Infrastructure Gaps:

- Out of 1828 total Didayi households 594 (32.49 %) require *pucca* fire proof houses.
- Out of 37 only 34 villages have recorded revenue land.
- Didayi families of 03 villages have not been provided any land titles under Forest Rights Act.
- Cultivable lands of 32 villages have not been extended with irrigation facilities.
- Of the 37 Didayi villages 28 villages have Schools, 26 have Anganwadi/ Mini Anganwadi Centers and 17 have Gyanmandirs (Preprimary education centers). Hence the level of total literacy of the Didayi is only 24.37% and of female literacy being very low at 22.70%
- Since most of the Didayi villages lie in the cutoff area of Balimela reservoir, only 10 out of 37 villages have connectivity (motorable roads) and the rest are difficult to access.
- Out of 37 villages 05 villages have no safe drinking water facilities.
- Shopping facilities and market centers in the project area are few and far between. Of the 37 Didayi villages, shops and weekly markets exists in 10 and 02 villages only respectively. They visit weekly markets at Kudumulgumma and Naringijhola lying at a distance of 15 - 40 kms.
- There are 06 Women SHGs who have opted financial assistance and skill enhancement for socio-economic development.
- 30 out of 37 villages have no Traditional Community Centers.
- The traditional craft of weaving ‘Kisalu’ – the women’s loin cloth have died and the skill of bamboo basketry is alive.
- There are as many as 4 WSHGs who have opted financial assistance and skill enhancement for socio-economic development.

PART – IV

APPROACH OF THE STATE GOVERNMENT IN BRIEF FOR THE DEVELOPMENT OF PARTICULARLY VULNERABLE TRIBAL GROUP (DIDAYI) FOR FIVE-YEAR INTEGRATED CCD PLAN (2016-17 to 2020-21)

Introduction:

As per the parameters of the revised guidelines of the scheme of development of Particularly Vulnerable Tribal Groups (PVTGs) issued by the Ministry of Tribal Affairs (MoTA), Govt. of India and communicated by Govt. of Odisha (GoO), ST&SC Development Department vide letter No, 9375/SSD dated 5.5.2015, it is required to prepare a Long Term Integrated Conservation-cum- Development Plan for Five Years (2016-2021) for the 13 PVTGs of Odisha. The said revised scheme has become operative with effective from 1st April, 2016. Thus, the Govt. of Odisha has adopted the strategy and initiated formulation of the long term Integrated CCD plans in respect of all the 13 PVTGs in the locations of 17 Micro Projects of Odisha with the following aims and objectives.

Aims and Objectives:

The PVTGs constitute the most vulnerable section among the tribals and inhabit the isolated, remote and difficult areas in small and scattered hamlets/ settlements. The revised scheme aims at planning for their socio-economic development in a comprehensive manner while retaining the culture and heritage of the community by adopting habitat development approach and intervening in all spheres of their social and economic life so that a visible impact is made in improvement of their quality of life.

Strategies; Micro Project can become model of growth for PVTG:

The PVTGs are disadvantaged and the marginalized groups among the STs, who live in difficult geographical pockets in hill and cut off area. Thus the special Micro Project of the Malkangiri district namely the Didayi Development Agency, Kudumulgumma is functioning in Odisha state to take care of all round development of PVTG (Didayi).

The Five-Year CCD plan of the said Micro Project, meant for the all sided development of the PVTGs (Didayi), is designed respecting the principles of Panchasheel of Pt. Nehru, 1955. It highlights the need for implementation of all schemes and programmes at the hamlet level by preparing an integrated 5-Year PVTG Development Plan. This Micro Project is provisioned to be provided **Rs 6673.71 Lakhs** during next five years basing on the suggestions of the revised scheme of PVTG development like Vanabandhu Kalyan Yojana (KVY) of MOTA, GOI. Financial provision has been made for all hamlets/villages for a 5-year period (2016-21) taking into account of the basic needs assessment required of the PVTG villages/hamlets and their populations and infrastructure development, identified by themselves through Gram Sabhas. It suggests flow of funds to make the Micro Project

financially sound for creating permanent assets at hamlet level for increasing internal revenue generation by taking advantage of the MGNREGS, Article 275 (1), SCA to TSP and other sources like the Central and State sector schemes and programmes, and to implement schemes for drinking water, sanitation, health, , connectivity, lighting of roads as well as improvement of livelihood through Wadi plantation and Agriculture programmes for sustainable income generation.

Strategies & Planning Process:

The CCD plan would follow the strategy and process of VKY. It aims at overall development of tribal people with an outcome-base approach, which would ensure that all the intended benefits goods and services to the tribal people through various programmes/schemes of Central and State Governments covered under the respective Tribal Sub-Plans actually reach them by way of appropriate convergence. It is envisaged to develop all the hamlets in the Micro Project as model villages with visible infrastructural facilities to further the mission development while ensuring the following:

- I. Emphasis on quality education & higher education.
- II. Accelerated economic development of tribal areathrough qualitative and sustainable employment
- III. Housing andhealth for all.
- IV. Safe drinking water for all at doorsteps
- V Irrigation facilities suited to the terrain.
- VI. All weather roads with connectivity to all villages, to GP and Micro Project headquarters.
- VII. Availability of electricity or solar lights i.e. Street lights, Home light etc at villages.
- VIII. Full-bodied institutional mechanism to facilitate and ensure sustainable development
- IX. Promotion of sports and conservation of PVTGs Cultural Heritage.

As per the prescription of PESA, the decentralized planning programme, i.e. village-level plan (Ama Gaon-Ama Yojana) through the consent of the Gram Sabhas, was made by September, 2015 for fostering rapid economic growth and social justice. Apart from basic amenities, issues like management of natural resources, education, health, agriculture and social security have been included in the village plans. While one year plan will ensure short-term development, five-year plans will help achieve long-term goals. It suggests a process of addressing the socio-economic grievances like livelihood concerns and social insecurities of PVTGs populations to usher in development in the tribal areas and improve the living conditions of populations in hilly and forest terrains. The other steps are to upgrade communications and transport infrastructure in areas to end the isolation of some PVTG hamlets, investing in health and education infrastructure, increasing employment opportunities, and raising the quality of life in tribal areas, CCD tried strategic cooperation of Odisha Govt. line departments, financially and technically. It invites convergence of all schemes and programmes as detailed below.

Socio-economic Development:

Education:-

- Eradication of poverty is the top priority for the PVTGs. The plan suggests programmes to educational empowerment of the poor. Education and skill development are priority areas to be addressed through the central sector scheme of setting up of educational complexes for spread of ST literacy among the low literacy pockets.
- As the Didayi PVTGs are identified with the low-literacy rate and they are educationally very backward, creation and operation of educational residential Educational Complexes with hostels for the boys and girls is suggested in order to ensure 100% physical enrolment through campaign mode. In addition to the existing one Educational Complex operating for the PVTG girls in the Micro Project area, focus would be on the establishment of one more Educational Complex for the boys with the provisions of recurring, non-recurring expenditure and maintenance cost. It proposes making of special efforts like, training and engagement of local educated PVTG youths as teachers, special incentives to attract good teachers in schools, empowering the school management committee to engage teachers in subjects where teachers are not available, arrangement for special coaching before the new session starts in class V, VII, VIII and X etc. when children face new barriers, adopting flexible approach for running schools as per local needs, bringing back to dropped-out students to educational complexes, development of primers in local language and regular health check-up of PVTG students.
- Under Early Childhood Care and Education, Gyanmandirs (Noon Formal Education Centers) at each hamlet/settlement would be set up to enable preschool education inputs and to take care of children less than six years of age. The Gyanmandirs are suggested to be established at villages/Hamlets, where there are no Anganwadi/Mini-Anganwadi Centers to extend pre-primary education at their door step so as to make these Gyanmandirs as the feeding centers for the Educational Complexes for boys and girls at primary and secondary level. This will be exclusively an intervention of Odisha PVTGs Peoples Livelihood Improvement Programmes (OPELIP).

Infrastructure:-

The development of infrastructure – village link roads and bridges/culvert, irrigation facilities, electricity, solar lights, education and health and market, is essential for accelerating economic development of the PVTG people. The CCD plan investments in village infrastructure as detailed below would give impetus to economic activities, improve tribal skills, and help generate additional employment and income.

(a) Connectivity:

- It is focused on providing connectivity in tribal areas, which would include physical connectivity as well as telecommunication connectivity. All the villages/hamlets of the Micro Project should be connected by Pucca/CC road.
- As far as possible to ensure communication facility to the people, all weather roads and bridges would be constructed.
- The plan suggests to extend connectivity to all the deprived villages and hamlets through the schemes like Mukhya Mantri Sadak Yojana (MMSY), Rural Development Department & PMGSY.

(b) Housing:

- All the houseless PVTG families are projected to be covered under Biju Pucca Ghar, Mo Kudia and Indira Awas Yojana (IAY) housing scheme. While constructing the houses for the PVTGs, their traditional architecture pattern would be followed.

(c) Drinking water & sanitary facility:

- All the identified PVTG habitations without the safe drinking water facilities would be covered with such facilities by tapping the natural water sources, water harvesting and through gravitational flow of water.
- Each school in PVTG area would be provided with 24 hours water supply with an overhead tank and aqua guard facility along with sanitary (latrine and bathroom) facilities with sufficient and continuous flow of water so as to check the outside defecation and bathing by the school children. There would be separate latrines and bath places for the girl students exclusively.

(d) Electricity:

- Electricity supply to all the tribal areas/villages/hamlets/settlements is to ensure with emphasis on off-grid solar power along with provision of maintenance. The devices installed outside should be watched by the villagers and it should be covered with strong metal to protect them from theft.

(e) Health and Nutrition:-

- Undertaking health surveys of PVTGs including issuing health cards to them indicating their health status especially with respect to sickle-cell anemia (100% screening), providing funds for emergency and specific needs, training for paramedics amongst the people, medicated mosquito nets to control malaria. 100% health facility coverage of pregnant mothers and immunization of children and also to supplement protein for nutrition would be additional. Extensive tests for Sickle Cell Anemia, both disease and traits, would be conducted among the PVTG children covering all educational institutions including Gyanmandirs, Educational Complex and Primary Schools/ Upper Primary schools under School & Mass education functioning in the Micro Project area. All the affected children will be sensitized about the disease, its testing protocol, and counseling of the patients and parents through community mobilization with financial and technical supports from UNICEF and Health department, respectively. Women and Child Development Department with support from Health and family Welfare Department would host the nutrition, supplementary feeding and immunization programmes for the PVTG.

(f) Livelihood Improvement /Income Generation:

- Institutional mechanism proposed to be evolved for development of vermi compost and organic farming for growing traditional crops including millets, maize, green vegetables etc. The practice of development of kitchen garden with species like drumstick, papaya, citrus, banana, guava, etc. along with vegetable intercropping and its use in the residential schools as well in the backyard of individual PVTG would be encouraged to help nutritional supplement. Agriculture and Horticulture depts. would extend technical supports for these programmes as per their approved financial norm.

- PVTG families provided with land under FRA 2006 have been provisioned for land development along with agro forestry programmes.
- Besides, goat rearing and backyard poultries would be promoted through women SHGs.

(g) Irrigation:

- Irrigation facilities suggested to be extended to the entire agricultural field, and horticulture plantation patches through lift irrigation and small irrigation projects. Water harvesting structures, cross bunds would be constructed along with extension of canal to provide Irrigation facilities to the cultivable fields/ orchards. Under irrigation management, tanks would be taken under MGNREGA. (Add a few words about watershed programme if any)

(h) Conservation of traditional knowledge and Culture:

- Promotion of tribal tourism by identifying a heritage village in the Micro Project area and setting up of a PVTG Museum and open air platform and development of tourist sites, like waterfalls and streaking facilities. As a component of the museum movements, the so called Museum would be linked with the Tribal Museum at SCSTRTI, Bhubaneswar for sharing the arts and crafts products and technical expertise for promotion and preservation of antiques. A select of PVTG youths will be trained as Tourist Guide to promote tribal tourism and management of PVTG Museum and Craft villages.
- The agro-forest based economic activities in the hills are difficult tasks that require coordination of people in a co-operative spirit. The practices of traditional ‘labour cooperatives’, working together in each other’s agricultural field, collection of MFPs would be put as a development input in all the labour-based economic activities for accomplishing the difficult task, up in the hill farming and foraging. Therefore, the plan suggests strengthening of SHGs, traditional labour cooperatives, and construction of Multi-Purpose community house.
- Traditional festivals to conserve and promote cultural heritage; contemporizing tribal art forms will be developed as source of livelihood. Culture and sports including tribal traditional games are planned to be promoted with technical support from ATLC.

(i) Social Security:

- All the old age, Disabled, widow, lone PVTG households will be covered under different social security schemes like OAP, ODP, Antodaya, Arnapurna Yojana to provide them protection. All the Heads of PVTG families will be covered under Janashree Bima Yojana (JBY) and all the Didayi households have been covered under National Food Security.

(j) Institutional Mechanism:

- Under this new initiative, required numbers of Jr. Engineer, Asst. Soil Conservation Officer, Data Entry Operator, Multi Purpose Workers, Group-D staff etc have been provisioned to be engaged through the CCD Plan to extend support, expertise, monitor and supervise the implementation of programmes meant for the PVTGs.
- A Committee consisting of Collector, PA, ITDA & all Line Deptt. Officers along with SO, Micro Projects as Member Convener should be formed and should monitor/supervise the progress of ongoing programmes quarterly in a year and submit report to the ST & SC Development Deptt.

PART-V

I. SOCIO-CULTURAL FEATURES & ECONOMY OF DIDAYI PVTG

- **DIDAYI** is a small hill tribe of south Odisha, mostly confined to Malkangiri district. Their neighbours call them '*Didayi*' - the wild people. But, they identify themselves as *Gatare* - "the people". They recount the legend that they are the younger brothers of the the Bonda, Gadaba and Paraja.
- They are found only in 42 settlements scattered over a compact patch of the remote hill country in the Kondakamberu ranges of the Eastern Ghats. The area comes under the jurisdiction of Khairput and Kudumulguma Blocks of Malkangiri district.
- Didayi settlements have scattered houses located adjacent to hill streams. The houses are enclosed within bamboo wattle fencing. The central place inside the village where community activities like rituals, dances and meetings are organized is called *gulisung*.
- Didayi men wear the simplest loin cloth and women put on colourful saris and love to put on various kinds of ornaments, beads etc.
- Their staple food is rice and millet. Other seasonal food crops and edibles gathered from forest supplement their diet. Addiction to *mohua* liquor, *salap* juice and rice beer, *landha*, is quite common.
- They observe festivals, like, *lendi pande*, *soboloy hia*, *jugulubar hia*, *dosae hia*, *gasendia hia*, *singati hia*, *ghia pande*, *bhaira puja*, *rokdia*, *hini hundi*, *golota*, *aloli hia*, *gimder pande sanraik hia*, etc. These festivals are associated with different phases of agricultural operations, eating of first fruits, onset of first rainfall and the like.
- Five exogamous totemic clans (*bonso*) characterize the social structure of Didayi. Marriage is the most important and colourful event in Didayi life. Men and women are free to choose their mates. They acquire mates by negotiation, elopement, intrusion and service. Adult marriage and monogamy with bride price is common. Widow Remarriage, levirate and sororate are permitted.
- Didayi perform elaborate mortuary rites. Mourning is observed for ten days. Purificatory rites (*dasa*) is observed on the tenth day
- Socio-political affairs in Didayi village are managed by the traditional village council called *lepar*. The traditional village priest, *palasi*, the secular chief *naik* and messenger *challan* are the functionaries. Today the role of Ward Member and Sarpanch has assumed importance. They believe in ghosts and spirits and follow shamanistic as well as herbal medicinal practices for healing.

Main Occupation

- Shifting Cultivation
- Forest Collection
- Hunting

Main Source of Income

- Agriculture
(Mustard, Niger, Potato, Groundnut, Chilly and Turmeric)
- Collection of forest produce
- Hunting
- Rearing of animals like Cattle, pig, dog and poultry birds.
- Making Bambo Baskets.

PROBLEMS AND PRIORITIES FOR FIVE YEAR PLAN

Name of PVTG	Major Problems being faced by the PVTG	Priorities for PVTG
DIDAYI	<ul style="list-style-type: none"> • Health: Endemic Malaria, tooth decay, Skin diseases TB are the main health hazards still prevalent due to unhygienic food habit and lack of awareness. • Education: The rate of literacy is 30.52 %. But due to geographical barriers like hill steams, hill and forest between certain villages due to non-connectivity the absenteeism is very high particularly in rainy season. There is one specific educational complex for Girls where 250 students are residing and studying and other Educational Complex meant for Didayi and is under construction likely to be admitted in the academic session 2016-17. • Housing: Lack of ventilation. As the number families increasing day by day, there is shortage of individual houses and the houses already provided to them badly needs maintenance and sanitation. • Connectivity: This is a prime need for this remote forest area and cut area for acceleration of the pace of development. • Decadence of Pristine Tribal Culture under the powerful impact of modernization as evident in the tribal society these days. • Income Generation: The Didayi being forest dwellers primarily depend on, Agriculture, Horticulture, collection of MFP for their subsistence. Secondly lack of proper marketing facilities for MFP due to poor connectivity and exploitation by middle men adds to their woes. • Habitat: Depletion of forest adversely affecting the habitat, ecology and agro-forest based economy. 	<ul style="list-style-type: none"> • Education: Establishment of an educational complex for Boys and Gyanmandir for promoting pre primary education in certain village having more than 20 households. Cash incentives to parents of each school going students to reduce dropouts, ensuring sensitization in each village through Multi-Purpose Workers. • Connectivity: Provision of CC Roads, Link Roads, and CD works etc. • Drinking Water: Installation of Tube wells, Bore wells with Pipe water supply and Sanitary well, spring -based pipe water supply. • Conservation of Culture: Preservation and Promotion cultural folk tradition of arts, crafts, dance, song etc by provision of village cultural <i>mandaps</i>, musical instruments, participation in cultural events at different levels, establishment of museum, promotion of traditional crafts • Housing: Construction of Houses for the all left out families and maintenance of the existing houses allotted to them earlier. • Health: Organization of Mobile Health Camps, supply of medicines to patients, supply of mosquito nets, provision of Ambulance and coverage on national health insurance scheme. Para veterinary training to tribal youths, Health surveys of PVTGs including issue of health cards indicating health status especially with respect to sickle-cell anemia (100% screening), Mobile Health Unit or door to door supply of medicines, Distribution of pamphlets with pictures regarding health awareness, Separate Mahila Sabha meeting to spread health awareness, Creation of special health centers for PVTGs beyond National Rural Health Mission (NRHM) norms; • Agriculture:- conservation of traditional Bio-Farming • Irrigation: Construction of Check dams, MIP, Diesel pump set and lift irrigation, Spring based and Gravitational Based. • Income generating Schemes: Setting up of MFP processing and sale units with special emphasis on marketing through SHGs, Capacity Building and Skill up gradation, Exposure visits massive cashew nut plantation, Agriculture activities both Paddy, and non Paddy with vegetable cultivation, pulses, Oil seeds animal husbandry like Goatry, poultry, fishing (Net & Boat) are the main source of income needs special attention to generate more income. Setting up of a minor forest produce and horticulture and agriculture produce processing and sell units Capacity building to all and skill up gradation to un-employed youths both male and females and exposure visit in the state and outside state is required.

**PVTG-wise Annual Development Plan for the Five Year Plan
(Based on Priorities indicated in Part-VI)**

(DIDAYI DEVELOPMENT AGENCY, KUDUMULUGUMMA, MALKANGIRI DISTRICT, ODISHA)

Sl. No.	Year	Sector	Sub-Sector	Annual Works Proposed (along with rates)	Name of Village / Hamlet whether the proposed works is to be undertaken	Quantity (where applicable e.g. Housing roads etc.)	Unit	Rate per Unit	Financial Target (Rs. In Lakhs)	No. of PVTG Beneficiaries (Male and Female separately where feasible)			Implementing Agency (State Govt./UT Admn./N GO)	Funding Source	
										Male	Female	Total			
I	II	III	IV	V	VI	VII	VIII	IX	X	XI	XII	XIII	XIV	XV	
1	2016-17	Social Sector	Education	Boys' Education Complex											
2	2016-17			Construction of Hostel Building inside(Boys' Education Complex,) 250 Seated	Muduliguda	1	1 No	50.00	50.00	250		250	DDA	CCD	
3	2016-17			Completion of incomplete Boundry wall of boys education complex	Muduliguda	2	100 Mtr	3.35	6.70	250		250	DDA	CCD	
4	2016-17			Metaling & CC Road from Main road to School Point at Boys' Educational Complex	Muduliguda	2.5	100 Mtr	5.00	12.50	250		250	DDA	CCD	
5	2016-17			Girls' Education Complex											
6	2016-17			Building repair & mantanance of Girls Educational Complex (DA)	Nandiniguda	1	1 No	1.64	1.64		250	250	DDA	CCD	
7	2016-17			Maintance Allowance including mess charges (DA)	Nandiniguda	250	1 No	0.010	2.50		250	250	DDA	CCD	
8	2016-17			Provision of three pairs of dress to about 250 students Girls Edu. Complex (DA)	Nandiniguda	250	3 No	0.003	0.75		250	250	DDA	CCD	
9	2016-17			Supply of reading writing, games and sports materials Girls Educatonal Complex (DA)	Nandiniguda	250	1 No	0.006	1.50		250	250	DDA	CCD	
10	2016-17			Examination fees (DA)	Nandiniguda	250	1 No	0.0005	0.13		250	250	DDA	CCD	
11	2016-17			Honorarium for full time teacher (DA)	Nandiniguda	11	1 No	0.312	3.43			11	DDA	CCD	
12	2016-17			Honorarium for Accountant (DA)	Nandiniguda	1	1 No	0.42	0.42			1	DDA	CCD	
13	2016-17			Honorarium for Peon (DA)	Nandiniguda	2	1 No	0.1560	0.31			2	DDA	CCD	
14	2016-17			Honorarium for Watchmen (DA)	Nandiniguda	1	1 No	0.1560	0.16			1	DDA	CCD	
15	2016-17			Honorarium for Sweeper (DA)	Nandiniguda	2	1 No	0.5376	1.08			2	DDA	CCD	
16	2016-17			Honorarium for Cooks (DA)	Nandiniguda	5	1 No	0.5136	2.57			5	DDA	CCD	
17	2016-17			Electricity and Water chrges (DA)	Nandiniguda	1	1 No	1.20	1.20		250	250	DDA	CCD	
18	2016-17			Medical Care/ Contingency (DA)	Nandiniguda	1	1 No	0.90	0.90		250	250	DDA	CCD	
19	2016-17			Health care (Hospitalization, visit of doctors, annual health check up etc) (DA)	Nandiniguda	1	1 No	0.60	0.60		250	250	DDA	CCD	
20	2016-17			Miscellaneous including toiletries etc (DA)	Nandiniguda	100	1 No	0.01	1.00		100	100	DDA	CCD	
21	2016-17					Gyana Mandir									

Sl. No.	Year	Sector	Sub-Sector	Annual Works Proposed (along with rates)	Name of Village / Hamlet whether the proposed works is to be undertaken	Quantity (where applicable e.g. Housing roads etc.)	Unit	Rate per Unit	Financial Target (Rs. In Lakhs)	No. of PVTG Beneficiaries (Male and Female separately where feasible)			Implementing Agency (State Govt./UT Admn./N GO)	Funding Source
										Male	Female	Total		
I	II	III	IV	V	VI	VII	VIII	IX	X	XI	XII	XIII	XIV	XV
22	2016-17			Supply of 02 pairs of Dresses & Reading writing materials to the students of Gyana Mandir	All Gyana Mandir	7	1 No	0.50	3.50	90	110	200	DDA	CCD
23	2016-17			Provision for Annual Sports	2 Education Complex (Girls,Boys)	2	1 No	0.55	1.10	250	250	500	DDA	CCD
24	2016-17			Education Sub Total					91.98					
25	2016-17		Health & Nutrition	Kitchen garden in Boys' Educational Complex	Muduliguda	1	1 No	0.50	0.50		250	200	DDA	CCD
26	2016-17			Kitchen garden in Govt Girls' high School	Nandiniguda	1	1 No	0.50	0.50		250	269	DDA	CCD
27	2016-17			Health Camp	37 villages	37	1 No	0.10	3.70	3663	3987	7650	DDA	CCD
28	2016-17			Ambulance Power boat at for Orapadar and Jantri	22 villages	2	1	12.00	24.00		37 Villag		DDA	CCD
29	2016-17			Organisation of Health Camp	16 village	16	1	0.25	4.00			1828	DDA	CCD
30	2016-17			Supply of Medicines with transportation of Didayee patients	37 village			3.20	3.20			1828	DDA	CCD
31	2016-17			Sub Total					35.90					
32	2016-17			Total					127.88					
33	2016-17	Infrastruc ture	Connectivity	Construction of Culvert	Gongapoda	1	1 No	5.00	5.00			513	DDA	CCD
34	2016-17				Suripoda	2	1 No	5.00	10.00		134	DDA	CCD	
35	2016-17				Bamring	1	1 No	5.00	5.00		131	DDA	CCD	
36	2016-17				Damdorbeda	1	1 No	5.00	5.00		618	DDA	CCD	
37	2016-17				Totaguda	2	1 No	5.00	10.00		248	DDA	CCD	
38	2016-17				Nilapari	3	1 No	5.00	15.00		521	DDA	CCD	
39	2016-17				Oringi	1	1 No	5.00	5.00		701	DDA	CCD	
40	2016-17						CC road	Suripoda	1.2	100 mtr.	5.00	6.00		134
41	2016-17			Sub Total					61.00					
42	2016-17		Housing	Construction of new AWC building & mini AWC	4villages	4	1 No	7.00	28.00			164	DDA	CCD
43	2016-17			Sub Total					28.00					
44	2016-17		Electrifi cation	Installation of Solar Home Light	Dabuguda	4	1 No	0.18	0.72			150	DDA /OREDA	CCD
45	2016-17			Installation of Solar Home Light	Damdorbeda	4	1 No	0.18	0.72			615	DDA /OREDA	CCD

Sl. No.	Year	Sector	Sub-Sector	Annual Works Proposed (along with rates)	Name of Village / Hamlet whether the proposed works is to be undertaken	Quantity (where applicable e.g. Housing roads etc.)	Unit	Rate per Unit	Financial Target (Rs. In Lakhs)	No. of PVTG Beneficiaries (Male and Female separately where feasible)			Implementing Agency (State Govt./UT Admn./NGO)	Funding Source		
										Male	Female	Total				
I	II	III	IV	V	VI	VII	VIII	IX	X	XI	XII	XIII	XIV	XV		
46	2016-17				Bamring	4	1 No	0.18	0.72			131	DDA /OREDA	CCD		
47	2016-17				Suripoda	3	1 No	0.18	0.54			134	DDA /OREDA	CCD		
48	2016-17				Nilapari	4	1 No	0.18	0.72			201	DDA /OREDA	CCD		
49	2016-17				Gongapoda	2	1 No	0.18	0.36			513	DDA /OREDA	CCD		
50	2016-17				Totaguda	2	1 No	0.18	0.36			109	DDA /OREDA	CCD		
51	2016-17				Muduluguda (A)	10	1 No	0.18	1.80			521	DDA /OREDA	CCD		
52	2016-17			Solar Home Light(Lenthal)	All Didayi Villages	324	1No	0.05	16.20			324	DDA /OREDA	CCD		
53	2016-17				Sub Total				22.14							
54	2016-17				Total				111.14							
55	2016-17	Sustainable Livelihood Project	Irrigation	Construction of Diversion Weir	Purunagumma	1	1 No	5.00	5.00			229	DDA	CCD		
56	2016-17			Construction of WHS	Oringi	1	1 No	5.00	5.00	5.00	5.00			450	DDA	CCD
57	2016-17			Construction of WHS	Chilipodar	1	1 No	5.00	5.00	5.00	5.00			146	DDA	CCD
58	2016-17			Construction of WHS	Tikirapada-A	1	1 No	5.00	5.00	5.00	5.00			247	DDA	CCD
59	2016-17			Construction of WHS	Damdarbeda	1	1 No	5.00	5.00	5.00	5.00			215	DDA	CCD
60	2016-17			Stone-wall Bonding	Bamring	2	1 No	5.00	10.00	5.00	10.00			132	DDA	CCD
61	2016-17			Stone-wall Bonding	Dantipada	3	1 No	1.50	4.50	1.50	4.50			131	DDA	CCD
62	2016-17			Construction of Check Dam.	Badankaiguda	1	1 No	5.00	5.00	5.00	5.00			201	DDA	CCD
63	2016-17			Construction of Check Dam.	Dabuguda	1	1 No	5.00	5.00	5.00	5.00			201	DDA	CCD
64	2016-17			.Cross band at Nilapari	Nilapari	2	1 No	5.00	10.00	5.00	10.00			201	DDA	CCD
65	2016-17			Cross band at Deamdarbeda	Damdarbeda	1	1 No	5.00	5.00	5.00	5.00			615	DDA	CCD
66	2016-17			Cross band at Suripada	Suripada	1	1 No	5.00	5.00	5.00	5.00			135	DDA	CCD
67	2016-17			Const. of drain at Muduliguda-a	Muduliguda (A)	1	1 No	5.00	5.00	5.00	5.00			521	DDA	CCD
68	2016-17			Drain at Nilapari	Nilapari	2	1 No	5.00	10.00	5.00	10.00			201	DDA	CCD
69	2016-17	Drain at Barlubandha	Barlubandha	1	1 No	5.00	5.00	5.00	5.00			118	DDA	CCD		
70	2016-17			Diesel Pump set	25 Villages	25	1Nos	0.15	3.75			25 Villages	DDA	CCD		
71	2016-17				Sub Total				93.25							

Sl. No.	Year	Sector	Sub-Sector	Annual Works Proposed (along with rates)	Name of Village / Hamlet whether the proposed works is to be undertaken	Quantity (where applicable e.g. Housing roads etc.)	Unit	Rate per Unit	Financial Target (Rs. In Lakhs)	No. of PVTG Beneficiaries (Male and Female separately where feasible)			Implementing Agency (State Govt./UT Admn./NGO)	Funding Source
										Male	Female	Total		
I	II	III	IV	V	VI	VII	VIII	IX	X	XI	XII	XIII	XIV	XV
72	2016-17		Agriculture	Agriculture Mini Kits	10 villages	10	1 Ac	0.30	3.00			10	DDA	CCD
73	2016-17			Supply of materials like ,Maiza,Niger,Ground nut,Musterd oil,Ragi	All DDA villages	35	50HC	0.40	14.00			All 37 villages	DDA	CCD
74	2016-17			Supply of Oil seed (Niger/ Mustard/ Ground nut / Local Pulses (Mung/Biri/ Kandula)	Bataguda	5	10	0.20	1.00			10	DDA	CCD
75	2016-17			Sub Total					18.00					
76	2016-17		Horticulture	Mango,Cashew,Jafra ,Banana cultivation	35 Village of DDA	35	36	2.00	70.00			35	DDA & DDH	CCD
77	2016-17			Cultivation of Ginger and Turmeric	All DDA Villages	37	37 aC	1.00	37.00			37	DDA & DDH	CCD
78	2016-17			Sub Total					107.00					
79	2016-17			Supply of Banaraj Chicks	192 beneficiaries	192	1Nos	0.05	9.60			192	CDVO	CCD
80	2016-17		Animal Husbandry	Supply of Fishing Net	Dabuguda	15	1 No	0.40	6.00			13	DDA	CCD
81	2016-17			Supply of Fishing Net	Jholaguda	10	1 No	0.40	4.00			8	DDA	CCD
82	2016-17			Supply of Fishing Net	Tikirapada-B	16	1 No	0.40	6.40			10	DDA	CCD
83	2016-17			Supply of Banaraj Chicks	12 Villages	12	1 No	0.20	2.40			130	CDVO	CCD
84	2016-17			Sub Total					28.40					
85	2016-17		SHG Developmm ent	Micro Credit support to SHGs	All Villages	36	1 No	0.10	3.60			460	DDA	CCD
86	2016-17			Micro Enterprise training to WSHGs	All SHGs	7	1 No	1.20	8.40			All SHGs	DDA & All Line Deptts.	CCD
87	2016-17			Sub Total					12.00					
88	2016-17		Land Developmen t	Stone-wall Bunding & Leveling	Oringi	50	1AC	0.20	10.00			50	DDA	CCD
89	2016-17			Stone-wall Bunding & Leveling	Orapdar	30	1AC	0.20	6.00			50	DDA	CCD
90	2016-17			Stone-wall Bunding & Leveling	Kodigandhi	12.5	1AC	0.20	2.50			50	DDA	CCD
91	2016-17			Stone-wall Bunding & Leveling	Sanyasiguda	10	1AC	0.20	2.00			50	DDA	CCD
92	2016-17			Stone-wall Bunding & Leveling	Totaguda	10	1AC	0.20	2.00			50	DDA	CCD
93	2016-17			Stone-wall Bunding & Leveling	Disariguda	10	1AC	0.20	2.00			50	DDA	CCD
94	2016-17			Stone-wall Bunding & Leveling	Nadimanjuri	10	1AC	0.20	2.00			50	DDA	CCD
95	2016-17			Sub Total					26.50					
96	2016-17		Social Securi	New & Renewal for old families under Janashree Bima Yojana	All 37 Villages	2526	1 No	0.005	12.63			1819	DDA	CCD
97	2016-17			Sub Total					12.63					

Sl. No.	Year	Sector	Sub-Sector	Annual Works Proposed (along with rates)	Name of Village / Hamlet whether the proposed works is to be undertaken	Quantity (where applicable e.g. Housing roads etc.)	Unit	Rate per Unit	Financial Target (Rs. In Lakhs)	No. of PVTG Beneficiaries (Male and Female separately where feasible)			Implementing Agency (State Govt./UT Admn./NGO)	Funding Source	
										Male	Female	Total			
I	II	III	IV	V	VI	VII	VIII	IX	X	XI	XII	XIII	XIV	XV	
98	2016-17		Market linkage	Repair of Market pindi	Muduliguda-B	1	1 No	2.50	2.50			10	DDA	CCD	
99	2016-17			Construction of storage godown and Market linkage for promotion agriculture and Horticulture product	Nilapari	1	1 No	4.13	4.13			5	DDA	CCD	
100	2016-17			Sub Total					6.63						
101	2016-17	Capacity Building & Skill Training		Driving	Kudumuluguma	10	1 No	0.200	2.000			10	DDA	CCD	
102	2016-17			Tailoring & Cloth embroidery	Kudumuluguma	10	1 No	0.245	2.450				5	DDA	CCD
103	2016-17			Computer Operation	Kudumuluguma	5	1 No	0.25	1.250				10	DDA	CCD
104	2016-17			Mason training	Kudumuluguma	10	1 No	0.242	2.420				10	DDA	CCD
105	2016-17			Welding	Kudumuluguma	10	1 No	0.25	2.535				6	DDA	CCD
106	2016-17			Sub Total					10.66						
107	2016-17	Conservation of Culture		Construction of Museum-cum-Cultural Craft Centre	Purunagumma	1	2000 Sq feet	30.00	30.00	111	118	229	DDA	CCD	
108	2016-17			Supply of costumes for dance and musical instruments	Purunagumma	1	1 no	1.00	1.00	111	118	229	DDA	CCD	
109	2016-17			Sponsoring of cultural troupes for participation at District / State/ National programme	All Villages	1	1 no	3.00	3.00				All 37 villages	DDA	CCD
110	2016-17			Annual Tribal Sports at Micro Project level to identify the sports person	All Villages	1	1 no	2.00	2.00				All 37 villages	DDA	CCD
111	2016-17			Exposure visit to other Micro Project Area	All Villages	1	1 no	2.00	2.00				All 37 villages	DDA	CCD
112	2016-17			Sub Total					38.00						
113	2016-17	Project Management		Survey, Monitoring & Evaluation Expenses	Kudumulugumma	1	1 No	1.00	1.00			All 37 Villages	DDA	CCD	
114	2016-17			Remuneration of MPWs(D.A)	All Gyana Mandirs	7	1Nos	0.12	0.84	7		7	DDA	CCD	
115	2016-17			Sub Total					1.84						
116	2016-17			Grand Total					593.92						
1	2017-18	Social Sector		<u>Boys' Education Complex.</u>											

Sl. No.	Year	Sector	Sub-Sector	Annual Works Proposed (along with rates)	Name of Village / Hamlet whether the proposed works is to be undertaken	Quantity (where applicable e.g. Housing roads etc.)	Unit	Rate per Unit	Financial Target (Rs. In Lakhs)	No. of PVTG Beneficiaries (Male and Female separately where feasible)			Implementing Agency (State Govt./UT Admn./NGO)	Funding Source
										Male	Female	Total		
I	II	III	IV	V	VI	VII	VIII	IX	X	XI	XII	XIII	XIV	XV
2	2017-18		Education	Maintenance Allowance including mess charges	Muduliguda	250	1 No	0.08	20.00	250		250	DDA	CCD
3	2017-18			Provision of three pairs of dress in Boys' Edu. Complex	Muduliguda	250	1 No	0.009	2.25	250		250	DDA	CCD
4	2017-18			Cash stipend for availing tuition / coaching per primary students	Muduliguda	250	1 No	0.012	3.00	250		250	DDA	CCD
5	2017-18			Course Book, stationaries and other educational matters	Muduliguda	250	1 No	0.006	1.50	250		250	DDA	CCD
6	2017-18			Exam Fees	Muduliguda	250	1 No	0.0005	0.13	250		250	DDA	CCD
7	2017-18			Honorarium for full time teacher	Muduliguda	8	1 No	0.912	7.30			8	DDA	CCD
8	2017-18			Honorarium for Accountant	Muduliguda	1	1 No	0.84	0.84			1	DDA	CCD
9	2017-18			Honorarium for Cooks	Muduliguda	5	1 No	0.6936	3.47			5	DDA	CCD
10	2017-18			Honorarium for Watchmen	Muduliguda	2	1 No	0.6936	1.39			2	DDA	CCD
11	2017-18			Honorarium for Sweeper	Muduliguda	2	1 No	0.6936	1.39			2	DDA	CCD
12	2017-18			Honorarium for Peon	Muduliguda	1	1 No	0.6936	0.69			1	DDA	CCD
13	2017-18			Vocational/Skill development Training	Muduliguda	250	1 No	0.004	1.00			250	DDA	CCD
14	2017-18			Electricity and Water Charges	Muduliguda	1	1 No	1.2000	1.20			250	DDA	CCD
15	2017-18			Medical Care/ Contingency	Muduliguda	250	1 No	0.0075	1.88			250	DDA	CCD
16	2017-18			Health Care (Hospitalization, visit of Doctors, annual health check up etc)	Muduliguda	250	1 No	0.005	1.25			250	DDA	CCD
17	2017-18			Miscellaneous including Toiletries	Muduliguda	250	1 No	0.006	1.50			250	DDA	CCD
18	2017-18			PTA/ Sports Function/ Cultural function	Muduliguda	250	1 No	0.0015	0.38			250	DDA	CCD
19	2017-18			Tour/ Campus	Muduliguda	250	1 No	0.02	5.00			250	DDA	CCD
20	2017-18			Incentives to each Boy student to meet their day to day requirement	Muduliguda	250	1 No	0.012	3.00			250	DDA	CCD
21	2017-18			Construction of Common room	Muduliguda	1	1 No	5.00	5.00	250		250	DDA	CCD
22	2017-18			Cash stipend for availing tuition / coaching per primary students	Muduliguda	250	1 No	0.012	3.00	200		250	DDA	CCD
23	2017-18			Supply of reading writing, games and sports materials Boys Education Complex	Muduliguda	250	1 No	0.006	1.50	200		250	DDA	CCD
24	2017-18			Girls' Education Complex										

Sl. No.	Year	Sector	Sub-Sector	Annual Works Proposed (along with rates)	Name of Village / Hamlet whether the proposed works is to be undertaken	Quantity (where applicable e.g. Housing roads etc.)	Unit	Rate per Unit	Financial Target (Rs. In Lakhs)	No. of PVTG Beneficiaries (Male and Female separately where feasible)			Implementing Agency (State Govt./UT Admn./N GO)	Funding Source
										Male	Female	Total		
I	II	III	IV	V	VI	VII	VIII	IX	X	XI	XII	XIII	XIV	XV
25	2017-18			Building repair & maintenance of Girls' Education Complex (DA)	Nandiniguda	1	1 No	1.64	1.64			250	DDA	CCD
26	2017-18			Maintenance Allowance including mess charges (DA)	Nandiniguda	250	1 No	0.010	2.50			250	DDA	CCD
27	2017-18			Provision of three pairs of dress to about 250 students Girls Edu. Complex (DA)	Nandiniguda	250	3 No	0.003	0.75			250	DDA	CCD
28	2017-18			Cash stipend for availing tuition / coaching per primary students (DA)	Nandiniguda	150	1 No	0.010	1.50			150	DDA	CCD
29	2017-18			Cash stipend for availing tuition / coaching per Upper primary students (DA)	Nandiniguda	100	1 No	0.020	2.00			100	DDA	CCD
30	2017-18			Supply of reading writing, games and sports materials Girls Educational Complex (DA)	Nandiniguda	250	1 No	0.006	1.50			250	DDA	CCD
31	2017-18			Examination fees (DA)	Nandiniguda	250	1 No	0.0005	0.13			250	DDA	CCD
32	2017-18			Honorarium for full time teacher (DA)	Nandiniguda	11	1 No	0.312	3.43			1	DDA	CCD
33	2017-18			Honorarium for Accountant (DA)	Nandiniguda	1	1 No	0.42	0.42			1	DDA	CCD
34	2017-18			Honorarium for Watchmen (DA)	Nandiniguda	1	1 No	0.5376	0.54			1	DDA	CCD
35	2017-18			Honorarium for Sweeper(DA)	Nandiniguda	2	1 No	0.5376	1.08			2	DDA	CCD
36	2017-18			Honorarium for Peon (DA)	Nandiniguda	2	1 No	0.5136	1.03			2	DDA	CCD
37	2017-18			Honorarium for Cooks (DA)	Nandiniguda	5	1 No	0.5136	2.57			5	DDA	CCD
38	2017-18			Electricity and Water charges(DA)	Nandiniguda	1	1 No	1.20	1.20			250	DDA	CCD
39	2017-18			Medical Care/ Contingency(DA)	Nandiniguda	1	1 No	0.90	0.90			250	DDA	CCD
40	2017-18			Health care (Hospitalization, visit of doctors, annual health check up etc)(DA)	Nandiniguda	1	1 No	0.60	0.60			250	DDA	CCD
41	2017-18			Miscellaneous including toiletries etc (DA)	Nandiniguda	150	1 No	0.002	0.30			150	DDA	CCD
42	2017-18			Miscellaneous including toiletries etc	Nandiniguda	100	1 No	0.0026	0.26			100	DDA	CCD
43	2017-18			Tour / Campus (DA)	Nandiniguda	250	1 No	0.02	5.00			250	DDA	CCD

Sl. No.	Year	Sector	Sub-Sector	Annual Works Proposed (along with rates)	Name of Village / Hamlet whether the proposed works is to be undertaken	Quantity (where applicable e.g. Housing roads etc.)	Unit	Rate per Unit	Financial Target (Rs. In Lakhs)	No. of PVTG Beneficiaries (Male and Female separately where feasible)			Implementing Agency (State Govt./UT Admn./NGO)	Funding Source
										Male	Female	Total		
I	II	III	IV	V	VI	VII	VIII	IX	X	XI	XII	XIII	XIV	XV
44	2017-18			Provision for Annual Sports(DA)	2 High schools(Boy & Girl), 1 Education Complex (Girls)	1	1 No	0.26	0.26	367		914	DDA	CCD
45	2017-18			Construction of Gyan Mandir	Jholaguda	1	1No	7.50	7.50			50	DDA	CCD
46	2017-18			Course Book, stationaries and other educational matters	All Gyan Mandirs	3	1 No	0.34	1.02			150	DDA	CCD
47	2017-18				Total				102.76					
48	2017-18		Health & Nutrition	Supply of medicines diet and reimbrusment of medicines(including) Auyurvedic consultancy	All Villages	37	1 No	0.250	9.25			All Villagers	DDA	CCD
49	2017-18			Development of habitat clearing of village sourrounding, drainage system, compost pit, improvement of street/ footpath (Bush cutting)	18 Villages	18	1 No	0.500	9.00			All Villagers	DDA	CCD
50	2017-18			Maintanance of Ambulance	Nilapari	1	1 No	2.000	2.00			All Villagers	H & FW & DDA	CCD
51	2017-18			Remuneration of Ambulance Driver	All Villages	1	1 No	2.000	2.00			All Villagers	H & FW & DDA	CCD
52	2017-18			Organisation of Special T.B identification camp / eye camp.	All villages	1	1 No	1.000	1.00			Whole DDA Area	H & FW & DDA	CCD
53	2017-18			Organisation of Health camp	All Villages	37	1 No	0.200	7.40			All Villagers	H & FW & DDA	CCD

Sl. No.	Year	Sector	Sub-Sector	Annual Works Proposed (along with rates)	Name of Village / Hamlet whether the proposed works is to be undertaken	Quantity (where applicable e.g. Housing roads etc.)	Unit	Rate per Unit	Financial Target (Rs. In Lakhs)	No. of PVTG Beneficiaries (Male and Female separately where feasible)			Implementing Agency (State Govt./UT Admn./NGO)	Funding Source
										Male	Female	Total		
I	II	III	IV	V	VI	VII	VIII	IX	X	XI	XII	XIII	XIV	XV
54	2017-18			Transportation of serious wounded ill suffered patients for treatment	All Villages	1	1 No	4.000	4.00			All Villagers	H & FW & DDA	CCD
55	2017-18			DDT spray to all households	All households		1 No		0.00			1819	H & FW & DDA	CCD
56	2017-18			First-Aid training to traditional Medicines man, lady Labour Attendant (LLA) to educated Bonda youth and MPW and supply of kits and boxes with first-aid medicines including girls and adults)	All villages	1	1 No	4.000	4.00			100	H & FW & DDA	CCD
57	2017-18			Yearly Sick Cell Screening of all children (0-14Years)	37 Villages	400	1 No	0.001	0.40			37 Villages	H & FW & DDA	CCD
58	2017-18				Total				39.05					
59	2017-18		Drinking water & Sanitation											
60	2017-18				Total				0.00					
61				Sub Total					141.81					
62	2017-18	Infrastructure	Connectivity	Completion of Incomplete CC road	Maribeda	1	1 No	5.00	5.00			95	DDA	CCD
63	2017-18			Culverts	Maribeda	2	1 No	5.00	10.00			95	DDA	CCD
64	2017-18			Completion of Incomplete CC road	Kantamanjuri	2	100 mtrs	5.00	10.00			102	DDA	CCD
65	2017-18			Metal Mudum road	Kantamanjuri	1.6	1 No	5.00	8.00			102	DDA	CCD
66	2017-18			Culverts	Kantamanjuri	2	1 No	5.00	10.00			102	DDA	CCD
67	2017-18			Completion of Incomplete CC road	Arlingpada	2	100 mtrs	5.00	10.00			56	DDA	CCD
68	2017-18			Metal Murum road	Arlingpada	0.5	1 No	8.00	4.00			56	DDA	CCD
69	2017-18			Culverts	Arlingpada	1	1 No	5.00	5.00			56	DDA	CCD
70	2017-18			Metal Murum road	Tabaru	1	1 No	4.00	4.00			236	DDA	CCD
71	2017-18				Total				66.00					

Sl. No.	Year	Sector	Sub-Sector	Annual Works Proposed (along with rates)	Name of Village / Hamlet whether the proposed works is to be undertaken	Quantity (where applicable e.g. Housing roads etc.)	Unit	Rate per Unit	Financial Target (Rs. In Lakhs)	No. of PVTG Beneficiaries (Male and Female separately where feasible)			Implementing Agency (State Govt./UT Admn./NGO)	Funding Source
										Male	Female	Total		
I	II	III	IV	V	VI	VII	VIII	IX	X	XI	XII	XIII	XIV	XV
72	2017-18		Housing	IAY house	Damdarbeda	29	1 No	1.04	30.16			30	DDA	CCD
73	2017-18					Total			30.16					
74	2017-18		Electrification	Solarlight (Street light)	Tabaru	4	1 No	0.30	1.20			236	REDA/DD	CCD
75	2017-18			House light	Tabaru	15	1 No	0.5	7.50			10	REDA/DD	CCD
76	2017-18			Solarlight (Street light)	Dhakodpadar	4	1 No	0.20	0.80			240	REDA/DD	CCD
77	2017-18			House light	Dhakodpadar	20	1 No	0.05	1.00			10	REDA/DD	CCD
78	2017-18			Solarlight (Street light)	Jantri	4	1 No	0.20	0.80			88	REDA/DD	CCD
79	2017-18			House light	Jantri	17	1 No	0.05	0.85			5	REDA/DD	CCD
80	2017-18			Solarlight (Street light)	Angurguda	3	1 No	0.30	0.90			80	REDA/DD	CCD
81	2017-18			House light	Angurguda	10	1 No	0.05	0.50			5	REDA/DD	CCD
82	2017-18			Solarlight (Street light)	Arlingpada	3	1 No	0.30	0.90			56	REDA/DD	CCD
83	2017-18			House light	Arlingpada	17	1 No	0.05	0.85			5	REDA/DD	CCD
84	2017-18			Solarlight (Street light)	Kantamanjuri	4	1 No	0.3	1.20			102	REDA/DD	CCD
85	2017-18			House light	Kantamanjuri	10	1 No	0.05	0.50			10	REDA/DD	CCD
86	2017-18			Solarlight (Street light)	Badankaguda	4	1 No	0.3	1.20			313	REDA/DD	CCD
87	2017-18			House light	Badankaguda	75	1 No	0.05	3.75			75	REDA/DD	CCD
88	2017-18			Solarlight (Street light)	Maribeda	3	1 No	0.3	0.90			95	REDA/DD	CCD
89	2017-18			House light	Maribeda	20	1 No	0.05	1.00			10	REDA/DD	CCD
90	2017-18					Total			23.85					
91				Sub Total					120.01					
92	2017-18	Sustainable Livelihood Project	Irrigation	Construction of Drain	Damdarbeda	1	100 mtrs	5.00	5.00			615	DDA	CCD
93	2017-18			Construction of Drain	Suripada	1	100 mtrs	5.00	5.00			134	DDA	CCD
94	2017-18			Construction of Drain	Gangapada	1	100 mtrs	5.00	5.00			513	DDA	CCD
95	2017-18			Construction of Drain	Bataguda	1	100 mtrs	5.00	5.00			146	DDA	CCD

Sl. No.	Year	Sector	Sub-Sector	Annual Works Proposed (along with rates)	Name of Village / Hamlet whether the proposed works is to be undertaken	Quantity (where applicable e.g. Housing roads etc.)	Unit	Rate per Unit	Financial Target (Rs. In Lakhs)	No. of PVTG Beneficiaries (Male and Female separately where feasible)			Implementing Agency (State Govt./UT Admn./N GO)	Funding Source
										Male	Female	Total		
I	II	III	IV	V	VI	VII	VIII	IX	X	XI	XII	XIII	XIV	XV
96	2017-18			Field Canal	Chilipdar	1.5	100 mtrs	5.00	7.50			157	DDA	CCD
97	2017-18			Construction of cheak dam at Karkaguda	Karkaguda	1.74	100 mtrs	5.00	8.70			120	DDA	CCD
98	2017-18			Construction of Diversion were near Tikarapada -A	Tikrapada-A	1	100 mtrs	5.00	5.00			48	DDA	CCD
99	2017-18			Field chanal at Tabaru	Tabaru	1	100 mtrs	5.00	5.00			215	DDA	CCD
100	2017-18			Field Canal	Naringijhola	1	100 mtrs	5.00	5.00			214	DDA	CCD
101	2017-18			Construction of Drain	Amlibeda	1	100 mtrs	5.00	5.00			148	DDA	CCD
102	2017-18			Cheakdam at Gardenpadar	Gardenpadar	1	100 mtrs	5.00	5.00			215	DDA	CCD
103	2017-18			Cheakdam at Naringijhola	Naringgijhola	1	100 mtrs	5.00	5.00			251	DDA	CCD
104	2017-18			Cheakdam at Amlibeda	Amlibeda	1	100 mtrs	5.00	5.00			482	DDA	CCD
105	2017-18			Cheakdam at Angurguda	Angurguda	1	100 mtrs	5.00	5.00			215	DDA	CCD
106	2017-18			Cheakdam at Chilipadar	Chilipadar	1	100 mtrs	4.50	4.50			158	DDA	CCD
107	2017-18			Construction of Drain	Ghisinghbeda	2	100 mtrs	2.50	5.00			307	DDA	CCD
108	2017-18			Construction of Drain	Angurguyda	2	100 mtrs	2.50	5.00			80	DDA	CCD
109	2017-18			Construction of Drain	Khajuriguda	2	100 mtrs	2.50	5.00			194	DDA	CCD
110	2017-18			Construction of Drain	Orapadar	2	100 mtrs	2.50	5.00			375	DDA	CCD
111	2017-18								100.70					
112	2017-18		Agriculture	Supply of materials like maize,niger,groun note ,mustard,ragi	All DDA Villages	60	1 No	0.33	19.80			60	DDA	CCD

Sl. No.	Year	Sector	Sub-Sector	Annual Works Proposed (along with rates)	Name of Village / Hamlet whether the proposed works is to be undertaken	Quantity (where applicable e.g. Housing roads etc.)	Unit	Rate per Unit	Financial Target (Rs. In Lakhs)	No. of PVTG Beneficiaries (Male and Female separately where feasible)			Implementing Agency (State Govt./UT Admn./NGO)	Funding Source
										Male	Female	Total		
I	II	III	IV	V	VI	VII	VIII	IX	X	XI	XII	XIII	XIV	XV
113	2017-18					Total			19.80					
114	2017-18		Horticulture	Mango ,cashew ,Jafra ,Banana plantation	All DDA Villages	20	1Ac	4.25	85.00			All villagers	DDA	CCD
115	2017-18			Wadi Cultivation	All DDA Villages	12	1Ac	1.00	12.00			All villagers	DDA	CCD
116	2017-18			Cultivation of Ginger and Termuric	All DDA Villages	50	1Ac	0.40	20.00			All villagers	DDA	CCD
117	2017-18					Total			117.00					
118	2017-18		Animal Husbandry	Pair of Bullock	Tikarapada-A	7	1 No	0.30	2.10			7	DDA	CCD
119	2017-18			Pair of Bullock	Badankiaguda	9	1 No	0.30	2.70			9	DDA	CCD
120	2017-18			Pair of Bullock	Damdarbeda	23	1 No	0.30	6.90			38	DDA	CCD
121	2017-18			Animal Health Camp	Didayi village	6	1 No	0.10	0.60			600	DDa	CCD
122	2017-18			Cattle shad for plough	Didayi Village	15	1 No	0.10	1.50			15	DDA	CCD
123	2017-18			Supply of Net & Boat	Khajuriguda	10	1 No	0.40	4.00			8	DDA	CCD
124	2017-18					Total			17.80					
125	2017-18		SHG Development	Provision of Micro Credit support	4 SHGs	4	1 No	1.25	5.00			50	DDA	CCD
126	2017-18			Income Generation through Micro Project	4 SHGs	4	1 No	1.00	4.00			48	DDA	CCD
127	2017-18					Total			9.00					
128	2017-18		Land Development	Dry stone packing ,stone bunding,reclamation and land development	Balubandha,Nilapari,Oringi,Muduliguda,Kaning,Purunagumma,Chilipadar,Tikirapada-A	64	1 Ac	0.45	28.80			256	DDA	CCD

Sl. No.	Year	Sector	Sub-Sector	Annual Works Proposed (along with rates)	Name of Village / Hamlet whether the proposed works is to be undertaken	Quantity (where applicable e.g. Housing roads etc.)	Unit	Rate per Unit	Financial Target (Rs. In Lakhs)	No. of PVTG Beneficiaries (Male and Female separately where feasible)			Implementing Agency (State Govt./UT Admn./NGO)	Funding Source
										Male	Female	Total		
I	II	III	IV	V	VI	VII	VIII	IX	X	XI	XII	XIII	XIV	XV
129	2017-18				Total				28.80					
130	2017-18		Market linkage	Repair of Market Pindi	All 37 villages	1	1	2.5	2.50				DDA	CCD
131	2017-18			Market complex for Didayi persons	All 37 villages	1	1	4.5	4.50				DDA	CCD
132	2017-18				Total				7.00					
133	2017-18		Social Security	Natural calamity	All 37 villages				11.28				DDA	CCD
134	2017-18			Jayashree Bima Yojana	All 37 villages	100	1 No	0.005	0.50			100	DDA	CCD
135	2017-18			RSVY scheme	All 37 villages	1870	1 No	0.001	1.87			1870	DDA	CCD
136	2017-18				Total				13.65					
137				Sub Total					313.75					
138	2017-18	Capacity Building & Skill Training		Awareness programme	All 37 villages	4	1 No	0.50	2.00			4	DDA	CCD
139	2017-18			Selection of youth for training under Mobile, Tailoring, Broom Making	Reputed ITI training center	1	1 No	11.20	11.20			All 37 Villages	DDA	CCD
140	2017-18				Total				13.20					
141	2017-18	Conservation of culture		Maintenance and management of the Museum	All Villages	1	1 No	5.26	5.26	3663	3987	All 37 Villages	DDA	CCD
142	2017-18			Construction of cultural Mandap	All Villages	4	1 No	1.04	4.16	3663	3987	All 37 Villages	DDA	CCD

Sl. No.	Year	Sector	Sub-Sector	Annual Works Proposed (along with rates)	Name of Village / Hamlet whether the proposed works is to be undertaken	Quantity (where applicable e.g. Housing roads etc.)	Unit	Rate per Unit	Financial Target (Rs. In Lakhs)	No. of PVTG Beneficiaries (Male and Female separately where feasible)			Implementing Agency (State Govt./UT Admn./N GO)	Funding Source
										Male	Female	Total		
I	II	III	IV	V	VI	VII	VIII	IX	X	XI	XII	XIII	XIV	XV
143	2017-18			Conversion of MPSC as information Centre	All Villages	10	1 No	1.00	10.00			All 37 Villages	DDA	CCD
144	2017-18			Organisation of work shop	All Villages	5	1 No	0.20	1.00			All 37 Villages	DDA	CCD
145	2017-18			Assistance for cultural Activities	All Villages	32	1 No	0.05	1.60			All 37 Villages	DDA	CCD
146	2017-18			Research and Development of primers in local language	All Villages	1	1 No	1.80	1.80			All 37 Villages	DDA	CCD
147	2017-18			Construction of village entrance gates in ethnic style,	All Villages	2	1 No	2.00	4.00			All 37 Villages	DDA	CCD
148	2017-18			Sponsoring of cultural Troups	All Villages	1	1 No	10.00	10.00			All 37 Villages	DDA	CCD
149	2017-18			Exposure visit to other Micro Project area	All Villages	1	1 no	2.00	2.00			All 37 Villages	DDA	CCD
150	2017-18				Total				39.82					

Sl. No.	Year	Sector	Sub-Sector	Annual Works Proposed (along with rates)	Name of Village / Hamlet whether the proposed works is to be undertaken	Quantity (where applicable e.g. Housing roads etc.)	Unit	Rate per Unit	Financial Target (Rs. In Lakhs)	No. of PVTG Beneficiaries (Male and Female separately where feasible)			Implementing Agency (State Govt./UT Admn./NGO)	Funding Source
										Male	Female	Total		
I	II	III	IV	V	VI	VII	VIII	IX	X	XI	XII	XIII	XIV	XV
151	2017-18	Project Management		Monitoring & Evaluation expenses	Kudumulugumma	1	1 No	3.43	3.43			All 37 Villages	DDA	CCD
152	2017-18			Remuneration of MPEWs (D.A)	All Gyan Mandirs	7	1 No	0.120	0.84			7	DDA	CCD
153	2017-18					Total			4.27					
154	2017-18			Grand Total					632.86					

1	2018-19	Social Sect	Education	Boys' Education Complex.										
2	2018-19			Building Repair and maintenance	Muduliguda	1	1	2.00	2.00	250		250	DDA	CCD
3	2018-19			Maintenance Allowance including mess c	Muduliguda	250	1	0.08	20.00	250		250	DDA	CCD
4	2018-19			Provision of three pairs of dress to about 200 students in Boys' Edu. Complex	Muduliguda	250	1	0.009	2.25	250		250	DDA	CCD
5	2018-19			Cash stipend for availing tuition / coaching per primary students	Muduliguda	250	1	0.012	3.00	250		250	DDA	CCD
6	2018-19			Course Book, stationaries and other educational matters	Muduliguda	250	1	0.006	1.50	250		250	DDA	CCD
7	2018-19			Exam Fees	Muduliguda	250	1	0.0005	0.125	250		250	DDA	CCD

Sl. No.	Year	Sector	Sub-Sector	Annual Works Proposed (along with rates)	Name of Village / Hamlet whether the proposed works is to be undertaken	Quantity (where applicable e.g. Housing roads etc.)	Unit	Rate per Unit	Financial Target (Rs. In Lakhs)	No. of PVTG Beneficiaries (Male and Female separately where feasible)			Implementing Agency (State Govt./UT Admn./N GO)	Funding Source
										Male	Female	Total		
I	II	III	IV	V	VI	VII	VIII	IX	X	XI	XII	XIII	XIV	XV
8	2018-19			Honorarium for full time teacher	Muduliguda	8	1	0.912	7.296			8	DDA	CCD
9	2018-19			Honorarium for Accountant	Muduliguda	1	1	0.84	0.84			1	DDA	CCD
10	2018-19			Honorarium for Cooks	Muduliguda	5	1	0.6936	3.468			5	DDA	CCD
11	2018-19			Honorarium for Watchmen	Muduliguda	2	1	0.6936	1.3872			2	DDA	CCD
12	2018-19			Honorarium for Sweeper	Muduliguda	2	1	0.6936	1.3872			2	DDA	CCD
13	2018-19			Honorarium for Peon	Muduliguda	1	1	0.6936	0.69360			1	DDA	CCD
14	2018-19			Vocational/Skill development Training	Muduliguda	250	1	0.004	1.00			250	DDA	CCD
15	2018-19			Electricity and Water Charges	Muduliguda	1	1	1.20	1.20			250	DDA	CCD
16	2018-19			Medical Care/ Contingency	Muduliguda	250	1	0.0075	1.88			250	DDA	CCD
17	2018-19			Health Care (Hospitalization, visit of Doctors,annual health check up etc)	Muduliguda	250	1	0.005	1.25			250	DDA	CCD
18	2018-19			Miscellaneous including Toiitries	Muduliguda	250	1	0.006	1.50			250	DDA	CCD
19	2018-19			PTA/ Sports Function/ Cultural function	Muduliguda	250	1	0.0015	0.38			250	DDA	CCD
20	2018-19			Tour/ Campus	Muduliguda	250	1	0.02	5.00			250	DDA	CCD
21	2018-19			Incentives to each Boy student to meet their day to day requirement	Muduliguda	250	1	0.012	3.00			250	DDA	CCD
22	2018-19			Provision of two pairs of dress to about 250students	Muduliguda	500 Nos	1 No	2.50	2.50	250		250	DDA	CCD
23	2018-19			Girls' Education Complex										
24	2018-19			Building repair & mantanance of Girls Educational Complex(DA)	Nandiniguda	1	1 No	1.64	1.64		250	250	DDA	CCD
25	2018-19			Maintenance Allowance including mess charges (DA)	Nandiniguda	250	1 No	0.010	2.50		250	250	DDA	CCD
26	2018-19			Provision of three pairs of dress to about 250 students Girls' Education Complex(DA)	Nandiniguda	250	3 No	0.003	0.75		250	250	DDA	CCD
27	2018-19			Cash stipend for availing tution / coaching per Primary Students(DA)	Nandiniguda	150	1 No	0.010	1.50		150	250	DDA	CCD

Sl. No.	Year	Sector	Sub-Sector	Annual Works Proposed (along with rates)	Name of Village / Hamlet whether the proposed works is to be undertaken	Quantity (where applicable e.g. Housing roads etc.)	Unit	Rate per Unit	Financial Target (Rs. In Lakhs)	No. of PVTG Beneficiaries (Male and Female separately where feasible)			Implementing Agency (State Govt./UT Admn./N GO)	Funding Source
										Male	Female	Total		
I	II	III	IV	V	VI	VII	VIII	IX	X	XI	XII	XIII	XIV	XV
28	2018-19			Cash stipend for availing tuition / coaching per Upper primary students(DA)	Nandiniguda	100	1 No	0.020	2.00		100	250	DDA	CCD
29	2018-19			Supply of reading writing, games and sports materials in Girls' Education Complex(DA)	Nandiniguda	250	1 No	0.006	1.50		250	250	DDA	CCD
30	2018-19			Examination fees(DA)	Nandiniguda	250	1 No	0.0005	0.125		250	250	DDA	CCD
31	2018-19			Honorarium for full time teacher (DA)	Nandiniguda	11	1 No	0.312	3.432			11	DDA	CCD
32	2018-19			Honorarium for Accountant(DA)	Nandiniguda	1	1 No	0.42	0.42			1	DDA	CCD
33	2018-19			Honorarium for Watchmen(DA)	Nandiniguda	1	1 No	0.5376	0.538			1	DDA	CCD
34	2018-19			Honorarium for Sweeper(DA)	Nandiniguda	2	1 No	0.5376	1.075			2	DDA	CCD
35	2018-19			Honorarium for Peon (DA)	Nandiniguda	2	1 No	0.5136	1.027			2	DDA	CCD
36	2018-19			Honorarium for Cooks(DA)	Nandiniguda	5	1 No	0.5136	2.568			5	DDA	CCD
37	2018-19			Electricity and Water charges (DA)	Nandiniguda	1	1 No	1.20	1.20		250	250	DDA	CCD
38	2018-19			Medical Care/ Contingency (DA)	Nandiniguda	1	1 No	0.90	0.90		250	250	DDA	CCD
39	2018-19			Health care (Hospitalization, visit of doctors, annual health check up etc)(DA)	Nandiniguda	1	1 No	0.60	0.60		250	250	DDA	CCD
40	2018-19			Miscellaneous including toiletries etc(DA)	Nandiniguda	150	1 No	0.002	0.30		150	250	DDA	CCD
41	2018-19			Miscellaneous including toiletries etc (DA)	Nandiniguda	100	1 No	0.0026	0.26		100	250	DDA	CCD
42	2018-19			Tour / Campus(DA)	Nandiniguda	250	1 No	0.02	5.00		250	250	DDA	CCD
43	2018-19			Construction of Twin quarter at Girls' Education Complex(DA)	Nandiniguda	2	1 No	5.00	10.00		250	250	DDA	CCD
44	2018-19		Education	Gyana Mandir										
45	2018-19			Construction of Gyana Mandir	Nadimanjuri	1	1 No	7.50	7.50	24	26	50	DDA	CCD
46	2018-19			Primary School at Oringi	Oringi	1	1 No	7.00	7.00	21	29	50	DDA	CCD
47	2018-19			Provision for supply of reading & writing materials	Nadimanjuri	1	1 No	0.26	0.26			50	DDA	CCD
48	2018-19								113.74					

Sl. No.	Year	Sector	Sub-Sector	Annual Works Proposed (along with rates)	Name of Village / Hamlet whether the proposed works is to be undertaken	Quantity (where applicable e.g. Housing roads etc.)	Unit	Rate per Unit	Financial Target (Rs. In Lakhs)	No. of PVTG Beneficiaries (Male and Female separately where feasible)			Implementing Agency (State Govt./UT Admn./NGO)	Funding Source
										Male	Female	Total		
I	II	III	IV	V	VI	VII	VIII	IX	X	XI	XII	XIII	XIV	XV
49	2018-19		Health & Nutrition	Organisation of Health camp	All Villages	37	1 No	0.20	7.40			All Villagers	H & FW & DDA	CCD
50	2018-19			Maintenance of Ambulance	Nilapari	1	1 No	3.00	3.00			All Villagers	H & FW & DDA	CCD
51	2018-19			Remuneration of Ambulance Driver	All Villages	1	1 No	2.00	2.00			All Villagers	H & FW & DDA	CCD
52	2018-19			Supply of medicines diet and reimbursment of medicines including Auyurvedic consultancy	All Villages	1	1 No	9.54	9.54			All Villagers	H & FW & DDA	CCD
53	2018-19			Transportation of serious, wounded patients for treatment	All Villages	1	1 No	5.00	5.00			All Villagers	H & FW & DDA	CCD
54	2018-19			Development of habitan clearing of village sourrounding, drainage system, compost pit, improvement of street/ footpath (Bush cutting)	37 Villages	32	1 No	0.50	16.00			All Villagers	DDA	CCD
55	2018-19			Yearly Sickle Cell Screening of all children (0-14Years)	37 Villages	200	1 No	0.002	0.40			All Villagers	Micro Project	CCD
56	2018-19								43.34					
57	2018-19		Drinking water & Sanitation											
58	2018-19								0.00					
59				Sub Total					157.08					
60	2018-19	Infrastruc ture	Connectivi ty	Completion of Incomplete CC road	Nadimanjuri	2	100 mtr	5.00	10.00			93	DDA	CCD
61	2018-19			Completion of Incomplete CC road	Damdarbeda	2	100 mtr	5.00	10.00			615	DDA	CCD
62	2018-19			Ghat cutting	Damdarbeda	1	100 mtr	3.00	3.00			615	DDA	CCD
63	2018-19			Culvert	Damdarbeda	1	1 No	5.00	5.00			615	DDA	CCD

Sl. No.	Year	Sector	Sub-Sector	Annual Works Proposed (along with rates)	Name of Village / Hamlet whether the proposed works is to be undertaken	Quantity (where applicable e.g. Housing roads etc.)	Unit	Rate per Unit	Financial Target (Rs. In Lakhs)	No. of PVTG Beneficiaries (Male and Female separately where feasible)			Implementing Agency (State Govt./UT Admn./N GO)	Funding Source
										Male	Female	Total		
I	II	III	IV	V	VI	VII	VIII	IX	X	XI	XII	XIII	XIV	XV
64	2018-19			Ghat cutting	Damdarbeda	1	1 No	3.00	3.00			615	DDA	CCD
65	2018-19			Guard wall	Damdarbeda	0.6	1 No	4.50	2.70			615	DDA	CCD
66	2018-19			Completion of Incomplete CC road	Amlibeda	2	1 No	5.00	10.00			408	DDA	CCD
67	2018-19			Metal Murum road	Amlibeda	0.3	1 No	8.00	2.40			408	DDA	CCD
68	2018-19			Footpath road	Amlibeda	3	1 No	2.00	6.00			408	DDA	CCD
69	2018-19			Pitchu road	Kaning	1	1 No	4.00	4.00			181	DDA	CCD
70	2018-19			Metal Murum road	Kaning	0.5	1 No	8.00	4.00			181	DDA	CCD
71	2018-19			Guard wall	Kaning	0.95	1 No	4.50	4.28			181	DDA	CCD
72	2018-19			Completion of Incomplete CC road	Tikarapada-A	2	1 No	5.00	10.00			247	DDA	CCD
73	2018-19					Total			74.38					
74	2018-19		Housing	Construction of Cummunity Center	6 Villages	6	1 No	5.50	33.00	356		6 Villages	DDA	CCD
75	2018-19					Total			33.00					
76	2018-19		Electrification	Solar light (Street light)	Bayapada	7	1	0.50	3.50			192	OREDA & DDA	CCD
77	2018-19			Solar light (Street light)	Oringi	6	1	0.50	3.00			701	OREDA & DDA	CCD
78	2018-19			Solar light (Street light)	Tikarapada-a	3	1	1.00	3.00			247	OREDA & DDA	CCD
79	2018-19			Solar light (Street light)	Kaning	6	1	0.50	3.00			181	OREDA & DDA	CCD
80	2018-19			Solar light (Street light)	Amlibeda	6	1	0.50	3.00			408	OREDA & DDA	CCD
81	2018-19			Solar light (Street light)	Damdarbeda	6	1	0.5	3.00			615	OREDA & DDA	CCD
82	2018-19			Solar light (Street light)	Nadimanjuri	3	1	0.3	0.90			93	OREDA & DDA	CCD
83	2018-19			Supply of Solar Home light	Bayapada	20	1	0.05	1.00			20	OREDA & DDA	CCD
84	2018-19			Supply of Solar Home light	Oringi	20	1	0.05	1.00			20	OREDA & DDA	CCD
85	2018-19			Supply of Solar Home light	Tikarapada-a	23	1	0.05	1.15			20	OREDA & DDA	CCD
86	2018-19			Supply of Solar Home light	Kaning	20	1	0.05	1.00			20	OREDA & DDA	CCD
87	2018-19			Supply of Solar Home light	Amlibeda	20	1 No	0.05	1.00			20	OREDA & DDA	CCD
88	2018-19		Supply of Solar Home light	Damdarbeda	20	1 No	0.05	1.00			20	OREDA & DDA	CCD	

Sl. No.	Year	Sector	Sub-Sector	Annual Works Proposed (along with rates)	Name of Village / Hamlet whether the proposed works is to be undertaken	Quantity (where applicable e.g. Housing roads etc.)	Unit	Rate per Unit	Financial Target (Rs. In Lakhs)	No. of PVTG Beneficiaries (Male and Female separately where feasible)			Implementing Agency (State Govt./UT Admn./N GO)	Funding Source
										Male	Female	Total		
I	II	III	IV	V	VI	VII	VIII	IX	X	XI	XII	XIII	XIV	XV
89	2018-19			Supply of Solar Home light	Nadimanjuri	20	1 No	0.05	1.00			20	OREDA & DDA	CCD
90	2018-19								26.55					
91	2018-19			Sub Total					133.93					
92	2018-19	Sustainable Livelihood Project	Irrigation	Construction of Drain	Ramaguda	2	1	4.00	8.00			31	DDA	CCD
93	2018-19			Construction of Drain	Kodigandhi	3	2	4.00	12.00			10	DDA	CCD
94	2018-19			Construction of Drain	Sanyasiguda	2	2	4.00	8.00			20	DDA	CCD
95	2018-19			Construction of Drain	Totaguda	2	2	4.00	8.00			109	DDA	CCD
96	2018-19			Construction of Drain	Disariguda	2	1	4.00	8.00			88	DDA	CCD
97	2018-19			Construction of Drain	Jantri	2.5	1	4.00	10.00			88	DDA	CCD
98	2018-19			Construction of Drain	Dhakodpadar	3	1	4.00	12.00			240	DDA	CCD
99	2018-19			Cross bund	Damdarbeda	2	1	4.00	8.00			615	DDA	CCD
100	2018-19			Land Development/ Land terracing/ Stone Binding work	Ramaguda	30	1 No	0.20	6.00			31	DDA	CCD
101	2018-19			Land Development/ Land terracing/ Stone Binding work	Kodigandhi	40	1 No	0.20	8.00			10	DDA	CCD
102	2018-19			Land Development/ Land terracing/ Stone Binding work	Sanyasiguda	40	1 No	0.20	8.00			20	DDA	CCD
103	2018-19			Land Development/ Land terracing/ Stone Binding work	Totaguda	50	1 No	0.20	10.00			109	DDA	CCD
104	2018-19			Land Development/ Land terracing/ Stone Binding work	Disariguda	30	1 No	0.20	6.00			88	DDA	CCD
105	2018-19								112.00					
106	2018-19		Agriculture	Supply of Agricultural Equipments	Angurguda	10	1	0.10	1.00			23	DDA	CCD
107	2018-19			Supply of Agricultural Equipments	Ramaguda	19	1	0.10	1.90			19	DDA	CCD
108	2018-19			Supply of Agricultural Equipments	Maribeda	9	1	0.10	0.90			9	DDA	CCD
109	2018-19			Supply of Agricultural Equipments	Jantri	5	1	0.10	0.50			5	DDA	CCD
110	2018-19			Supply of Agricultural Equipments	Nadimanjuri	4	1	0.10	0.40			4	DDA	CCD

Sl. No.	Year	Sector	Sub-Sector	Annual Works Proposed (along with rates)	Name of Village / Hamlet whether the proposed works is to be undertaken	Quantity (where applicable e.g. Housing roads etc.)	Unit	Rate per Unit	Financial Target (Rs. In Lakhs)	No. of PVTG Beneficiaries (Male and Female separately where feasible)			Implementing Agency (State Govt./UT Admn./N GO)	Funding Source
										Male	Female	Total		
I	II	III	IV	V	VI	VII	VIII	IX	X	XI	XII	XIII	XIV	XV
111	2018-19			Supply of Agricultural Equipments	Tabaru	3	1	0.10	0.30			3	DDA	CCD
112	2018-19			Pair of Bullock	Angurguda	10	1	0.30	3.00			10	DDA	CCD
113	2018-19			Pair of Bullock	Ramaguda	1	1	0.30	0.30			1	DDA	CCD
114	2018-19			Pair of Bullock	maribeda	10	1	0.30	3.00			16	DDA	CCD
115	2018-19			Pair of Bullock	jantri	8	1	0.30	2.40			8	DDA	CCD
116	2018-19			Pair of Bullock	Nadimanjuri	13	1	0.30	3.90			13	DDA	CCD
117	2018-19			Pair of Bullock	Tabaru	14	1	0.30	4.20			24	DDA	CCD
118	2018-19					Total			21.80					
119	2018-19		Horticulture	Mango plantation/Cashew plantation	All Didayi Villages	10	1 Ac	4.80	48.00			10	DDA	CCD
120	2018-19			Second year maintenance of Mango,Cashew,Banana	All Didayi Villages	20	1 Ac	1.25	25.00			20	DDA	CCD
121	2018-19			New plantation of Didayi area	All Didayi Villages	1	1 Ac	26.00	26.00			20	DDA	CCD
122	2018-19			Construction of Storage for Horticulture materials	Purugumma	15	00 Sq Kr	1.00	15.00			All Villagers	DDA	CCD
123	2018-19			Nursery	Bayapada ,Narigjhola	1	1 Ac	15.00	15.00			All Villagers	DDA	CCD
124	2018-19			Mango /Cashew plantation	All Didayi Villages	20	1 Ac	0.12	2.40			20	DDA	CCD
125	2018-19					Total			131.40					
126	2018-19		Animal Husbandry	Animal Health Camp	8villages	8	1	0.10	0.80			8 Villagers	DDA	CCD
127	2018-19			Supply of Net & Boat	Barlubandha	7	1	0.40	2.80			8	DDA	CCD
128	2018-19			Supply of Net & Boat	Tabaru	31	1	0.40	12.40			31	DDA	CCD
129	2018-19			Supply of Net & Boat	Nadimanjuri	9	1	0.40	3.60			9	DDA	CCD
130	2018-19					Total			19.60					
131	2018-19			Provision of Micro Credit support to 04 Nos SHGs	4 SHGs	4	1	1.25	5.00			40	DDA	CCD

Sl. No.	Year	Sector	Sub-Sector	Annual Works Proposed (along with rates)	Name of Village / Hamlet whether the proposed works is to be undertaken	Quantity (where applicable e.g. Housing roads etc.)	Unit	Rate per Unit	Financial Target (Rs. In Lakhs)	No. of PVTG Beneficiaries (Male and Female separately where feasible)			Implementing Agency (State Govt./UT Admn./NGO)	Funding Source
										Male	Female	Total		
I	II	III	IV	V	VI	VII	VIII	IX	X	XI	XII	XIII	XIV	XV
132	2018-19		SHG Development	Income Generation through Micro Project	4 SHGs	4	1	1	4.00			All Didayi Villages	DDA	CCD
133	2018-19				Total				9.00					
134	2018-19		Land Development	Land Development, Land reclamation, terracing	10 Villages	70	1 No	0.20	14.00			70	DDA	CCD
135	2018-19			Land terracing	10 Villages	35	1 No	0.20	7.00			35	DDA	CCD
136	2018-19			Stone-wall Bunding	10 Villages	44	1 No	0.20	8.80			44	DDA	CCD
137	2018-19				Total				29.80					
138	2018-19		Market Linkeg	Repair of Market Pindi	Naringijhola	1	1	2.8	2.80			220	DDA	CCD
139	2018-19			New storage Godown at Kudumulgumma	Kudumulgumma	1	1	5	5.00			All Villagers	DDA	CCD
140	2018-19				Total				7.80					
141	2018-19		Social Security	Renewal of JBY	All Didayi Villages	400	1	0.005	2.00			400	DDA	CCD
142	2018-19			Health Insurance	All Didayi Villages	1321	1	0.01	13.21			1321	DDA	CCD
143	2018-19				Total				15.21					
144				Sub Total					346.61					
145	2018-19		Capacity Building and skill Training	Selection of youth for training under Mobile, Tailoring, Broom Making, Masonry and Computer Operation	Reputed ITI Training Center			14.52	14.52			Select ed Villagers	DDA	CCD
146	2018-19				Sub Total				14.52					
147	2018-19		Conservation of Culture											
148	2018-19			Maintenance and Management of Museum	Purunagumma	1	1 Nos	6.00	6.00	111	118	229	DDA	CCD
149	2018-19			Construction of Cultural Mandap	Purunagumma	1	1 Nos	6.00	6.00	111	118	229	DDA	CCD
150	2018-19			Construction of Cultural Mandap	Muduliguda	2	1 Nos	2.00	4.00	259	162	521	DDA	CCD

Sl. No.	Year	Sector	Sub-Sector	Annual Works Proposed (along with rates)	Name of Village / Hamlet whether the proposed works is to be undertaken	Quantity (where applicable e.g. Housing roads etc.)	Unit	Rate per Unit	Financial Target (Rs. In Lakhs)	No. of PVTG Beneficiaries (Male and Female separately where feasible)			Implementing Agency (State Govt./UT Admn./NGO)	Funding Source
										Male	Female	Total		
I	II	III	IV	V	VI	VII	VIII	IX	X	XI	XII	XIII	XIV	XV
151	2018-19			Conversion of MPSC as information centre	37 Villages	1	1 Nos	2.04	2.04			37 Villages	DDA	CCD
152	2018-19			Awareness Camp	37 Villages	1	1 Nos	3.10	3.10			37 Villages	DDA	CCD
153	2018-19			Supply of Musical instruments	37 Villages	1	32 Nos	7.20	7.20			37 Villages	DDA	CCD
154	2018-19			Organisation of work shop	37 Villages	1		1.00	1.00			37 Villages	DDA	CCD
155	2018-19			•Development of primers in local language	37 Villages	1	1 No	2.00	2.00			37 Villages	DDA	CCD
156	2018-19			Construction of village entrance gates in ethnic style	2 Villages	2	2 nos	2.00	4.00			37 Villages	DDA	CCD
157	2018-19			Sponsoring of cultural troupes for District / State/ National prog	All Villages	1	1 No	3.00	3.00			37 Villages	DDA	CCD
158	2018-19			Exposure visit to other Micro Project area	All Villages	1	1 no	2.00	2.00			37 Villages	DDA	CCD
159	2018-19			Annual Tribal Sports at Micro Project level to identify the PTG sports person	All Villages	1	1 no	2.00	2.00			37 Villages	DDA	CCD
160	2018-19			Sub Total					42.34					
161	2018-19			Project Management										

Sl. No.	Year	Sector	Sub-Sector	Annual Works Proposed (along with rates)	Name of Village / Hamlet whether the proposed works is to be undertaken	Quantity (where applicable e.g. Housing roads etc.)	Unit	Rate per Unit	Financial Target (Rs. In Lakhs)	No. of PVTG Beneficiaries (Male and Female separately where feasible)			Implementing Agency (State Govt./UT Admn./NGO)	Funding Source
										Male	Female	Total		
I	II	III	IV	V	VI	VII	VIII	IX	X	XI	XII	XIII	XIV	XV
162	2018-19		Project Management	Monitoring & Evaluation expenses	Kudumulugumma	1	1 No	2.67	2.67			All 37 Villages	DDA	CCD
163	2018-19			Remuneration of MPWs (D.A)	7 Nos	7	1 No	0.12	0.84			7	DDA	CCD
164	2018-19			Sub Total					3.51					
165	2018-19								697.99					

1	2019-20	Social Sect	Education	Boys' Education Complex										
2	2019-20			Maintenance of existing Boys' Educational complex	Muduliguda	1	1 No	2.00	2.00	250		250	DDA	CCD
3	2019-20			Building Repair and maintenance	Muduliguda	1	1	2.00	2.00	250		250	DDA	CCD
4	2019-20			Maintenance Allowance including mess c	Muduliguda	250	1	0.08	20.00	250		250	DDA	CCD
5	2019-20			Provision of three pairs of dress to about 200 students in Boys' Edu. Complex	Muduliguda	250	1	0.009	2.25	250		250	DDA	CCD
6	2019-20			Cash stipend for availing tuition / coaching per primary students	Muduliguda	250	1	0.012	3.00	250		250	DDA	CCD
7	2019-20			Course Book, stationaries and other educational matters	Muduliguda	250	1	0.006	1.50	250		250	DDA	CCD
8	2019-20			Exam Fees	Muduliguda	250	1	0.0005	0.13	250		250	DDA	CCD

Sl. No.	Year	Sector	Sub-Sector	Annual Works Proposed (along with rates)	Name of Village / Hamlet whether the proposed works is to be undertaken	Quantity (where applicable e.g. Housing roads etc.)	Unit	Rate per Unit	Financial Target (Rs. In Lakhs)	No. of PVTG Beneficiaries (Male and Female separately where feasible)			Implementing Agency (State Govt./UT Admn./N GO)	Funding Source
										Male	Female	Total		
I	II	III	IV	V	VI	VII	VIII	IX	X	XI	XII	XIII	XIV	XV
9	2019-20			Honorarium for full time teacher	Muduliguda	8	1	0.912	7.30			8	DDA	CCD
10	2019-20			Honorarium for Accountant	Muduliguda	1	1	0.84	0.84			1	DDA	CCD
11	2019-20			Honorarium for Cooks	Muduliguda	5	1	0.6936	3.47			5	DDA	CCD
12	2019-20			Honorarium for Watchmen	Muduliguda	2	1	0.6936	1.39			2	DDA	CCD
13	2019-20			Honorarium for Sweeper	Muduliguda	2	1	0.6936	1.39			2	DDA	CCD
14	2019-20			Honorarium for Peon	Muduliguda	1	1	0.6936	0.69			1	DDA	CCD
15	2019-20			Vocational/Skill development Training	Muduliguda	250	1	0.004	1.00			200	DDA	CCD
16	2019-20			Electricity and Water Charges	Muduliguda	1	1	1.20	1.20			200	DDA	CCD
17	2019-20			Medical Care/ Contingency	Muduliguda	250	1	0.0075	1.88			200	DDA	CCD
18	2019-20			Health Care (Hospitalization, visit of Doctors,annual health check up etc)	Muduliguda	250	1	0.005	1.25			200	DDA	CCD
19	2019-20			Miscellaneous including Toiitries	Muduliguda	250	1	0.006	1.50			200	DDA	CCD
20	2019-20			PTA/ Sports Function/ Cultural function	Muduliguda	250	1	0.0015	0.38			200	DDA	CCD
21	2019-20			Tour/ Campus	Muduliguda	250	1	0.02	5.00			200	DDA	CCD
22	2019-20			Incentives to each Boy student to meet their day to day requirement	Muduliguda	250	1	0.012	3.00			200	DDA	CCD
23	2019-20			Girls' Education Complex										
24	2019-20			Building repair & maintenance of Girls' Education Complex (DA)	Nandiniguda	1	1 No	2.00	2.00		250	250	DDA	CCD
25	2019-20			Maintenance Allowance including mess charges (DA)	Nandiniguda	250	1 No	0.010	2.50		250	250	DDA	CCD
26	2019-20			Provision of three pairs of dress to about 250 students Girls' Edu. Complex (DA)	Nandiniguda	250	3 No	0.003	0.75		250	250	DDA	CCD
27	2019-20			Cash stipend for availing tuton / coaching per Primary Students (DA)	Nandiniguda	150	1 No	0.010	1.50		150	150	DDA	CCD

Sl. No.	Year	Sector	Sub-Sector	Annual Works Proposed (along with rates)	Name of Village / Hamlet whether the proposed works is to be undertaken	Quantity (where applicable e.g. Housing roads etc.)	Unit	Rate per Unit	Financial Target (Rs. In Lakhs)	No. of PVTG Beneficiaries (Male and Female separately where feasible)			Implementing Agency (State Govt./UT Admn./NGO)	Funding Source	
										Male	Female	Total			
I	II	III	IV	V	VI	VII	VIII	IX	X	XI	XII	XIII	XIV	XV	
28	2019-20		Education	Cash stipend for availing tuition / coaching per Upper Primary Students (DA)	Nandiniguda	100	1 No	0.020	2.00		100	100	DDA	CCD	
29	2019-20			Supply of reading writing, games and sports materials in Girls' Education Complex(DA)	Nandiniguda	250	1 No	0.006	1.50		250	250	DDA	CCD	
30	2019-20			Examination fees (DA)	Nandiniguda	250	1 No	0.0005	0.125		250	250	DDA	CCD	
31	2019-20			Honorarium for full time teacher (DA)	Nandiniguda	11	1 No	0.312	3.432			11	DDA	CCD	
32	2019-20			Honorarium for Accountant (DA)	Nandiniguda	1	1 No	0.42	0.42			1	DDA	CCD	
33	2019-20			Honorarium for Watchmen (DA)	Nandiniguda	1	1 No	0.5376	0.538			1	DDA	CCD	
34	2019-20			Honorarium for Sweeper (DA)	Nandiniguda	2	1 No	0.5376	1.075			2	DDA	CCD	
35	2019-20			Honorarium for Peon (DA)	Nandiniguda	2	1 No	0.5136	1.027			2	DDA	CCD	
36	2019-20			Honorarium for Cooks (DA)	Nandiniguda	5	1 No	0.5136	2.568			5	DDA	CCD	
37	2019-20			Electricity and Water charges (DA)	Nandiniguda	1	1 No	1.20	1.20		250	250	DDA	CCD	
38	2019-20			Medical Care/ Contingency (DA)	Nandiniguda	1	1 No	0.90	0.90		250	250	DDA	CCD	
39	2019-20			Health care (Hospitalization, visit of doctors, annual health check up etc) (DA)	Nandiniguda	1	1 No	0.60	0.60		250	250	DDA	CCD	
40	2019-20			Miscellaneous including toiletries etc (DA)	Nandiniguda	150	1 No	0.002	0.30		150	150	DDA	CCD	
41	2019-20			Miscellaneous including toiletries etc (DA)	Nandiniguda	100	1 No	0.0026	0.26		100	100	DDA	CCD	
42	2019-20			Tour / Campus (DA)	Nandiniguda	250	1 No	0.02	5.00		250	250	DDA	CCD	
43	2019-20			Education	Gyana Mandir										
44	2019-20				Provision for supply of reading & writing materials	7 Villages	7	1 No	0.30	2.10			50	DDA	CCD
45	2019-20		Maintenance of Gyan Mandir		7 Villages	7	1 No	2.00	14.00			50	DDA	CCD	
46	2019-20								104.94						

Sl. No.	Year	Sector	Sub-Sector	Annual Works Proposed (along with rates)	Name of Village / Hamlet whether the proposed works is to be undertaken	Quantity (where applicable e eg. Housing roads etc.)	Unit	Rate per Unit	Financial Target (Rs. In Lakhs)	No. of PVTG Beneficiaries (Male and Female separately where feasible)			Implementing Agency (State Govt./UT Admn./N GO)	Funding Source
										Male	Female	Total		
I	II	III	IV	V	VI	VII	VIII	IX	X	XI	XII	XIII	XIV	XV
47	2019-20		Heath & Nutrition	Organisation of Health camp	30 Nos	37	1 No	0.30	11.10			All Villagers	H & FW & DDA	CCD
48	2019-20			Supply of medicines, diet and reimbursment of medicines(including) Auyurvedic consoltancy	All Villages	1	1 No	5.30	5.30			All Villagers	H & FW & DDA	CCD
49	2019-20			Transportation of serious, wounded patients for treatment	All Villages	1	1 No	5.00	4.50			All Villagers	H & FW & DDA	CCD
50	2019-20			Organisation of Special T.B identification camp / eye camp.	All Villages	1	1 Nos	1.00	1.00			Whole BDA area	H & FW & DDA	CCD
51	2019-20			Maintanance of Ambulance	Nilapari	1	1 No	3.00	3.00			All Villagers	H & FW & DDA	CCD
52	2019-20			Herbal Garden	2 Villages	3	1 No	1.00	3.00			All Villagers	DDA	CCD
53	2019-20			Remuneration of Ambulance Driver	All Villages	1	1 No	1.00	1.00			All Villagers	H & FW & DDA	CCD
54	2019-20			Reprinting of Sickle Cell School Health Card	All Villages	1	100	0.4	0.44			All Villagers	H & FW & DDA	CCD
55	2019-20			Development of habitat clearing of village sourrounding, drainage system, compost pit, improvement of street/ footpath (Bush cutting)	30 Villages	37	1 No	0.50	18.50			All Villagers	DDA	CCD
56	2019-20			Yearly Sickle Cell Screening of all children (0-14Years)	All Villages	200	200	0.001	0.20			All Villagers	Micro Project	CCD

Sl. No.	Year	Sector	Sub-Sector	Annual Works Proposed (along with rates)	Name of Village / Hamlet whether the proposed works is to be undertaken	Quantity (where applicable e.g. Housing roads etc.)	Unit	Rate per Unit	Financial Target (Rs. In Lakhs)	No. of PVTG Beneficiaries (Male and Female separately where feasible)			Implementing Agency (State Govt./UT Admn./N GO)	Funding Source
										Male	Female	Total		
I	II	III	IV	V	VI	VII	VIII	IX	X	XI	XII	XIII	XIV	XV
57	2019-20					Total			48.04					
58	2019-20		Drinking water & Sanitation											
59	2019-20					Total			0.00					
60	2019-20			Sub Total					152.98					
61	2019-20	Infrastructure	Connectivity	Completion of CC road	Disariguda	2	100 mtr	5.00	10.00			88	DDA	CCD
62	2019-20			Metal Murum Road	Disariguda	1	1 No	8.00	8.00			88	DDA	CCD
63	2019-20			Metal Murum Road	Khajuriguda	1	1 No	8.00	8.00			194	DDA	CCD
64	2019-20			Footpath Road	Khajuriguda	2	1 No	2.00	4.00			194	DDA	CCD
65	2019-20			Water way	Khajuriguda	1	1 No	2.00	2.00			194	DDA	CCD
66	2019-20			Guardwall	Khajuriguda	0.95	1 No	4.50	4.28			194	DDA	CCD
67	2019-20			Metal Murum road	Ramaguda	0.5	1 No	8.00	4.00			31	DDA	CCD
68	2019-20			Footpath Road	Ramaguda	1	1 No	2.00	2.00			31	DDA	CCD
69	2019-20			Water way	Ramaguda	0.5	1 No	2.00	1.00			31	DDA	CCD
70	2019-20			Culverts	Ramaguda	1	1 No	5.00	5.00			31	DDA	CCD
71	2019-20			Guardwall	Ghisingbeda	0.95	1 No	4.50	4.28			307	DDA	CCD
72	2019-20			Guardwall	Kodigandhi	0.95	1 No	4.50	4.28			10	DDA	CCD
73	2019-20			Guardwall	Ramaguda	0.95	1 No	4.50	4.28			31	DDA	CCD
74	2019-20			Plat form infront of house	All Didayi Villages	50	1 No	0.10	5.00			50	DDA	CCD
75	2019-20			Completion of CC road	Bataguda	2	100 mtr	5.00	10.00			146	DDA	CCD
76	2019-20			Metal Murum Road	Kodigandhi	1	1 No	8.00	8.00			10	DDA	CCD
77	2019-20			Culverts	Bataguda	1	1 No	3.50	3.50			146	DDA	CCD

Sl. No.	Year	Sector	Sub-Sector	Annual Works Proposed (along with rates)	Name of Village / Hamlet whether the proposed works is to be undertaken	Quantity (where applicable e.g. Housing roads etc.)	Unit	Rate per Unit	Financial Target (Rs. In Lakhs)	No. of PVTG Beneficiaries (Male and Female separately where feasible)			Implementing Agency (State Govt./UT Admn./NGO)	Funding Source
										Male	Female	Total		
I	II	III	IV	V	VI	VII	VIII	IX	X	XI	XII	XIII	XIV	XV
78	2019-20					Sub Total			87.60					
79	2019-20		Housing	Const. of community Center	Totaguda/Bataguda/Dhakodpadar/Kantamanjuri/Angurguda/Arlingpada	6	1 No	6.20	37.20			6	DDA	CCD
80	2019-20					Sub Total			37.20					
81	2019-20		Electrification	Solarlight (Street light)	Bataguda	3	1 No	1.00	3.00			146	DDA	CCD
82	2019-20			House light	Bataguda	278	1 No	0.05	13.90			41	DDA	CCD
83	2019-20			Solarlight (Street light)	Purunagumma	3	1 No	1.00	3.00			229	DDA	CCD
84	2019-20			Solarlight (Street light)	Kodigandhi	2	1 No	1.00	2.00			2	DDA	CCD
85				Solarlight (Street light)	Ramaguda	2	1 No	0.50	1.00			31	DDA	CCD
86	2019-20			Solarlight (Street light)	Khajuriguda	5	1 No	0.50	2.50			194	DDA	CCD
87	2019-20			Solarlight (Street light)	Ghisnighbeda	5	1 No	0.5	2.50			307	DDA	CCD
88	2019-20			Solarlight (Street light)	Disariguda	3	1 No	0.3	0.90			88	DDA	CCD
89	2019-20					Sub Total			28.80					
90	2019-20		Sub Total						153.60					
91	2019-20		Sustainable Livelihood Project											
92	2019-20		Irrigation	Drain	Arlingpada	2	1 No	5.00	10.00			56	DDA	CCD
93	2019-20			Construction of community tank	DDA Area	12	1 No	6.00	72.00			12	DDA	CCD
94	2019-20			Construction of field canal at 5 nos of village	Tikarapada A ,karkaguda,Gandhi	5	1 No	5.00	25.00			DDA Villages	DDA	CCD
95	2019-20			Drain	Ndimanjuri	1.5	1 No	5.00	7.50			93	DDA	CCD
96	2019-20			Drain	Kantamanjuri	1.5	1 No	5.00	7.50			102	DDA	CCD
97	2019-20					Sub Total			122.00					
98	2019-20		Agriculture		Kantamanjuri	20	1 No	0.01	0.10			2	DDA	CCD
99	2019-20			Supply of Niger,Groundnut,Black	Arlingpada	35	1 No	0.01	0.18			4	DDA	CCD

Sl. No.	Year	Sector	Sub-Sector	Annual Works Proposed (along with rates)	Name of Village / Hamlet whether the proposed works is to be undertaken	Quantity (where applicable e.g. Housing roads etc.)	Unit	Rate per Unit	Financial Target (Rs. In Lakhs)	No. of PVTG Beneficiaries (Male and Female separately where feasible)			Implementing Agency (State Govt./UT Admn./NGO)	Funding Source
										Male	Female	Total		
I	II	III	IV	V	VI	VII	VIII	IX	X	XI	XII	XIII	XIV	XV
100	2019-20			gram,Ragi	Sanyasiguda	35	1 No	0.01	0.18			4	DDA	CCD
101	2019-20				Dhakodpadar	40	1 No	0.01	0.20			28	DDA	CCD
102	2019-20				Amlibeda	40	1 No	0.01	0.20			39	DDA	CCD
103	2019-20			Supply of Agricultural Equipments	Kantamanjuri	2	1 No	0.10	0.20			2	DDA	CCD
104	2019-20			Supply of Agricultural Equipments	Arlingpada	4	1 No	0.10	0.40			4	DDA	CCD
105	2019-20			Supply of Agricultural Equipments	Sanyasiguda	4	1 No	0.10	0.40			4	DDA	CCD
106	2019-20			Supply of Agricultural Equipments	Dhakodpadar	23	1 No	0.10	2.30			28	DDA	CCD
107	2019-20			Supply of Agricultural Equipments	Amlibeda	35	1 No	0.10	3.50			39	DDA	CCD
108	2019-20			PaIr of Bullock	Kantamanjuri	10	1 No	0.30	3.00			12	DDA	CCD
109	2019-20			PaIr of Bullock	Orringi	7	1 No	0.30	2.10			8	DDA	CCD
110	2019-20			PaIr of Bullock	Muduliguda-A	13	1 No	0.30	3.90			21	DDA	CCD
111	2019-20			PaIr of Bullock	Sanyasiguda	2	1 No	0.30	0.60			2	DDA	CCD
112	2019-20			PaIr of Bullock	Dhakodpadar	12	1 No	0.30	3.60			28	DDA	CCD
113	2019-20			PaIr of Bullock	Amlibeda	11	1 No	0.30	3.30			11	DDA	CCD
114	2019-20				Sub Total				24.15					
115	2019-20		Horticulture	Mango plantation/Cashew plantation	All Didayi Villages	25	1Ac	0.48	12.00			All Didayi Villages	DDA	CCD
116	2019-20			Second year maintenance of Mango,cashew,banana	All Didayi Villages	20	1Ac	2.60	52.00			All Didayi Villages	DDA	CCD
117	2019-20			New plantation of Didayi area	All Didayi Villages	15	1Ac	3.50	52.50			All Didayi Villages	DDA	CCD
118	2019-20			Construction of Storage for Horticultural Products	Purugumma	10	1Ac	1.50	15.00	111	118	229	DDA	CCD

Sl. No.	Year	Sector	Sub-Sector	Annual Works Proposed (along with rates)	Name of Village / Hamlet whether the proposed works is to be undertaken	Quantity (where applicable e.g. Housing roads etc.)	Unit	Rate per Unit	Financial Target (Rs. In Lakhs)	No. of PVTG Beneficiaries (Male and Female separately where feasible)			Implementing Agency (State Govt./UT Admn./NGO)	Funding Source
										Male	Female	Total		
I	II	III	IV	V	VI	VII	VIII	IX	X	XI	XII	XIII	XIV	XV
119	2019-20			Nursery	Bayapada ,Narigjhola	5	1Ac	1.70	8.50			All Diday i Villages	DDA	CCD
120	2019-20				Sub Total				140.00					
121	2019-20		Animal Husbandry	Animal Health Camp	9 villages	9	1 No	0.10	0.90				DDA	CCD
122	2019-20			Supply of Net & Boat	Dhakodpadar	18	1 No	0.40	7.20			17	DDA	CCD
123	2019-20			Goatery	Kantamanjuri	4	1 No	0.02	0.08			4	DDA	CCD
124	2019-20			Supply of Net & Boat	Arlingpada	6	1 No	0.40	2.40			6	DDA	CCD
125	2019-20			Supply of Net & Boat	Sanyasiguda	5	1 No	0.40	2.00			4	DDA	CCD
126	2019-20			Goatery	Amlibeda	13	1 No	0.25	3.25			9	DDA	CCD
127	2019-20			Poultry	Sanyasiguda	2	1 No	0.6500	1.30			2	DDA	CCD
128	2019-20			Goatery	Sanyasiguda	4	1 No	0.02	0.08			4	DDA	CCD
129	2019-20			Goatery	Muduliguda - A	25	1 No	0.02	0.50			25	DDA	CCD
130	2019-20			Goatery	Oringi	10	1 No	0.02	0.20			9	DDA	CCD
131	2019-20			Net and boat	Kantamanjuri	10	1 No	0.40	4.00			10	DDA	CCD
132	2019-20				Sub Total				21.91					
133	2019-20		S.H.G Development	Subsidy to 04 Nos of SHG for Business loan	04 Nos of SHG	5	1 No	1.1	5.50			All Diday i Villages	DDA	CCD
134	2019-20			SHG Building at Karkaguda	1 No of SHG	1	1 No	5	5.00			All Diday i Villages	DDA	CCD
135	2019-20				Sub Total				10.50					
136	2019-20			Ghat cutting	Tikarapada-B	6	1 No	1.00	6.00			183	DDA	CCD

Sl. No.	Year	Sector	Sub-Sector	Annual Works Proposed (along with rates)	Name of Village / Hamlet whether the proposed works is to be undertaken	Quantity (where applicable e.g. Housing roads etc.)	Unit	Rate per Unit	Financial Target (Rs. In Lakhs)	No. of PVTG Beneficiaries (Male and Female separately where feasible)			Implementing Agency (State Govt./UT Admn./NGO)	Funding Source
										Male	Female	Total		
I	II	III	IV	V	VI	VII	VIII	IX	X	XI	XII	XIII	XIV	XV
137	2019-20			Ghat cutting	Naringjhol	1	1 No	1.00	1.00			198	DDA	CCD
138	2019-20			Ghat cutting	Orapadar	2	1 No	1.00	2.00			375	DDA	CCD
139	2019-20			Ghat cutting	Ramaguda	2	1 No	1.00	2.00			31	DDA	CCD
140	2019-20			Ghat cutting	Kodigandhui	2	1 No	1.00	2.00			10	DDA	CCD
141	2019-20			Ghat cutting	Sanuyasiguda	3	1 No	1.00	3.00			20	DDA	CCD
142	2019-20		Land Development	land development with Both side stone packing	Tikarapada, Karkaguda, Totaguda, Dabuguda, Kontamanjuri, Gising beda	20	1 No	0.90	18.00			20	DDA	CCD
143	2019-20			Ghat cutting	Totaguda	1	1 No	1.00	1.00			109	DDA	CCD
144	2019-20			Sub Total					35.00					
145	2019-20		Market Link	Construction of Market Pindi	Ramaguda	1	1 No	4.5	4.50			31	DDA	CCD
146	2019-20			Construction of Market Pindi	Orapadar	1	1 No	4	4.00			375	DDA	CCD
147	2019-20			Sub Total					8.50					
148	2019-20		Social Security	Renewal of JBY	All PVTG Villages	500	1 No	0.01	2.50			500	DDA	CCD
149	2019-20			Health Insurance	All PVTG Villages	1828	1 No	0.001	1.83			1821	DDA	CCD
150	2019-20			Natural Calamity	All PVTG Villages	1	1 No	12.48	12.48			All PVTG Area	DDA	CCD
151	2019-20			Sub Total					16.81					
152			Sub Total						378.87					
153	2019-20		Capacity Building & Skill Training	Selection of youth for training under Mobile, Tailoring, Broom Making, Masonry and Computer Operation	Reputed ITI Training Center			15.97	15.97			All Didayi Villages	DDA	CCD
154	2019-20			Sub Total					15.97					

Sl. No.	Year	Sector	Sub-Sector	Annual Works Proposed (along with rates)	Name of Village / Hamlet whether the proposed works is to be undertaken	Quantity (where applicable e eg. Housing roads etc.)	Unit	Rate per Unit	Financial Target (Rs. In Lakhs)	No. of PVTG Beneficiaries (Male and Female separately where feasible)			Implementing Agency (State Govt./UT Admn./N GO)	Funding Source	
										Male	Female	Total			
I	II	III	IV	V	VI	VII	VIII	IX	X	XI	XII	XIII	XIV	XV	
155	2019-20	Conservation of Culture		Maintenance and Management of Museum	Kudumulugumma	1	1 No	5.00	5.00			All Diday i Villages	DDA	CCD	
156	2019-20			Assistance for cultural activities	37 Villages	1	1 No	2.50	2.50			All Diday i Villages	DDA	CCD	
157	2019-20				Organisation of workshop	37 Villages	1	1 No	1.00	1.00			All Diday i Villages	DDA	CCD
158	2019-20				Construction of village entrance gates in ethnic style	2 villages	2	1 No	2.00	4.00			All Diday i Villages	DDA	CCD
159	2019-20			Exchange visit to out of State	20 Nos	1	1 No	4.00	4.00			All Diday i Villages	DDA	CCD	
160	2019-20			Construction of Cultural Mandap	Totaguda	4	1 No	3.00	12.00			109	DDA	CCD	
161	2019-20			Conversion of MPSC as Information Centre	37 Villages	1	1 no		3.87			All Diday i Villages	DDA	CCD	

Sl. No.	Year	Sector	Sub-Sector	Annual Works Proposed (along with rates)	Name of Village / Hamlet whether the proposed works is to be undertaken	Quantity (where applicable e.g. Housing roads etc.)	Unit	Rate per Unit	Financial Target (Rs. In Lakhs)	No. of PVTG Beneficiaries (Male and Female separately where feasible)			Implementing Agency (State Govt./UT Admn./N GO)	Funding Source
										Male	Female	Total		
I	II	III	IV	V	VI	VII	VIII	IX	X	XI	XII	XIII	XIV	XV
162	2019-20			Sponsoring of cultural troupes for participation at District / state/ National programme	37 Villages	1	1 no	10.00	10.00			All Diday i Villages	DDA	CCD
163	2019-20			Exposure visit to other Micro Project area	37 Villages	1	1 no	2.00	2.00			All Diday i Villages	DDA	CCD
164	2019-20			Development of Tourism Site	All PVTG Villages	1	1 No	2.00	2.00			All Diday i Villages	DDA	CCD
165	2019-20				Sub Total				46.37					
166	2019-20	Project Management		Monitoring & Evaluation expenses	Cudumulugumma	1	1 No	5.00	10.00			All 37 Villages	DDA	CCD
167	2019-20	Project Management		Remuneration of MPWs (D.A)	All Gyan Mandirs	7	1 No	0.12	0.84			7	DDA	CCD
168	2019-20				Sub Total				10.84					
169	2019-20			Grand Total	Project Management (CCD)				758.63					

Sl. No.	Year	Sector	Sub-Sector	Annual Works Proposed (along with rates)	Name of Village / Hamlet whether the proposed works is to be undertaken	Quantity (where applicable e.g. Housing roads etc.)	Unit	Rate per Unit	Financial Target (Rs. In Lakhs)	No. of PVTG Beneficiaries (Male and Female separately where feasible)			Implementing Agency (State Govt./UT Admn./NGO)	Funding Source
										Male	Female	Total		
I	II	III	IV	V	VI	VII	VIII	IX	X	XI	XII	XIII	XIV	XV

1	2020-21	Social Sector		<u>Boys' Education Complex</u>										
2	2020-21		Education	Building Repair and maintenance	Muduliguda	1	1	2.00	2.00	250		250	DDA	CCD
3	2020-21			Maintenance Allowance including mess char	Muduliguda	250	1	0.08	20.00	250		250	DDA	CCD
4	2020-21			Provision of three pairs of dress to about 250 students in Boys' Edu. Complex	Muduliguda	250	1	0.009	2.25	250		250	DDA	CCD
5	2020-21			Cash stipend for availing tuition / coaching per primary students	Muduliguda	250	1	0.012	3.00	250		250	DDA	CCD
6	2020-21			Course Book, stationaries and other educational matters	Muduliguda	250	1	0.006	1.50	250		250	DDA	CCD
7	2020-21			Exam Fees	Muduliguda	250	1	0.0005	0.13	250		250	DDA	CCD
8	2020-21			Honorarium for full time teacher	Muduliguda	8	1	0.912	7.30			8	DDA	CCD
9	2020-21			Honorarium for Accountant	Muduliguda	1	1	0.84	0.84			1	DDA	CCD
10	2020-21			Honorarium for Cooks	Muduliguda	5	1	0.6936	3.47			5	DDA	CCD
11	2020-21			Honorarium for Watchmen	Muduliguda	2	1	0.6936	1.39			2	DDA	CCD
12	2020-21			Honorarium for Sweeper	Muduliguda	2	1	0.6936	1.39			2	DDA	CCD
13	2020-21			Honorarium for Peon	Muduliguda	1	1	0.6936	0.69			1	DDA	CCD
14	2020-21			Vocational/Skill development Training	Muduliguda	250	1	0.004	1.00	250		250	DDA	CCD
15	2020-21			Electricity and Water Charges	Muduliguda	1	1	1.20	1.20	250		250	DDA	CCD
16	2020-21			Medical Care/ Contingency	Muduliguda	250	1	0.0075	1.88	250		250	DDA	CCD
17	2020-21			Health Care (Hospitalization, visit of Doctors, annual health check up etc)	Muduliguda	250	1	0.005	1.25	250		250	DDA	CCD
18	2020-21			Miscellaneous including Toiletries	Muduliguda	250	1	0.006	1.50	250		250	DDA	CCD

Sl. No.	Year	Sector	Sub-Sector	Annual Works Proposed (along with rates)	Name of Village / Hamlet whether the proposed works is to be undertaken	Quantity (where applicable e.g. Housing roads etc.)	Unit	Rate per Unit	Financial Target (Rs. In Lakhs)	No. of PVTG Beneficiaries (Male and Female separately where feasible)			Implementing Agency (State Govt./UT Admn./N GO)	Funding Source
										Male	Female	Total		
I	II	III	IV	V	VI	VII	VIII	IX	X	XI	XII	XIII	XIV	XV
19	2020-21			PTA/ Sports Function/ Cultural function	Muduliguda	250	1	0.0015	0.38	250		250	DDA	CCD
20	2020-21			Tour/ Campus	Muduliguda	250	1	0.02	5.00	250		250	DDA	CCD
21	2020-21			Incentives to each Boy student to meet their day to day requirement	Muduliguda	250	1	0.012	3.00	250		250	DDA	CCD
22	2020-21			Water purification plant at Boys Educational Complex	Muduliguda	1	1 No	10.00	10.00	250		250	DDA	CCD
23	2020-21			Girls' Education Complex										
24	2020-21			Building repair & maintenance of Girls' Education Complex (DA)	Nandiniguda	1	1 No	1.64	1.64		250	250	DDA	CCD
25	2020-21			Maintenance Allowance including mess charges (DA)	Nandiniguda	250	1 No	0.010	2.50		250	250	DDA	CCD
26	2020-21			Provision of three pairs of dress to about 250 students Girls' Edu. Complex (DA)	Nandiniguda	250	3 No	0.003	0.75		250	250	DDA	CCD
27	2020-21			Cash stipend for availing tuition / coaching per primary students(DA)	Nandiniguda	150	1 No	0.010	1.50		150	150	DDA	CCD
28	2020-21			Cash stipend for availing tuition / coaching per Upper primary students (DA)	Nandiniguda	100	1 No	0.020	2.00		100	100	DDA	CCD
29	2020-21			Supply of reading writing, games and sports materials in Girls' Education Complex(DA)	Nandiniguda	250	1 No	0.006	1.50		250	250	DDA	CCD
30	2020-21			Examination fees(DA)	Nandiniguda	250	1 No	0.0005	0.13		250	250	DDA	CCD
31	2020-21			Honorarium for full time teacher(DA)	Nandiniguda	11	1 No	0.312	3.43			11	DDA	CCD
32	2020-21			Honorarium for Accountant(DA)	Nandiniguda	1	1 No	0.42	0.42			1	DDA	CCD
33	2020-21			Honorarium for Watchmen(DA)	Nandiniguda	1	1 No	0.5376	0.54			1	DDA	CCD
34	2020-21			Honorarium for Sweeper(DA)	Nandiniguda	2	1 No	0.5376	1.08			2	DDA	CCD
35	2020-21			Honorarium for Peon(DA)	Nandiniguda	2	1 No	0.5136	1.03			2	DDA	CCD
36	2020-21			Honorarium for Cooks(DA)	Nandiniguda	5	1 No	0.5136	2.57			5	DDA	CCD

Sl. No.	Year	Sector	Sub-Sector	Annual Works Proposed (along with rates)	Name of Village / Hamlet whether the proposed works is to be undertaken	Quantity (where applicable e eg. Housing roads etc.)	Unit	Rate per Unit	Financial Target (Rs. In Lakhs)	No. of PVTG Beneficiaries (Male and Female separately where feasible)			Implementing Agency (State Govt./UT Admn./NGO)	Funding Source
										Male	Female	Total		
I	II	III	IV	V	VI	VII	VIII	IX	X	XI	XII	XIII	XIV	XV
37	2020-21			Electricity and Water chrges(DA)	Nandiniguda	1	1 No	1.20	1.20		250	250	DDA	CCD
38	2020-21			Medical Care/ Contingency(DA)	Nandiniguda	1	1 No	0.90	0.90		250	250	DDA	CCD
39	2020-21			Health care (Hospitalization, visit of doctors, annual health check up etc)(DA)	Nandiniguda	1	1 No	0.60	0.60		250	250	DDA	CCD
40	2020-21			Miscellaneous including toiletries etc (DA)	Nandiniguda	150	1 No	0.002	0.30		150	150	DDA	CCD
41	2020-21			Miscellaneous including toiletries etc (DA)	Nandiniguda	100	1 No	0.0026	0.26		100	100	DDA	CCD
42	2020-21			Tour / Campus (DA)	Nandiniguda	250	1 No	0.02	5.00		250	250	DDA	CCD
43	2020-21			Water purification plant at Boys Educational Complex (DA)	Nandiniguda	1	1 No	10.00	10.00	250		250	DDA	CCD
44	2020-21			Beautification of Girls' Education Comlex (DA)	Nandiniguda	1	1 Nos	4.87	4.87			250	DDA	CCD
45	2020-21			Gvana Mandir										
46	2020-21			Construction of Gyana Mandir	Barlubandha	1	1 No	7.00	7.00		50	50	DDA	CCD
47	2020-21				Naringijhola	1	1Nos	7.00	7.00		50	50	DDA	CCD
48	2020-21				Jholaguda	1	1Nos	7.00	7.00		50	50	DDa	CCD
49	2020-21			Provision for supply of reading & writing materials	7 Villages	7	1 No	0.26	1.82	400		50	DDA	CCD
50	2020-21				Sub Total				134.17					
51	2020-21		Health & Nutrition	Organisation of Health camp	All Villages	37	1 Nos	0.35	12.95			All Villagers	H & FW & DDA	CCD
52	2020-21			Supply of medicines, diet and reimbrusment of medicines including Auyurvedic consultancy	All Villages	1	1 Nos	5.00	5.00			All Villagers	H & FW & DDA	CCD
53	2020-21			Maintanance of Ambulance	Nilapari	1	1 No	5.00	5.00			All Villagers	H & FW & DDA	CCD

Sl. No.	Year	Sector	Sub-Sector	Annual Works Proposed (along with rates)	Name of Village / Hamlet whether the proposed works is to be undertaken	Quantity (where applicable e.g. Housing roads etc.)	Unit	Rate per Unit	Financial Target (Rs. In Lakhs)	No. of PVTG Beneficiaries (Male and Female separately where feasible)			Implementing Agency (State Govt./UT Admn./NGO)	Funding Source
										Male	Female	Total		
I	II	III	IV	V	VI	VII	VIII	IX	X	XI	XII	XIII	XIV	XV
54	2020-21			Mega Health Camps	Purunagumma	1	1 No	3.64	3.64			All Villagers	H & FW & DDA	CCD
55	2020-21			Remuneration of Ambulance Driver	All Villages	1	1 No	2.50	2.50			All Villagers	H & FW & DDA	CCD
56	2020-21			Organisation of Special T.B identification camp / eye camp.	All Villages	1	1 Nos	2.00	2.00			Whole DDA Area	H & FW & DDA	CCD
57	2020-21			Transportation of serious, wounded patients for treatment	All Villages	1	1 Nos	5.00	5.00			All Villagers	H & FW & DDA	CCD
58	2020-21			Development of habitat clearing of village surrounding, drainage system, compost pit, improvement of street/ footpath (Bush cutting)	37 villages	37	1 Nos	0.50	18.50			All Villagers	DDA	CCD
59	2020-21			Sub Total					54.59					
60	2020-21		Drinking water & Sanitation											
61	2020-21			Sub Total					0.00					
62	2020-21			Sub Total					188.76					
63	2020-21													
64	2020-21	Infrastructure	Connectivity	Guardwall	Orapadar	1.5	1 No	4.50	6.75			118	DDA	CCD
65	2020-21			Water way	Karkaguda	1	1 No	2.00	2.00			118	DDA	CCD
66	2020-21			Culverts	Karkaguda	1	1 No	5.00	5.00			118	DDA	CCD
67	2020-21			Completion of Incomplete CC road	Karkaguda	2	100 mtr	5.00	10.00			170	DDA	CCD
68	2020-21			Metal Murum road	Karkaguda	1	1 No	8.00	8.00			170	DDA	CCD
69	2020-21			Metal Murum road	Orapadar	1	1 No	8.00	8.00			170	DDA	CCD

Sl. No.	Year	Sector	Sub-Sector	Annual Works Proposed (along with rates)	Name of Village / Hamlet whether the proposed works is to be undertaken	Quantity (where applicable e.g. Housing roads etc.)	Unit	Rate per Unit	Financial Target (Rs. In Lakhs)	No. of PVTG Beneficiaries (Male and Female separately where feasible)			Implementing Agency (State Govt./UT Admn./N GO)	Funding Source
										Male	Female	Total		
I	II	III	IV	V	VI	VII	VIII	IX	X	XI	XII	XIII	XIV	XV
70	2020-21			Water way	Orapadar	1	1 No	2.00	2.00			170	DDA	CCD
71	2020-21			Culverts	Orapadar	1	1 No	5.00	5.00			170	DDA	CCD
72	2020-21			Guardwall	Tikarapada-B	3	100 mtr	4.50	13.50			170	DDA	CCD
73	2020-21			Completion of Incomplete CC road	Jholaguda	6	100 mtr	5.00	30.00			513	DDA	CCD
74	2020-21				Sub Total				90.25					
75	2020-21		Housing	Repair of community center	15 Nos	15	1 No	2.00	30.00			15	DDA	CCD
76	2020-21			Repair of AWC Center in PVTG Area	7	7	1 No	1.50	10.50			7	DDA	CCD
77	2020-21				Sub Total				40.50					
78	2020-21			Solar light (Street light)	Chilipadar	6	1 No	0.40	2.40			146	DDA	CCD
79	2020-21			House light	Chilipadar	70	1 No	0.05	3.50			6	DDA	CCD
80	2020-21			Solar light (Street light)	Naringijhola	6	1 No	0.40	2.40			198	DDA	CCD
81	2020-21			House light	Naringijhola	70	1 No	0.05	3.50			10	DDA	CCD
82	2020-21			Solar light (Street light)	Jholaguda	6	1 No	0.40	2.40			513	DDA	CCD
83	2020-21			House light	Jholaguda	50	1 No	0.05	2.50			10	DDA	CCD
84	2020-21			Solar light (Street light)	Tikarapada-B	6	1 No	0.40	2.40			183	DDA	CCD
85	2020-21			House light	Tikarapada-B	60	1 No	0.05	3.00			10	DDA	CCD
86	2020-21		Electrification	Solar light (Street light)	Karkaguda	1	1 No	0.30	0.30			170	DDA	CCD
87	2020-21			Solar light (Street light)	Orapadar	6	1 No	0.3	1.80			375	DDA	CCD
88	2020-21			Solar light (Street light)	Sanyasiguda	10	1 No	0.3	3.00			20	DDA	CCD
89	2020-21			Solar light (Street light)	Barlubandha	3	1 No	1	3.00			118	DDA	CCD
90	2020-21			House light	Barlubandha	41	1 No	0.05	2.05			41	DDA	CCD
91	2020-21				Sub Total				32.25					
92				Sub Total					163.00					

Sl. No.	Year	Sector	Sub-Sector	Annual Works Proposed (along with rates)	Name of Village / Hamlet whether the proposed works is to be undertaken	Quantity (where applicable e.g. Housing roads etc.)		Unit	Rate per Unit	Financial Target (Rs. In Lakhs)	No. of PVTG Beneficiaries (Male and Female separately where feasible)			Implementing Agency (State Govt./UT Admn./NGO)	Funding Source
						Male	Female				Total				
I	II	III	IV	V	VI	VII	VIII	IX	X	XI	XII	XIII	XIV	XV	
93	2020-21	Sustainable	Irrigation	CC Drain	tabaru	4	1 No	5.00	20.00			236	DDA	CCD	
94	2020-21			CC Drain	Dabuguda	3.5	1 No	5.00	17.50			150	DDA	CCD	
95	2020-21			CC Drain	maribeda	2.5	1 No	2.00	5.00			95	DDA	CCD	
96	2020-21			Construction of diverse work with field chenal at Jantri	55Mtrs	1	1 No	45.00	45.00			350	DDA	CCD	
97	2020-21			Repair of Irrigation channel at Oringi	Oringi	1	1 No	5.00	5.00			285	DDA	CCD	
98	2020-21			Construction of Drain at Oringi near Sewasram	oringi	3	1 No	5.00	15.00			350	DDA	CCD	
99	2020-21			Construction of field chenal at Totaguda	Totaguda	1	1 No	5.00	5.00			220	DDA	CCD	
100	2020-21			Construction of pipe irrigation at Naringjola	Naringjola	2	1 No	7.00	14.00			198	DDA	CCD	
101	2020-21			Construction of Drain at Taberu	Taberu	2	1 No	5.00	10.00			236	DDA	CCD	
102	2020-21				Sub Total				136.50						
103	2020-21		Agriculture	Supply of Agricultural Equipments	Totaguda	7	1 No	0.10	0.70			7	DDA	CCD	
104	2020-21			Supply of Agricultural Equipments	Kodigandhi	2	1 No	0.10	0.20			2	DDA	CCD	
105	2020-21			Supply of Agricultural Equipments	Orapadar	10	1 No	0.10	1.00			12	DDA	CCD	
106	2020-21			Supply of Agricultural Equipments	Bamring	8	1 No	0.10	0.80			10	DDA	CCD	
107	2020-21			Pair of Bullock	Disariguda	12	1 No	0.30	3.60			14	DDA	CCD	
108	2020-21			Pair of Bullock	Kaning	10	1 No	0.30	3.00			23	DDA	CCD	
109	2020-21			Pair of Bullock	Orapadar	20	1 No	0.30	6.00			17	DDA	CCD	
110	2020-21			Pair of Bullock	Orapdar	13	1 No	0.30	3.90			12	DDA	CCD	
111	2020-21			Pair of Bullock	Totaguda	7	1 No	0.30	2.10			7	DDA	CCD	
112	2020-21			Pair of Bullock	Bamring	17	1 No	0.30	5.10			17	DDA	CCD	
113	2020-21				Sub Total				26.40						
114	2020-21			Mango plantation/Cashew plantation	All Villages of Didayi	20	1 No	0.20	4.00			20	DDA	CCD	

Sl. No.	Year	Sector	Sub-Sector	Annual Works Proposed (along with rates)	Name of Village / Hamlet whether the proposed works is to be undertaken	Quantity (where applicable e.g. Housing roads etc.)	Unit	Rate per Unit	Financial Target (Rs. In Lakhs)	No. of PVTG Beneficiaries (Male and Female separately where feasible)			Implementing Agency (State Govt./UT Admn./N GO)	Funding Source
										Male	Female	Total		
I	II	III	IV	V	VI	VII	VIII	IX	X	XI	XII	XIII	XIV	XV
115	2020-21		Horticulture	Maintenance of 3rd year crop Mango, Cahew, and others	All Villages of Didayi	20	1 No	0.75	15.00			20	DDA	CCD
116	2020-21			Wadi Programme for and supply of power sprayer	All Villages of Didayi	250	1 No	0.14	35.00			250	DDA	CCD
117	2020-21			Supply of Fertiliser	All Villages of Didayi	250	1 No	0.15	37.50			250	DDA	CCD
118	2020-21			Massive cultivation of ginger, Turmeric, Yam, Mango, Banana farming	All Villages of Didayi	200	1 No	0.20	40.00			200	DDA	CCD
119	2020-21			Farmers training and field visit of other state	All Villages of Didayi	120	1 No	0.20	24.00			120	DDA	CCD
120	2020-21			Sub Total					155.50					
121	2020-21		Animal Husbandry	Animal Health Camp	Whole DDA Area	7	1 No	0.10	0.70			People of 7 Villages	DDA	CCD
122	2020-21			Poultry	Bamring	11	1 No	0.65	7.15			11	DDA	CCD
123	2020-21			Supply of Net & Boat	Orapadar	10	1 No	0.40	4.00			10	DDA	CCD
124	2020-21			Supply of Net & Boat	Kaning	10	1 No	0.40	4.00			10	DDA	CCD
125	2020-21			Supply of Net & Boat	Totaguda	7	1 No	0.40	2.80			7	DDA	CCD
126	2020-21			Goatery	Totaguda	9	1 No	0.02	0.18			9	DDA	CCD
127	2020-21			Goatery	Disariguda	9	1 No	0.02	0.18			9	DDA	CCD
128	2020-21			Supply of Net & Boat	Disariguda	6	1 No	0.40	2.40			6	DDA	CCD
129	2020-21		Supply of Net & Boat	Kodigandhi	5	1 No	0.40	2.00			5	DDA	CCD	
130	2020-21			Sub Total					23.41					
131	2020-21		SHG Development	Micro Credit support to SHGs raw material assistance, marketing assistance	All Villages	20	1 No	0.30	6.00			300	DDA	CCD
132	2020-21			Credit linkges to SHGs/ Subsidy to SHGs	3 SHGs	4	1 No	1.25	5.00			35	DDA	CCD
133	2020-21			Training of SHGs on different aspects like value addition packaging, branding and marketing of products	15 SHGs	3	1 No	0.40	1.20			200	DDA	CCD

Sl. No.	Year	Sector	Sub-Sector	Annual Works Proposed (along with rates)	Name of Village / Hamlet whether the proposed works is to be undertaken	Quantity (where applicable e.g. Housing roads etc.)	Unit	Rate per Unit	Financial Target (Rs. In Lakhs)	No. of PVTG Beneficiaries (Male and Female separately where feasible)			Implementing Agency (State Govt./UT Admn./N GO)	Funding Source
										Male	Female	Total		
I	II	III	IV	V	VI	VII	VIII	IX	X	XI	XII	XIII	XIV	XV
134	2020-21				Sub Total				12.20					
135	2020-21		Land Development	Ghat Cutting	Disariguda	3	1 No	3.00	9.00			88	DDA	CCD
136	2020-21			Land Development	Orapadar	50	1 No	0.10	5.00			375	DDA	CCD
137	2020-21			Ghat cutting	Dabuguda	2.05	1 No	3.00	6.15			150	DDA	CCD
138	2020-21			Ghat cutting	Arlingpada	2	1 No	3.00	6.00			56	DDA	CCD
139	2020-21			Ghat cutting	Tabaru	2	1 No	3.00	6.00			93	DDA	CCD
140	2020-21			Ghat cutting	Maribeda	2	1 No	3.00	6.00			95	DDA	CCD
141	2020-21				Sub Total				38.15					
142	2020-21		Market Link	Construction of New Market Pindi at Jantri	Jantri	2	1 No	4	8.00	43	45	88	DDA	CCD
143	2020-21				Sub Total				8.00					
144	2020-21		Social Security	Renewal of JBY	DDA Area	500	1 No	0.01	2.50			All Villagers of DDA	DDA	CCD
145	2020-21			Health Insurance	DDA Area	1000	1 No	0.01	10.00			All Villagers of DDA	DDA	CCD
146	2020-21			Natural calamity	DDA Area	1	1 No	6.00	6.00			All Villagers of DDA	DDA	CCD
147	2020-21				Sub Total				18.50					
148				Sub Total					418.66					

Sl. No.	Year	Sector	Sub-Sector	Annual Works Proposed (along with rates)	Name of Village / Hamlet whether the proposed works is to be undertaken	Quantity (where applicable e.g. Housing roads etc.)	Unit	Rate per Unit	Financial Target (Rs. In Lakhs)	No. of PVTG Beneficiaries (Male and Female separately where feasible)			Implementing Agency (State Govt./UT Admn./NGO)	Funding Source
										Male	Female	Total		
I	II	III	IV	V	VI	VII	VIII	IX	X	XI	XII	XIII	XIV	XV
149	2020-21		Capacity Building & Skill Training	Selection of youth for training under Mobile Repairing, Tailoring, Broom Making	Reputed ITI Training Center	100	1 No	0.16	16.00			All Villagers of DDA	DDA	CCD
150	2020-21				Sub Total			16.00						
151	2020-21	Conservation	Conservation of Culture	Maintenance and Management of Museum	Kudumuluguma	1	1 No	6.00	6.00			All DDA Villagers	DDA	CCD
152	2020-21			Assistance for cultural activities	37 Villages	32	1 No	0.10	3.20			37 Villages	DDA	CCD
153	2020-21			Conversion of MPSC as information Centre	37 Villages	32	1 No	0.10	3.20			37 Villages	DDA	CCD
154	2020-21			Awareness Camp	37 Villages	32	1 No	0.10	3.20			37 Villages	DDA	CCD
155	2020-21			Exchange visit to out of State	37 Villages	1	1 No	4.00	4.00			37 Villages	DDA	CCD
156	2020-21			•Development of primers in local language	37 Villages	1	1 No	3.50	3.50			37 Villages	DDA	CCD
157	2020-21			Construction of Cultural Mandap	Orapadar	1	1 No	2.70	2.70			250	DDA	CCD
158	2020-21			Construction of village entrance gates in ethnic style	2 villages	2	2 Nos	2.50	5.00			37 Villages	DDA	CCD
159	2020-21			Organisation of Workshop	37 Villages	1	1 No	2.00	2.00			37 Villages	DDA	CCD
160	2020-21			Provision of Village Cultural Mandap	2 villages	2	1 No	3.00	6.00			37 Villages	DDA	CCD
161	2020-21			Sponsoring of cultural troupes for participation at District / State/ National programme	37 Villages	1	1 No	10.00	10.00			37 Villages	DDA	CCD
162	2020-21			Exposure visit to other Micro Project area	37 Villages	1	1 No	2.00	2.00			37 Villages	DDA	CCD

Sl. No.	Year	Sector	Sub-Sector	Annual Works Proposed (along with rates)	Name of Village / Hamlet whether the proposed works is to be undertaken	Quantity (where applicable e.g. Housing roads etc.)	Unit	Rate per Unit	Financial Target (Rs. In Lakhs)	No. of PVTG Beneficiaries (Male and Female separately where feasible)			Implementing Agency (State Govt./UT Admn./N GO)	Funding Source
										Male	Female	Total		
I	II	III	IV	V	VI	VII	VIII	IX	X	XI	XII	XIII	XIV	XV
163	2020-21			Function (Project level)	All PVTG Villages	1	1 No	5.00	5.00			All PVTG Villages	DDA	CCD
164	2020-21			Development of Tourism Site	All PVTG Villages	1	1 No	5.00	5.00			All PVTG Villages	DDA	CCD
165	2020-21			Exhibition at State & district level	All PVTG Villages	1	1 No	2.00	2.00			All PVTG Villages	DDA	CCD
166	2020-21				Sub Total				62.80					
167	2020-21		Project Management											
168	2020-21	Project Management		Monitoring & Evaluation expenses	Kudumuluguma	1	1 No	5.00	6.82			All 37 Villages	DDA	CCD
169	2020-21			Remuneration of MPWs (D.A)	All Gyan Mandirs	7	1 No	0.12	0.84	7		7	DDA	CCD
170	2020-21				Sub Total				7.66					
171	2020-21			Grand Total					856.88					

**PVTG-wise Annual Development Plan for the Five Year Plan
(Based on Priorities indicated in Part-VI)
(A) Year-2015-16**

(DIDAYI DEVELOPMENT AGENCY, KUDUMULUGUMMA, MALKANGIRI DISTRICT, ODISHA)

Sl No	Year		Sector / Sub-Sector	Annual Works Proposed (along with rates)	Name of Village/Hamlet whether the proposed works is to be undertaken	Quantity (where applicable e.g. Housing roads etc.)	Unit	Rate per Unit	Financial Target (Rs. In Lakhs)
I	II	III	IV	V	VI	VII	VIII	IX	X
1	2016-17	Social Sector		<u>Boys' Education Complex</u>					
2	2016-17		Education	Construction of Hostel Building inside(Boys' Education Complex,) 250 Seated	Muduliguda	1	1 No	50.00	50.00
3	2016-17			Completion of incomplete Boundry wall of boys education complex	Muduliguda	2	100 Mtr	3.35	6.70
4	2016-17			Metaling & CC Road from Main road to School Point at Boys' Educational Complex	Muduliguda	2.5	100 Mtr	5.00	12.50
5	2016-17			<u>Girls' Education Complex</u>					
6	2016-17			Building repair & mantanance of Girls Educational Complex (DA)	Nandiniguda	1	1 No	1.64	1.64
7	2016-17			Maintance Allowance including mess charges (DA)	Nandiniguda	250	1 No	0.010	2.50
8	2016-17			Provision of three pairs of dress to about 250 students Girls Edu. Complex (DA)	Nandiniguda	250	3 No	0.003	0.75
9	2016-17			Supply of reading writing, games and sports materials Girls Educatonal Complex (DA)	Nandiniguda	250	1 No	0.006	1.50
10	2016-17			Examination fees (DA)	Nandiniguda	250	1 No	0.0005	0.13
11	2016-17			Honorarium for full time teacher (DA)	Nandiniguda	11	1 No	0.312	3.43
12	2016-17			Honorarium for Accountant (DA)	Nandiniguda	1	1 No	0.42	0.42
13	2016-17			Honorarium for Peon (DA)	Nandiniguda	2	1 No	0.1560	0.31
14	2016-17			Honorarium for Watchmen (DA)	Nandiniguda	1	1 No	0.1560	0.16
15	2016-17			Honorarium for Sweeper (DA)	Nandiniguda	2	1 No	0.5376	1.08
16	2016-17			Honorarium for Cooks (DA)	Nandiniguda	5	1 No	0.5136	2.57
17	2016-17			Electricity and Water chrges (DA)	Nandiniguda	1	1 No	1.20	1.20
18	2016-17			Medical Care/ Contingency (DA)	Nandiniguda	1	1 No	0.90	0.90
19	2016-17			Health care (Hospitalization, visit of doctors, annual health check up etc) (DA)	Nandiniguda	1	1 No	0.60	0.60

20	2016-17			Miscellaneous including toiletries etc (DA)	Nandiniguda	100	1 No	0.01	1.00
21	2016-17			Gyana Mandir					
22	2016-17			Supply of 02 pairs of Dresses & Reading writing materials to the students of Gyana Mandir	All Gyana Mandir	7	1 No	0.50	3.50
23	2016-17			Provision for Annual Sports	2 Education Complex (Girls,Boys)	2	1 No	0.55	1.10
24	2016-17				Total				91.98
25	2016-17			Kitchen garden in Boys' Educational Complex	Muduliguda	1	1 No	0.50	0.50
26	2016-17		Health & Nutrition	Kitchen garden in Govt Girls' high School	Nandiniguda	1	1 No	0.50	0.50
27	2016-17			Health Camp	37 villages	37	1 No	0.10	3.70
28	2016-17			Ambulance Power boat at for Orapadar and Jantri	22 villages	2	1	12.00	24.00
29	2016-17			Organisation of Health Camp	16 village	16	1	0.25	4.00
30	2016-17			Supply of Medicines with transportation of Didayee patients	37 village			3.20	3.20
31	2016-17				Total				35.90
32				Sub Total					127.88
33	2016-17	Infrastrucure	Connectivity		Gongapoda	1	1 No	5.00	5.00
34	2016-17				Suripoda	2	1 No	5.00	10.00
35	2016-17				Bamring	1	1 No	5.00	5.00
36	2016-17				Damdorbeda	1	1 No	5.00	5.00
37	2016-17				Totaguda	2	1 No	5.00	10.00
38	2016-17				Nilapari	3	1 No	5.00	15.00
39	2016-17				Oringi	1	1 No	5.00	5.00
40	2016-17				Total				55.00
41	2016-17		Housing	Construction of new AWC building & mini AWC	4villages	4	1 No	7.00	28.00
42	2016-17				Total				28.00
43	2016-17		Electrification	Installation of Solar Home Light	Dabuguda	4	1 No	0.18	0.72
44	2016-17			Installation of Solar Home Light	Damdorbeda	4	1 No	0.18	0.72
45	2016-17				Bamring	4	1 No	0.18	0.72

46	2016-17				Suripoda	3	1 No	0.18	0.54
47	2016-17				Nilapari	4	1 No	0.18	0.72
48	2016-17				Gongapoda	2	1 No	0.18	0.36
49	2016-17				Totaguda	2	1 No	0.18	0.36
50	2016-17				Muduluguda (A)	10	1 No	0.18	1.80
51	2016-17			Solar Home Light(Lenthal)	All Didayi Villages	324	1No	0.05	16.20
52	2016-17				Total				22.14
53	2016-17			Sub Total					105.14
54	2016-17	Sustainable Livelihood Project	Irrigation	Construction of Diversion Weir	Purunagumma	1	1 No	5.00	5.00
55	2016-17		Construction of WHS	Oringi	1	1 No	5.00	5.00	
56	2016-17		Construction of WHS	Chilipodar	1	1 No	5.00	5.00	
57	2016-17		Construction of WHS	Tikirapada-A	1	1 No	5.00	5.00	
58	2016-17		Construction of WHS	Damdarbeda	1	1 No	5.00	5.00	
59	2016-17		Stone-wall Bonding	Bamring	2	1 No	5.00	10.00	
60	2016-17		Stone-wall Bonding	Dantipada	3	1 No	1.50	4.50	
61	2016-17		Construction of Check Dam.	Badankaiguda	1	1 No	5.00	5.00	
62	2016-17		Construction of Check Dam.	Dabuguda	1	1 No	5.00	5.00	
63	2016-17		.Cross band at Nilapari	Nilapari	2	1 No	5.00	10.00	
64	2016-17		Cross band at Deamdarbeda	Damdarbeda	1	1 No	5.00	5.00	
65	2016-17		Cross band at Suripada	Suripada	1	1 No	5.00	5.00	
66	2016-17		Const. of drain at Muduliguda-a	Muduliguda (A)	1	1 No	5.00	5.00	
67	2016-17		Drain at Nilapari	Nilapari	2	1 No	5.00	10.00	
68	2016-17		Drain at Barlubandha	Barlubandha	1	1 No	5.00	5.00	
69	2016-17		Diesel Pump set	25 Villages	25	1Nos	0.15	3.75	
70	2016-17				Total				93.25
71	2016-17		Agriculture	Agriculture Mini Kits	10 villages	10	1 Ac	0.30	3.00
72	2016-17			Supply of materials like ,Maiza,Niger,Ground nut,Mustard oil,Ragi	All DDA villages	35	50HC	0.40	14.00
73	2016-17			Supply of Oil seed (Niger/ Mustard/ Ground nut / Local Pulses (Mung/Biri/ Kandula)	Bataguda	5	10	0.20	1.00
74	2016-17				Total				18.00

75	2016-17		Horticulture	Mango,Cashew,Jafra ,Banana cultivation	35 Village of DDA	35	36	2.00	70.00
76	2016-17			Cultivation of Ginger and Turmeric	All DDA Villages	37	37 aC	1.00	37.00
77	2016-17				Total				107.00
78	2016-17			Supply of Banaraj Chicks	192 beneficiaries	192	1Nos	0.05	9.60
79	2016-17		Animal Husbandry	Supply of Fishing Net	Dabuguda	15	1 No	0.40	6.00
80	2016-17			Supply of Fishing Net	Jholaguda	10	1 No	0.40	4.00
81	2016-17			Supply of Fishing Net	Tikirapada-B	16	1 No	0.40	6.40
82	2016-17			Supply of Banaraj Chicks	12 Villages	12	1 No	0.20	2.40
83	2016-17				Total				28.40
84	2016-17		SHG Developmment	Micro Credit support to SHGs	All Villages	36	1 No	0.10	3.60
85	2016-17			Micro Enterprise training to WSHGs	All SHGs	7	1 No	1.20	8.40
86	2016-17				Total				12.00
87	2016-17		Land Development	Stone-wall Bunding & Leveling	Oringi	50	1AC	0.20	10.00
88	2016-17			Stone-wall Bunding & Leveling	Orapdar	30	1AC	0.20	6.00
89	2016-17			Stone-wall Bunding & Leveling	Kodigandhi	12.5	1AC	0.20	2.50
90	2016-17			Stone-wall Bunding & Leveling	Sanyasiguda	10	1AC	0.20	2.00
91	2016-17			Stone-wall Bunding & Leveling	Totaguda	10	1AC	0.20	2.00
92	2016-17			Stone-wall Bunding & Leveling	Disariguda	10	1AC	0.20	2.00
93	2016-17			Stone-wall Bunding & Leveling	Nadimanjuri	10	1AC	0.20	2.00
94	2016-17				Total				26.50
95	2016-17	Social Security		New & Renewal for old families under Janashree Bima Yojana	All 37 Villages	2526	1 No	0.005	12.63
96	2016-17				Total				12.63
97	2016-17	Market linkage		Repair of Market pindi	Muduliguda-B	1	1 No	2.50	2.50
98	2016-17			Construction of storage godown and Market linkage for promotion agriculture and Horticulture product	Nilapari	1	1 No	4.13	4.13
99	2016-17				Total				6.63
100				Sub Total					304.41

101	2016-17	Capacity Building & Skill Training		Driving	Kudumuluguma	10	1 No	0.200	2.000
102	2016-17			Tailoring & Cloth embroidery		10	1 No	0.245	2.450
103	2016-17			Computer Operation		5	1 No	0.25	1.250
104	2016-17			Mason training		10	1 No	0.242	2.420
105	2016-17			Welding		10	1 No	0.25	2.535
106	2016-17				Total				10.66
107	2016-17	Conservation of Culture		Construction of Museum-cum-Cultural Craft Centre	Purunagumma	1	2000 Sq feet	30.00	30.00
108	2016-17			Supply of costumes for dance and musical instruments	Purunagumma	1	1 no	1.00	1.00
109	2016-17			Sponsoring of cultural troupes for participation at District / State/ National programme	All Villages	1	1 no	3.00	3.00
110	2016-17			Annual Tribal Sports at Micro Project level to identify the sports person	All Villages	1	1 no	2.00	2.00
111	2016-17			Exposure visit to other Micro Project Area	All Villages	1	1 no	2.00	2.00
112	2016-17				Total				38.00
113	2016-17	Project Management		Survey, Monitoring & Evaluation Expenses	Kudumulugumma	1	1 No	1.00	1.00
114	2016-17			Remuneration of MPWs(D.A)	All Gyana Mandirs	7	1Nos	0.12	0.84
115	2016-17				Total				1.84
116	2016-17			Grand Total					587.92
1	2017-18	Social Sector		<u>Boys' Education Complex.</u>					
2	2017-18		Education	Maintenance Allowance including mess charges	Muduliguda	250	1 No	0.08	20.00
3	2017-18			Provision of three pairs of dress in Boys' Edu. Complex	Muduliguda	250	1 No	0.009	2.25
4	2017-18			Cash stipend for availing tuton / coaching per primary students	Muduliguda	250	1 No	0.012	3.00
5	2017-18			Course Book, stationaries and other educational matters	Muduliguda	250	1 No	0.006	1.50
6	2017-18			Exam Fees	Muduliguda	250	1 No	0.0005	0.13
7	2017-18			Honorarium for full time teacher	Muduliguda	8	1 No	0.912	7.30
8	2017-18			Honorarium for Accountant	Muduliguda	1	1 No	0.84	0.84
9	2017-18			Honorarium for Cooks	Muduliguda	5	1 No	0.6936	3.47
10	2017-18			Honorarium for Watchmen	Muduliguda	2	1 No	0.6936	1.39
11	2017-18			Honorarium for Sweeper	Muduliguda	2	1 No	0.6936	1.39

12	2017-18			Honorarium for Peon	Muduliguda	1	1 No	0.6936	0.69
13	2017-18			Vocational/Skill development Training	Muduliguda	250	1 No	0.004	1.00
14	2017-18			Electricity and Water Charges	Muduliguda	1	1 No	1.2000	1.20
15	2017-18			Medical Care/ Contingency	Muduliguda	250	1 No	0.0075	1.88
16	2017-18			Health Care (Hospitalization, visit of Doctors,annual health check up etc)	Muduliguda	250	1 No	0.005	1.25
17	2017-18			Miscellaneous including Toiitries	Muduliguda	250	1 No	0.006	1.50
18	2017-18			PTA/ Sports Function/ Cultural function	Muduliguda	250	1 No	0.0015	0.38
19	2017-18			Tour/ Campus	Muduliguda	250	1 No	0.02	5.00
20	2017-18			Incentives to each Boy student to meet their day to day requirement	Muduliguda	250	1 No	0.012	3.00
21	2017-18			Construction of Common room	Muduliguda	1	1 No	5.00	5.00
22	2017-18			Cash stipend for availing tution / coaching per primary students	Muduliguda	250	1 No	0.012	3.00
23	2017-18			Supply of reading writing, games and sports materials Boys Educaton Complex	Muduliguda	250	1 No	0.006	1.50
24	2017-18			<u>Girls' Education Complex</u>					
25	2017-18			Building repair & maintenance of Girls' Education Complex (DA)	Nandiniguda	1	1 No	1.64	1.64
26	2017-18			Maintenance Allowance including mess charges (DA)	Nandiniguda	250	1 No	0.010	2.50
27	2017-18			Provision of three pairs of dress to about 250 students Girls Edu. Complex (DA)	Nandiniguda	250	3 No	0.003	0.75
28	2017-18			Cash stipend for availing tution / coaching per primary students (DA)	Nandiniguda	150	1 No	0.010	1.50
29	2017-18			Cash stipend for availing tution / coaching per Upper primary students (DA)	Nandiniguda	100	1 No	0.020	2.00
30	2017-18			Supply of reading writing, games and sports materials Girls Educatonal Complex (DA)	Nandiniguda	250	1 No	0.006	1.50
31	2017-18			Examination fees (DA)	Nandiniguda	250	1 No	0.0005	0.13
32	2017-18			Honorarium for full time teacher (DA)	Nandiniguda	11	1 No	0.312	3.43
33	2017-18			Honorarium for Accountant (DA)	Nandiniguda	1	1 No	0.42	0.42
34	2017-18			Honorarium for Watchmen (DA)	Nandiniguda	1	1 No	0.5376	0.54
35	2017-18			Honorarium for Sweeper(DA)	Nandiniguda	2	1 No	0.5376	1.08
36	2017-18			Honorarium for Peon (DA)	Nandiniguda	2	1 No	0.5136	1.03
37	2017-18			Honorarium for Cooks (DA)	Nandiniguda	5	1 No	0.5136	2.57

38	2017-18			Electricity and Water chrges(DA)	Nandiniguda	1	1 No	1.20	1.20
39	2017-18			Medical Care/ Contingency(DA)	Nandiniguda	1	1 No	0.90	0.90
40	2017-18			Health care (Hospitalization, visit of doctors, annual health check up etc)(DA)	Nandiniguda	1	1 No	0.60	0.60
41	2017-18			Miscellaneous including toiletries etc (DA)	Nandiniguda	150	1 No	0.002	0.30
42	2017-18			Miscellaneous including toiletries etc	Nandiniguda	100	1 No	0.0026	0.26
43	2017-18			Tour / Campus (DA)	Nandiniguda	250	1 No	0.02	5.00
44	2017-18			Provision for Annual Sports(DA)	2 High schools(Boy & Girl), 1 Education Complex (Girls)	1	1 No	0.26	0.26
45	2017-18			Gvana Mandir					
46	2017-18			Course Book, stationaries and other educational matters	All Gyan Mandirs	3	1 No	0.34	1.02
47	2017-18				Total				95.26
48	2017-18		Health & Nutrition	Supply of medicines diet and reimbrusment of medicines(including) Auyurvedic consultancy	All Villages	37	1 No	0.250	9.25
49	2017-18			Development of habitat clearing of village sourrounding, drainage system, compost pit, improvement of street/ footpath (Bush cutting)	18 Villages	18	1 No	0.500	9.00
50	2017-18			Maintanance of Ambulance	Nilapari	1	1 No	2.000	2.00
51	2017-18			Remuneration of Ambulance Driver	All Villages	1	1 No	2.000	2.00
52	2017-18			Organisation of Special T.B identification camp / eye camp.	All villages	1	1 No	1.000	1.00
53	2017-18			Organisation of Health camp	All Villages	37	1 No	0.200	7.40
54	2017-18			Transportation of serious wounded ill suffered patients for treatment	All Villages	1	1 No	4.000	4.00
55	2017-18			DDT spray to all households	All households		1 No		0.00
56	2017-18			First-Aid training to traditinal Medicines man, lady Labour Attendant (LLA) to educated Bonda youth and MPW and supply of kits and boxes with first-aid medicines including girls and aaults)	All villages	1	1 No	4.000	4.00

57	2017-18			Yearly Sickle Cell Screening of all children (0-14Years)	37 Villages	400	1 No	0.001	0.40
58	2017-18				Total				39.05
59	2017-18		Drinking water & Sanitation						
60	2017-18				Total				0.00
				Sub Total					134.31
130	2017-18	Infrastructure	Connectivity	Completion of Incomplete CC road	Maribeda	1	1 No	5.00	5.00
132	2017-18			Culverts	Maribeda	2	1 No	5.00	10.00
138	2017-18			Completion of Incomplete CC road	Kantamanjuri	2	100 mtrs	5.00	10.00
139	2017-18			Metal Mudum road	Kantamanjuri	1.6	1 No	5.00	8.00
140	2017-18			Culverts	Kantamanjuri	2	1 No	5.00	10.00
142	2017-18			Completion of Incomplete CC road	Arlingpada	2	100 mtrs	5.00	10.00
143	2017-18			Metal Murum road	Arlingpada	0.5	1 No	8.00	4.00
144	2017-18			Culverts	Arlingpada	1	1 No	5.00	5.00
161	2017-18			Metal Murum road	Tabaru	1	1 No	4.00	4.00
166	2017-18				Total				66.00
172	2017-18		Housing	IAY house	Damdarbeda	29	1 No	1.04	30.16
177	2017-18				Total				30.16
179	2017-18		Electrification	Solarlight (Street light)	Tabaru	4	1 No	0.30	1.20
180	2017-18			House light	Tabaru	15	1 No	0.5	7.50
181	2017-18			Solarlight (Street light)	Dhakodpadar	4	1 No	0.20	0.80
182	2017-18			House light	Dhakodpadar	20	1 No	0.05	1.00
183	2017-18			Solarlight (Street light)	Jantri	4	1 No	0.20	0.80
184	2017-18			House light	Jantri	17	1 No	0.05	0.85
185	2017-18			Solarlight (Street light)	Angurguda	3	1 No	0.30	0.90
186	2017-18			House light	Angurguda	10	1 No	0.05	0.50
187	2017-18			Solarlight (Street light)	Arlingpada	3	1 No	0.30	0.90
188	2017-18			House light	Arlingpada	17	1 No	0.05	0.85
189	2017-18			Solarlight (Street light)	Kantamanjuri	4	1 No	0.3	1.20
190	2017-18			House light	Kantamanjuri	10	1 No	0.05	0.50
191	2017-18			Solarlight (Street light)	Badankaguda	4	1 No	0.3	1.20
192	2017-18			House light	Badankaguda	75	1 No	0.05	3.75
193	2017-18			Solarlight (Street light)	Maribeda	3	1 No	0.3	0.90
194	2017-18			House light	Maribeda	20	1 No	0.05	1.00
195	2017-18				Total				23.85

			Sub Total							120.01
198	2017-18	Sustainable Livelihood Project	Irrigation	Construction of Drain	Damdarbeda	1	100 mtrs	5.00	5.00	
199	2017-18			Construction of Drain	Suripada	1	100 mtrs	5.00	5.00	
200	2017-18			Construction of Drain	Gangapada	1	100 mtrs	5.00	5.00	
201	2017-18			Construction of Drain	Bataguda	1	100 mtrs	5.00	5.00	
202	2017-18			Field Canal	Chilipdar	1.5	100 mtrs	5.00	7.50	
203	2017-18			Construction of cheak dam at Karkaguda	Karkaguda	1.74	100 mtrs	5.00	8.70	
204	2017-18			Construction of Diversion were near Tikarapada -A	Tikirapada-A	1	100 mtrs	5.00	5.00	
205	2017-18			Field chanal at Tabaru	Tabaru	1	100 mtrs	5.00	5.00	
206	2017-18			Field Canal	Naringijhola	1	100 mtrs	5.00	5.00	
207	2017-18			Construction of Drain	Amlibeda	1	100 mtrs	5.00	5.00	
208	2017-18			Cheakdam at Gardenpadar	Gardenpadar	1	100 mtrs	5.00	5.00	
209	2017-18			Cheakdam at Naringijhola	Naringgijhola	1	100 mtrs	5.00	5.00	
210	2017-18			Cheakdam at Amlibeda	Amlibeda	1	100 mtrs	5.00	5.00	
211	2017-18			Cheakdam at Angurguda	Angurguda	1	100 mtrs	5.00	5.00	
212	2017-18			Cheakdam at Chilipadar	Chilipadar	1	100 mtrs	4.50	4.50	
213	2017-18			Construction of Drain	Ghisinghbeda	2	100 mtrs	2.50	5.00	
214	2017-18			Construction of Drain	Angurguyda	2	100 mtrs	2.50	5.00	
215	2017-18			Construction of Drain	Khajuriguda	2	100 mtrs	2.50	5.00	
216	2017-18			Construction of Drain	Orapadar	2	100 mtrs	2.50	5.00	
217	2017-18				Total				100.70	
223	2017-18		Agriculture	Supply of materials like maize,niger,groun note ,mustard,ragi	All DDA Villages	60	1 No	0.33	19.80	
225	2017-18				Total				19.80	
227	2017-18		Horticulture	Mango ,cashew ,Jafra ,Banana plantation	All DDA Villages	20	1Ac	4.25	85.00	
228	2017-18			Wadi Cultivation	All DDA Villages	12	1Ac	1.00	12.00	
229	2017-18			Cultivation of Ginger and Termuric	All DDA Villages	50	1Ac	0.40	20.00	

231	2017-18				Total				117.00
233	2017-18		Animal Husbandry	Pair of Bullock	Tikarapada-A	7	1 No	0.30	2.10
234	2017-18			Pair of Bullock	Badankiaguda	9	1 No	0.30	2.70
235	2017-18			Pair of Bullock	Damdarbeda	23	1 No	0.30	6.90
236	2017-18			Animal Health Camp	Didayi village	6	1 No	0.10	0.60
237	2017-18			Cattle shad for plough	Didayi Village	15	1 No	0.10	1.50
238	2017-18			Supply of Net & Boat	Khajuriguda	10	1 No	0.40	4.00
258	2017-18				Total				17.80
260	2017-18		SHG Development	Provision of Micro Credit support	4 SHGs	4	1 No	1.25	5.00
261	2017-18			Income Generation through Micro Project	4 SHGs	4	1 No	1.00	4.00
263	2017-18				Total				9.00
273	2017-18		Land Development	Dry stone packing ,stone bunding,reclamation and land development	Balubandha,Nilapari,Oringi ,Muduliguda,Kaning,Purun agumma,Chilipadar,Tikirap ada-A	64	1 Ac	0.45	28.80
274	2017-18				Total				28.80
276	2017-18		Market linkage	Repair of Market Pindi	All 37 villages	1	1	2.5	2.50
277	2017-18			Market complex for Didayi persons	All 37 villages	1	1	4.5	4.50
278	2017-18				Total				7.00
280	2017-18		Social Security	Natural calamity	All 37 villages				11.28
281	2017-18			Jayashree Bima Yojana	All 37 villages	100	1 No	0.005	0.50
282	2017-18			RSVY scheme	All 37 villages	1870	1 No	0.001	1.87
283	2017-18				Total				13.65
				Sub Total					313.75
285	2017-18	Capacity Building & Skill Training		Awareness programme	All 37 villages	4	1 No	0.50	2.00
288	2017-18			Selection of youth for training under Mobile,Tailoring,Broom Making	Reputed ITI training center	1	1 No	11.20	11.20
290	2017-18				Total				13.20
293	2017-18	Conservation of culture		Maintenance and management of the Museum	All Villages	1	1 No	5.26	5.26
294	2017-18			Construction of cultural Mandap	All Villages	4	1 No	1.04	4.16

295	2017-18			Conversion of MPSC as information Centre	All Villages	10	1 No	1.00	10.00
296	2017-18			Organisation of work shop	All Villages	5	1 No	0.20	1.00
297	2017-18			Assistance for cultural Activities	All Villages	32	1 No	0.05	1.60
298	2017-18			Research and Development of primers in local language	All Villages	1	1 No	1.80	1.80
299	2017-18			Construction of village entrance gates in ethnic style.	All Villages	2	1 No	2.00	4.00
300	2017-18			Sponsoring of cultural Troups	All Villages	1	1 No	10.00	10.00
301	2017-18			Exposure visit to other Micro Project area	All Villages	1	1 no	2.00	2.00
303	2017-18					Total			39.82
306	2017-18	Project Management		Monitoring & Evaluation expenses	Kudumulugumma	1	1 No	3.43	3.43
308	2017-18			Remuneration of MPEWs (D.A)	All Gyan Mandirs	7	1 No	0.120	0.84
314	2017-18					Total			4.27
315	2017-18			Grand Total					625.36
1	2018-19	Social Sector	Education	Boys' Education Complex,					
2	2018-19			Building Repair and maintenance	Muduliguda	1	1	2.00	2.00
3	2018-19			Maintenance Allowance including mess charges	Muduliguda	250	1	0.08	20.00
4	2018-19			Provision of three pairs of dress to about 200 students in Boys' Edu. Complex	Muduliguda	250	1	0.009	2.25
5	2018-19			Cash stipend for availing tuition / coaching per primary students	Muduliguda	250	1	0.012	3.00
6	2018-19			Course Book, stationaries and other educational matters	Muduliguda	250	1	0.006	1.50
7	2018-19			Exam Fees	Muduliguda	250	1	0.0005	0.125
8	2018-19			Honorarium for full time teacher	Muduliguda	8	1	0.912	7.296
9	2018-19			Honorarium for Accountant	Muduliguda	1	1	0.84	0.84
10	2018-19			Honorarium for Cooks	Muduliguda	5	1	0.6936	3.468
11	2018-19			Honorarium for Watchmen	Muduliguda	2	1	0.6936	1.3872
12	2018-19			Honorarium for Sweeper	Muduliguda	2	1	0.6936	1.3872
13	2018-19			Honorarium for Peon	Muduliguda	1	1	0.6936	0.69360
14	2018-19			Vocational/Skill development Training	Muduliguda	250	1	0.004	1.00

15	2018-19		Electricity and Water Charges	Muduliguda	1	1	1.20	1.20
16	2018-19		Medical Care/ Contingency	Muduliguda	250	1	0.0075	1.88
17	2018-19		Health Care (Hospitalization, visit of Doctors,annual health check up etc)	Muduliguda	250	1	0.005	1.25
18	2018-19		Miscellaneous including Toiletries	Muduliguda	250	1	0.006	1.50
19	2018-19		PTA/ Sports Function/ Cultural function	Muduliguda	250	1	0.0015	0.38
20	2018-19		Tour/ Campus	Muduliguda	250	1	0.02	5.00
21	2018-19		Incentives to each Boy student to meet their day to day requirement	Muduliguda	250	1	0.012	3.00
22	2018-19		Provision of two pairs of dress to about 250students	Muduliguda	500 Nos	1 No	2.50	2.50
23	2018-19		Girls' Education Complex					
24	2018-19		Building repair & mantanance of Girls Educational Complex(DA)	Nandiniguda	1	1 No	1.64	1.64
25	2018-19		Maintenance Allowance including mess charges (DA)	Nandiniguda	250	1 No	0.010	2.50
26	2018-19		Provision of three pairs of dress to about 250 students Girls' Education Complex(DA)	Nandiniguda	250	3 No	0.003	0.75
27	2018-19		Cash stipend for availing tution / coaching per Primary Students(DA)	Nandiniguda	150	1 No	0.010	1.50
28	2018-19		Cash stipend for availing tution / coaching per Upper primary students(DA)	Nandiniguda	100	1 No	0.020	2.00
29	2018-19		Supply of reading writing, games and sports materials in Girls' Educaton Complex(DA)	Nandiniguda	250	1 No	0.006	1.50
30	2018-19		Examination fees(DA)	Nandiniguda	250	1 No	0.0005	0.125
31	2018-19		Honorarium for full time teacher (DA)	Nandiniguda	11	1 No	0.312	3.432
32	2018-19		Honorarium for Accountant(DA)	Nandiniguda	1	1 No	0.42	0.42
33	2018-19		Honorarium for Watchmen(DA)	Nandiniguda	1	1 No	0.5376	0.538
34	2018-19		Honorarium for Sweeper(DA)	Nandiniguda	2	1 No	0.5376	1.075
35	2018-19		Honorarium for Peon (DA)	Nandiniguda	2	1 No	0.5136	1.027
36	2018-19		Honorarium for Cooks(DA)	Nandiniguda	5	1 No	0.5136	2.568
37	2018-19		Electricity and Water chrges (DA)	Nandiniguda	1	1 No	1.20	1.20
38	2018-19		Medical Care/ Contingency (DA)	Nandiniguda	1	1 No	0.90	0.90
39	2018-19		Health care (Hospitalization, visit of doctors, annual health check up etc)(DA)	Nandiniguda	1	1 No	0.60	0.60
40	2018-19		Miscellaneous including toiletries etc(DA)	Nandiniguda	150	1 No	0.002	0.30
41	2018-19		Miscellaneous including toiletries etc (DA)	Nandiniguda	100	1 No	0.0026	0.26
42	2018-19		Tour / Campus(DA)	Nandiniguda	250	1 No	0.02	5.00

43	2018-19			Construction of Twin quarter at Girls' Education Compelx(DA)	Nandiniguda	2	1 No	5.00	10.00
44	2018-19		Education	Gyana Mandir					
45	2018-19			Construction of Gyana Mandir	Nadimanjuri	1	1 No	7.50	7.50
46	2018-19			Primary School at Oringi	Oringi	1	1 No	7.00	7.00
47	2018-19			Provision for supply of reading & writing materials	Nadimanjuri	1	1 No	0.26	0.26
48	2018-19				Total				113.74
49	2018-19		Health & Nutrition	Organisation of Health camp	All Villages	37	1 No	0.20	7.40
50	2018-19			Maintenance of Ambulance	Nilapari	1	1 No	3.00	3.00
51	2018-19			Remuneration of Ambulance Driver	All Villages	1	1 No	2.00	2.00
52	2018-19			Supply of medicines diet and reimbrusment of medicines including Auyurvedic consultancy	All Villages	1	1 No	9.54	9.54
53	2018-19			Transportation of serious, wounded patients for treatment	All Villages	1	1 No	5.00	5.00
54	2018-19			Development of habitan clearing of village sourrounding, drainage system, compost pit, improvement of street/ footpath (Bush cutting)	37 Villages	32	1 No	0.50	16.00
55	2018-19			Yearly Sickle Cell Screening of all children (0-14Years)	37 Villages	200	1 No	0.002	0.40
56	2018-19				Total				43.34
57	2018-19		Drinking water & Sanitation						
58	2018-19				Total				0.00
59				Sub Total					157.08
60	2018-19	Infrastructure	Connectivity	Completion of Incomplete CC road	Nadimanjuri	2	100 mtr	5.00	10.00
61	2018-19			Completion of Incomplete CC road	Damdarbeda	2	100 mtr	5.00	10.00
62	2018-19			Ghat cutiting	Damdarbeda	1	100 mtr	3.00	3.00
63	2018-19			Culvert	Damdarbeda	1	1 No	5.00	5.00
64	2018-19			Ghat cuting	Damdarbeda	1	1 No	3.00	3.00
65	2018-19			Guard wall	Damdarbeda	0.6	1 No	4.50	2.70
66	2018-19			Completion of Incomplete CC road	Amlibeda	2	1 No	5.00	10.00
67	2018-19			Metal Murum road	Amlibeda	0.3	1 No	8.00	2.40
68	2018-19			Footpath road	Amlibeda	3	1 No	2.00	6.00

69	2018-19			Pitchu road	Kaning	1	1 No	4.00	4.00
70	2018-19			Metal Murum road	Kaning	0.5	1 No	8.00	4.00
71	2018-19			Guard wall	Kaning	0.95	1 No	4.50	4.28
72	2018-19			Completion of Incomplete CC road	Tikarapada-A	2	1 No	5.00	10.00
73	2018-19				Total				74.38
74	2018-19		Housing	Construction of Cummunity Center	6 Villages	6	1 No	5.50	33.00
75	2018-19				Total				33.00
76	2018-19		Electrification	Solar light (Street light)	Bayapada	7	1	0.50	3.50
77	2018-19			Solar light (Street light)	Oringi	6	1	0.50	3.00
78	2018-19			Solar light (Street light)	Tikarapada-a	3	1	1.00	3.00
79	2018-19			Solar light (Street light)	Kaning	6	1	0.50	3.00
80	2018-19			Solar light (Street light)	Amlibeda	6	1	0.50	3.00
81	2018-19			Solar light (Street light)	Damdarbeda	6	1	0.5	3.00
82	2018-19			Solar light (Street light)	Nadimanjuri	3	1	0.3	0.90
83	2018-19			Supply of Solar Home light	Bayapada	20	1	0.05	1.00
84	2018-19			Supply of Solar Home light	Oringi	20	1	0.05	1.00
85	2018-19			Supply of Solar Home light	Tikarapada-a	23	1	0.05	1.15
86	2018-19			Supply of Solar Home light	Kaning	20	1	0.05	1.00
87	2018-19			Supply of Solar Home light	Amlibeda	20	1 No	0.05	1.00
88	2018-19			Supply of Solar Home light	Damdarbeda	20	1 No	0.05	1.00
89	2018-19			Supply of Solar Home light	Nadimanjuri	20	1 No	0.05	1.00
90	2018-19				Total				26.55
91	2018-19			Sub Total					133.93
92	2018-19	Sustainable Livelihood Project	Irrigation	Construction of Drain	Ramaguda	2	1	4.00	8.00
93	2018-19			Construction of Drain	Kodigandhi	3	2	4.00	12.00
94	2018-19			Construction of Drain	Sanyasiguda	2	2	4.00	8.00

95	2018-19			Construction of Drain	Totaguda	2	2	4.00	8.00
96	2018-19			Construction of Drain	Disariguda	2	1	4.00	8.00
97	2018-19			Construction of Drain	Jantri	2.5	1	4.00	10.00
98	2018-19			Construction of Drain	Dhakodpadar	3	1	4.00	12.00
99	2018-19			Cross bund	Damdarbeda	2	1	4.00	8.00
100	2018-19			Land Development/ Land terracing/ Stone Binding work	Ramaguda	30	1 No	0.20	6.00
101	2018-19			Land Development/ Land terracing/ Stone Binding work	Kodigandhi	40	1 No	0.20	8.00
102	2018-19			Land Development/ Land terracing/ Stone Binding work	Sanyasiguda	40	1 No	0.20	8.00
103	2018-19			Land Development/ Land terracing/ Stone Binding work	Totaguda	50	1 No	0.20	10.00
104	2018-19			Land Development/ Land terracing/ Stone Binding work	Disariguda	30	1 No	0.20	6.00
105	2018-19				Total				112.00
106	2018-19		Agriculture	Supply of Agricultural Equipments	Angurguda	10	1	0.10	1.00
107	2018-19			Supply of Agricultural Equipments	Ramaguda	19	1	0.10	1.90
108	2018-19			Supply of Agricultural Equipments	Maribeda `	9	1	0.10	0.90
109	2018-19			Supply of Agricultural Equipments	Jantri	5	1	0.10	0.50
110	2018-19			Supply of Agricultural Equipments	Nadimanjuri	4	1	0.10	0.40
111	2018-19			Supply of Agricultural Equipments	Tabaru	3	1	0.10	0.30
112	2018-19			Pair of Bullock	Angurguda	10	1	0.30	3.00
113	2018-19			Pair of Bullock	Ramaguda	1	1	0.30	0.30
114	2018-19			Pair of Bullock	maribeda	10	1	0.30	3.00
115	2018-19			Pair of Bullock	jantri	8	1	0.30	2.40
116	2018-19			Pair of Bullock	Nadimanjuri	13	1	0.30	3.90
117	2018-19			Pair of Bullock	Tabaru	14	1	0.30	4.20
118	2018-19				Total				21.80
119	2018-19		Horticulture	Mango plantation/Cashew plantation	All Didayi Villages	10	1 Ac	4.80	48.00
120	2018-19			Second year maintenance of Mango,Cashew,Banana	All Didayi Villages	20	1 Ac	1.25	25.00
121	2018-19			New plantation of Didayi area	All Didayi Villages	1	1 Ac	26.00	26.00
122	2018-19			Construction of Storage for Horticulture materials	Purugumma	15	100 Sq Km	1.00	15.00

123	2018-19			Nursery	Bayapada ,Narigjhol	1	1 Ac	15.00	15.00
124	2018-19			Mango /Cashew plantation	All Didayi Villages	20	1 Ac	0.12	2.40
125	2018-19				Total				131.40
126	2018-19		Animal Husbandry	Animal Health Camp	8villages	8	1	0.10	0.80
127	2018-19			Supply of Net & Boat	Barlubandha	7	1	0.40	2.80
128	2018-19			Supply of Net & Boat	Tabaru	31	1	0.40	12.40
129	2018-19			Supply of Net & Boat	Nadimanjuri	9	1	0.40	3.60
130	2018-19				Total				19.60
131	2018-19		SHG Development	Provision of Micro Credit support to 04 Nos SHGs	4 SHGs	4	1	1.25	5.00
132	2018-19			Income Generation through Micro Project	4 SHGs	4	1	1	4.00
133	2018-19				Total				9.00
134	2018-19		Land Development	Land Development, Land reclamation, terracing	10 Villages	70	1 No	0.20	14.00
135	2018-19			Land terracing	10 Villages	35	1 No	0.20	7.00
136	2018-19			Stone-wall Bunding	10 Villages	44	1 No	0.20	8.80
137	2018-19				Total				29.80
138	2018-19		Market Linkeg	Repair of Market Pindi	Naringijhola	1	1	2.8	2.80
139	2018-19			New storage Godown at Kudumulgumma	Kudumulgumma	1	1	5	5.00
140	2018-19				Total				7.80
141	2018-19		Social Security	Renewal of JBY	All Didayi Villages	400	1	0.005	2.00
142	2018-19			Health Insurance	All Didayi Villages	1321	1	0.01	13.21
143	2018-19				Total				15.21
144				Sub Total					346.61
145	2018-19		Capacity Building and skill Training	Selection of youth for training under Mobile,Tailoring, Broom Making, Masonry and Computer Operation	Reputed ITI Training Center			14.52	14.52
146	2018-19				Sub Total				14.52
147	2018-19		Conservation of Culture						
148	2018-19			Maintenance and Management of Museum	Purunagumma	1	1 Nos	6.00	6.00

149	2018-19			Construction of Cultural Mandap	Purunagumma	1	1 Nos	6.00	6.00
150	2018-19			Construction of Cultural Mandap	Muduliguda	2	1 Nos	2.00	4.00
151	2018-19			Conversion of MPSC as information centre	37 Villages	1	1 Nos	2.04	2.04
152	2018-19			Awareness Camp	37 Villages	1	1 Nos	3.10	3.10
153	2018-19			Supply of Musical instruments	37 Villages	1	32 Nos	7.20	7.20
154	2018-19			Organisation of work shop	37 Villages	1		1.00	1.00
155	2018-19			•Development of primers in local language	37 Villages	1	1 No	2.00	2.00
156	2018-19			Construction of village entrance gates in ethnic style	2 Villages	2	2 nos	2.00	4.00
157	2018-19			Sponsoring of cultural troupes for District / State/ National prog	All Villages	1	1 No	3.00	3.00
158	2018-19			Exposure visit to other Micro Project area	All Villages	1	1 no	2.00	2.00
159	2018-19			Annual Tribal Sports at Micro Project level to identify the PTG sports person	All Villages	1	1 no	2.00	2.00
160	2018-19			Sub Total					42.34
161	2018-19		Project Management						
162	2018-19		Project Management	Monitoring & Evaluation expenses	Kudumulugumma	1	1 No	2.67	2.67
163	2018-19			Remuneration of MPWs (D.A)	7 Nos	7	1 No	0.12	0.84
164	2018-19			Sub Total					3.51
165	2018-19								697.99
1	2019-20	Social Sector	Education	Boys' Education Complex					
2	2019-20			Maintenance of existing Boys Educational complex	Muduliguda	1	1 No	2.00	2.00
3	2019-20			Building Repair and maintenance	Muduliguda	1	1	2.00	2.00
4	2019-20			Maintenance Allowance including mess charges	Muduliguda	250	1	0.08	20.00
5	2019-20			Provision of three pairs of dress to about 200 students in Boys' Edu. Complex	Muduliguda	250	1	0.009	2.25
6	2019-20			Cash stipend for availing tuition / coaching per primary students	Muduliguda	250	1	0.012	3.00
7	2019-20			Course Book, stationaries and other educational matters	Muduliguda	250	1	0.006	1.50
8	2019-20			Exam Fees	Muduliguda	250	1	0.0005	0.13

9	2019-20			Honorarium for full time teacher	Muduliguda	8	1	0.912	7.30
10	2019-20			Honorarium for Accountant	Muduliguda	1	1	0.84	0.84
11	2019-20			Honorarium for Cooks	Muduliguda	5	1	0.6936	3.47
12	2019-20			Honorarium for Watchmen	Muduliguda	2	1	0.6936	1.39
13	2019-20			Honorarium for Sweeper	Muduliguda	2	1	0.6936	1.39
14	2019-20			Honorarium for Peon	Muduliguda	1	1	0.6936	0.69
15	2019-20			Vocational/Skill development Training	Muduliguda	250	1	0.004	1.00
16	2019-20			Electricity and Water Charges	Muduliguda	1	1	1.20	1.20
17	2019-20			Medical Care/ Contingency	Muduliguda	250	1	0.0075	1.88
18	2019-20			Health Care (Hospitalization, visit of Doctors,annual health check up etc)	Muduliguda	250	1	0.005	1.25
19	2019-20			Miscellaneous including Toiletries	Muduliguda	250	1	0.006	1.50
20	2019-20			PTA/ Sports Function/ Cultural function	Muduliguda	250	1	0.0015	0.38
21	2019-20			Tour/ Campus	Muduliguda	250	1	0.02	5.00
22	2019-20			Incentives to each Boy student to meet their day to day requirement	Muduliguda	250	1	0.012	3.00
23	2019-20			Girls' Education Complex					
24	2019-20			Building repair & maintenance of Girls' Education Complex (DA)	Nandiniguda	1	1 No	2.00	2.00
25	2019-20			Maintenance Allowance including mess charges (DA)	Nandiniguda	250	1 No	0.010	2.50
26	2019-20			Provision of three pairs of dress to about 250 students Girls' Edu. Complex (DA)	Nandiniguda	250	3 No	0.003	0.75
27	2019-20			Cash stipend for availing tuition / coaching per Primary Students (DA)	Nandiniguda	150	1 No	0.010	1.50
28	2019-20			Cash stipend for availing tuition / coaching per Upper Primary Students (DA)	Nandiniguda	100	1 No	0.020	2.00
29	2019-20			Supply of reading writing, games and sports materials in Girls' Education Complex(DA)	Nandiniguda	250	1 No	0.006	1.50
30	2019-20			Examination fees (DA)	Nandiniguda	250	1 No	0.0005	0.125
31	2019-20		Education	Honorarium for full time teacher (DA)	Nandiniguda	11	1 No	0.312	3.432
32	2019-20			Honorarium for Accountant (DA)	Nandiniguda	1	1 No	0.42	0.42
33	2019-20			Honorarium for Watchmen (DA)	Nandiniguda	1	1 No	0.5376	0.538
34	2019-20			Honorarium for Sweeper (DA)	Nandiniguda	2	1 No	0.5376	1.075
35	2019-20			Honorarium for Peon (DA)	Nandiniguda	2	1 No	0.5136	1.027
36	2019-20			Honorarium for Cooks (DA)	Nandiniguda	5	1 No	0.5136	2.568
37	2019-20			Electricity and Water charges (DA)	Nandiniguda	1	1 No	1.20	1.20
38	2019-20			Medical Care/ Contingency (DA)	Nandiniguda	1	1 No	0.90	0.90

39	2019-20			Health care (Hospitalization, visit of doctors, annual health check up etc) (DA)	Nandiniguda	1	1 No	0.60	0.60
40	2019-20			Miscellaneous including toiletries etc (DA)	Nandiniguda	150	1 No	0.002	0.30
41	2019-20			Miscellaneous including toiletries etc (DA)	Nandiniguda	100	1 No	0.0026	0.26
42	2019-20			Tour / Campus (DA)	Nandiniguda	250	1 No	0.02	5.00
43	2019-20			Gyana Mandir					
44	2019-20		Education	Provision for supply of reading & writing materials	7 Villages	7	1 No	0.30	2.10
45	2019-20			Maintenance of Gyan Mandir	7 Villages	7	1 No	2.00	14.00
46	2019-20							Total	104.94
47	2019-20		Heath & Nutrition	Organisation of Health camp	30 Nos	37	1 No	0.30	11.10
48	2019-20			Supply of medicines, diet and reimbrusment of medicines(including) Auyurvedic consoltancy	All Villages	1	1 No	5.30	5.30
49	2019-20			Transportation of serious, wounded patients for treatment	All Villages	1	1 No	5.00	4.50
50	2019-20			Organisation of Special T.B identification camp / eye camp.	All Villages	1	1 Nos	1.00	1.00
51	2019-20			Maintanance of Ambulance	Nilapari	1	1 No	3.00	3.00
52	2019-20			Herbal Garden	2 Villages	3	1 No	1.00	3.00
53	2019-20			Remuneration of Ambulance Driver	All Villages	1	1 No	1.00	1.00
54	2019-20			Reprinting of Sickle Cell School Health Card	All Villages	1	100	0.4	0.44
55	2019-20			Development of habitat clearing of village sourrounding, drainage system, compost pit, improvement of street/ footpath (Bush cutting)	30 Villages	37	1 No	0.50	18.50
56	2019-20			Yearly Sickle Cell Screening of all children (0-14Years)	All Villages	200	200	0.001	0.20
57	2019-20							Total	48.04
58	2019-20		Drinking water & Sanitation						
59	2019-20							Total	0.00
60	2019-20			Sub Total					152.98
61	2019-20	Infrastructure	Connectivity	Completion of CC road	Disariguda	2	100 mtr	5.00	10.00
62	2019-20			Metal Murum Road	Disariguda	1	1 No	8.00	8.00
63	2019-20			Metal Murum Road	Khajuriguda	1	1 No	8.00	8.00
64	2019-20			Footpath Road	Khajuriguda	2	1 No	2.00	4.00

65	2019-20			Water way	Khajuriguda	1	1 No	2.00	2.00
66	2019-20			Guardwall	Khajuriguda	0.95	1 No	4.50	4.28
67	2019-20			Metal Murum road	Ramaguda	0.5	1 No	8.00	4.00
68	2019-20			Footpath Road	Ramaguda	1	1 No	2.00	2.00
69	2019-20			Water way	Ramaguda	0.5	1 No	2.00	1.00
70	2019-20			Culverts	Ramaguda	1	1 No	5.00	5.00
71	2019-20			Guardwall	Ghisingbeda	0.95	1 No	4.50	4.28
72	2019-20			Guardwall	Kodigandhi	0.95	1 No	4.50	4.28
73	2019-20			Guardwall	Ramaguda	0.95	1 No	4.50	4.28
74	2019-20			Plat form infront of house	All Didayi Villages	50	1 No	0.10	5.00
75	2019-20			Completion of CC road	Bataguda	2	100 mtr	5.00	10.00
76	2019-20			Metal Murum Road	Kodigandhi	1	1 No	8.00	8.00
77	2019-20			Culverts	Bataguda	1	1 No	3.50	3.50
78	2019-20				Sub Total				87.60
79	2019-20		Housing	Const. of community Center	Bataguda/ Bataguda/ Dhak odpadar/Kantamanjuri/An gumuda/Adisingpada	6	1 No	6.20	37.20
80	2019-20				Sub Total				37.20
81	2019-20		Electrification	Solarlight (Street light)	Bataguda	3	1 No	1.00	3.00
82	2019-20			House light	Bataguda	278	1 No	0.05	13.90
83	2019-20			Solarlight (Street light)	Purunagumma	3	1 No	1.00	3.00
84	2019-20			Solarlight (Street light)	Kodigandhi	2	1 No	1.00	2.00
85				Solarlight (Street light)	Ramaguda	2	1 No	0.50	1.00
86	2019-20			Solarlight (Street light)	Khajuriguda	5	1 No	0.50	2.50
87	2019-20			Solarlight (Street light)	Ghisnighbeda	5	1 No	0.5	2.50
88	2019-20			Solarlight (Street light)	Disariguda	3	1 No	0.3	0.90
89	2019-20				Sub Total				28.80
90	2019-20			Sub Toal					153.60
91	2019-20		Sustainable Livelihood Project						
92	2019-20		Irrigation	Drain	Arlingpada	2	1 No	5.00	10.00
93	2019-20			Construction of community tank	DDA Area	12	1 No	6.00	72.00
94	2019-20			Construction of field canal at 5 nos of village	Tikarapada A ,karkaguda,Gandhi	5	1 No	5.00	25.00
95	2019-20			Drain	Ndimanjuri	1.5	1 No	5.00	7.50
96	2019-20			Drain	Kantamanjuri	1.5	1 No	5.00	7.50
97	2019-20				Sub Total				122.00

98	2019-20		Agriculture		Kantamanjuri	20	1 No	0.01	0.10
99	2019-20				Arlingpada	35	1 No	0.01	0.18
100	2019-20			Supply of Niger,Groundnut,Black gram,Ragi	Sanyasiguda	35	1 No	0.01	0.18
101	2019-20				Dhakodpadar	40	1 No	0.01	0.20
102	2019-20				Amlibeda	40	1 No	0.01	0.20
103	2019-20			Supply of Agricultural Equipments	Kantamanjuri	2	1 No	0.10	0.20
104	2019-20			Supply of Agricultural Equipments	Arlingpada	4	1 No	0.10	0.40
105	2019-20			Supply of Agricultural Equipments	Sanyasiguda	4	1 No	0.10	0.40
106	2019-20			Supply of Agricultural Equipments	Dhakodpadar	23	1 No	0.10	2.30
107	2019-20			Supply of Agricultural Equipments	Amlibeda	35	1 No	0.10	3.50
108	2019-20			Pair of Bullock	Kantamanjuri	10	1 No	0.30	3.00
109	2019-20			Pair of Bullock	Orringi	7	1 No	0.30	2.10
110	2019-20			Pair of Bullock	Muduliguda-A	13	1 No	0.30	3.90
111	2019-20			Pair of Bullock	Sanyasiguda	2	1 No	0.30	0.60
112	2019-20			Pair of Bullock	Dhakodpadar	12	1 No	0.30	3.60
113	2019-20			Pair of Bullock	Amlibeda	11	1 No	0.30	3.30
114	2019-20				Sub Total				24.15
115	2019-20		Horticulture	Mango plantation/Cashew plantation	All Didayi Villages	25	1Ac	0.48	12.00
116	2019-20			Second year maintenance of Mango,cashew,banana	All Didayi Villages	20	1Ac	2.60	52.00
117	2019-20			New plantation of Didayi area	All Didayi Villages	15	1Ac	3.50	52.50
118	2019-20			Construction of Storage for Horticultural Products	Purugumma	10	1Ac	1.50	15.00
119	2019-20			Nursery	Bayapada ,Narigjhol	5	1Ac	1.70	8.50
120	2019-20				Sub Total				140.00
121	2019-20		Animal Husbandry	Animal Health Camp	9 villages	9	1 No	0.10	0.90
122	2019-20			Supply of Net & Boat	Dhakodpadar	18	1 No	0.40	7.20
123	2019-20			Goatery	Kantamanjuri	4	1 No	0.02	0.08
124	2019-20			Supply of Net & Boat	Arlingpada	6	1 No	0.40	2.40
125	2019-20			Supply of Net & Boat	Sanyasiguda	5	1 No	0.40	2.00
126	2019-20			Goatery	Amlibeda	13	1 No	0.25	3.25
127	2019-20			Poultry	Sanyasiguda	2	1 No	0.6500	1.30
128	2019-20			Goatery	Sanyasiguda	4	1 No	0.02	0.08
129	2019-20			Goatery	Muduliguda -A`	25	1 No	0.02	0.50
130	2019-20			Goatery	Oringi	10	1 No	0.02	0.20
131	2019-20			Net and boat	Kantamanjuri	10	1 No	0.40	4.00

132	2019-20				Sub Total				21.91
133	2019-20		S.H.G Development	Subsidy to 04 Nos of SHG for Business loan	04 Nos of SHG	5	1 No	1.1	5.50
134	2019-20			SHG Building at Karkaguda	1 No of SHG	1	1 No	5	5.00
135	2019-20				Sub Total				10.50
136	2019-20			Ghat cutting	Tikarapada-B	6	1 No	1.00	6.00
137	2019-20			Ghat cutting	Naringjholra	1	1 No	1.00	1.00
138	2019-20			Ghat cutting	Orapadar	2	1 No	1.00	2.00
139	2019-20			Ghat cutting	Ramaguda	2	1 No	1.00	2.00
140	2019-20			Ghat cutting	Kodigandhui	2	1 No	1.00	2.00
141	2019-20			Ghat cutting	Sanuyasiguda	3	1 No	1.00	3.00
142	2019-20		Land Development	land development with Both side stone packing	Tikarapada a,Karkaguda,Totaguda, Da buguda,Kontamanjuri,Gising beda	20	1 No	0.90	18.00
143	2019-20			Ghat cutting	Totaguda	1	1 No	1.00	1.00
144	2019-20				Sub Total				35.00
145	2019-20		Market Link	Construction of Market Pindi	Ramaguda	1	1 No	4.5	4.50
146	2019-20			Construction of Market Pindi	Orapadar	1	1 No	4	4.00
147	2019-20				Sub Total				8.50
148	2019-20		Social Security	Renewal of JBY	All PVTG Villages	500	1 No	0.01	2.50
149	2019-20			Health Insurance	All PVTG Villages	1828	1 No	0.001	1.83
150	2019-20			Natural Calamity	All PVTG Villages	1	1 No	12.48	12.48
151	2019-20				Sub Total				16.81
			Sub Total						378.87
152	2019-20		Capacity Building & Skill Training	Selection of youth for training under Mobile,Tailoring, Broom Making, Masonry and Computer Operation	Reputed ITI Training Center			15.97	15.97
153	2019-20				Sub Total				15.97
154	2019-20		Conservation of Culture	Maintenance and Management of Museum	Kudumulugumma	1	1 No	5.00	5.00
155	2019-20			Assistance for cultural activities	37 Villages	1	1 No	2.50	2.50

156	2019-20			Organisation of workshop	37 Villages	1	1 No	1.00	1.00
157	2019-20			Construction of village entrance gates in ethnic style	2 villages	2	1 No	2.00	4.00
158	2019-20			Exchange visit to out of State	20 Nos	1	1 No	4.00	4.00
159	2019-20			Construction of Cultural Mandap	Totaguda	4	1 No	3.00	12.00
160	2019-20			Conversion of MPSC as Information Centre	37 Villages	1	1 no		3.87
161	2019-20			Sponsoring of cultural troupes for participation at District / state/ National programme	37 Villages	1	1 no	10.00	10.00
162	2019-20			Exposure visit to other Micro Project area	37 Villages	1	1 no	2.00	2.00
163	2019-20			Development of Tourism Site	All PVTG Villages	1	1 No	2.00	2.00
164	2019-20				Sub Total				46.37
165	2019-20	Project Management		Monitoring & Evaluation expenses	Kudumulugumma	1	1 No	5.00	10.00
167	2019-20			Remuneration of MPWs (D.A)	All Gyan Mandirs	7	1 No	0.12	0.84
173	2019-20				Sub Total				10.84
174	2019-20			Grand Total	Project Management (CCD)				758.63
	2020-21	Social Sector		Boys' Education Complex					
	2020-21		Education	Building Repair and maintenance	Muduliguda	1	1	2.00	2.00
	2020-21			Maintenance Allowance including mess charges	Muduliguda	250	1	0.08	20.00
	2020-21			Provision of three pairs of dress to about 250 students in Boys' Edu. Complex	Muduliguda	250	1	0.009	2.25
	2020-21			Cash stipend for availing tuition / coaching per primary students	Muduliguda	250	1	0.012	3.00
	2020-21			Course Book, stationaries and other educational matters	Muduliguda	250	1	0.006	1.50
	2020-21			Exam Fees	Muduliguda	250	1	0.0005	0.13
	2020-21			Honorarium for full time teacher	Muduliguda	8	1	0.912	7.30
	2020-21			Honorarium for Accountant	Muduliguda	1	1	0.84	0.84
	2020-21			Honorarium for Cooks	Muduliguda	5	1	0.6936	3.47
	2020-21			Honorarium for Watchmen	Muduliguda	2	1	0.6936	1.39
	2020-21			Honorarium for Sweeper	Muduliguda	2	1	0.6936	1.39
	2020-21			Honorarium for Peon	Muduliguda	1	1	0.6936	0.69

	2020-21			Vocational/Skill development Training	Muduliguda	250	1	0.004	1.00
	2020-21			Electricity and Water Charges	Muduliguda	1	1	1.20	1.20
	2020-21			Medical Care/ Contingency	Muduliguda	250	1	0.0075	1.88
	2020-21			Health Care (Hospitalization, visit of Doctors,annual health check up etc)	Muduliguda	250	1	0.005	1.25
	2020-21			Miscellaneous including Toiletries	Muduliguda	250	1	0.006	1.50
	2020-21			PTA/ Sports Function/ Cultural function	Muduliguda	250	1	0.0015	0.38
	2020-21			Tour/ Campus	Muduliguda	250	1	0.02	5.00
	2020-21			Incentives to each Boy student to meet their day to day requirement	Muduliguda	250	1	0.012	3.00
	2020-21			Water purification plant at Boys Educational Complex	Muduliguda	1	1 No	10.00	10.00
	2020-21			<u>Girls' Education Complex</u>					
	2020-21			Building repair & maintenance of Girls' Education Complex (DA)	Nandiniguda	1	1 No	1.64	1.64
	2020-21			Maintenance Allowance including mess charges (DA)	Nandiniguda	250	1 No	0.010	2.50
	2020-21			Provision of three pairs of dress to about 250 students Girls' Edu. Complex (DA)	Nandiniguda	250	3 No	0.003	0.75
	2020-21			Cash stipend for availing tuition / coaching per primary students(DA)	Nandiniguda	150	1 No	0.010	1.50
	2020-21			Cash stipend for availing tuition / coaching per Upper primary students (DA)	Nandiniguda	100	1 No	0.020	2.00
	2020-21			Supply of reading writing, games and sports materials in Girls' Education Complex(DA)	Nandiniguda	250	1 No	0.006	1.50
	2020-21			Examination fees(DA)	Nandiniguda	250	1 No	0.0005	0.13
	2020-21			Honorarium for full time teacher(DA)	Nandiniguda	11	1 No	0.312	3.43
	2020-21			Honorarium for Accountant(DA)	Nandiniguda	1	1 No	0.42	0.42
	2020-21			Honorarium for Watchmen(DA)	Nandiniguda	1	1 No	0.5376	0.54
	2020-21			Honorarium for Sweeper(DA)	Nandiniguda	2	1 No	0.5376	1.08
	2020-21			Honorarium for Peon(DA)	Nandiniguda	2	1 No	0.5136	1.03
	2020-21			Honorarium for Cooks(DA)	Nandiniguda	5	1 No	0.5136	2.57
	2020-21			Electricity and Water charges(DA)	Nandiniguda	1	1 No	1.20	1.20

	2020-21			Medical Care/ Contingency(DA)	Nandiniguda	1	1 No	0.90	0.90
	2020-21			Health care (Hospitalization, visit of doctors, annual health check up etc)(DA)	Nandiniguda	1	1 No	0.60	0.60
	2020-21			Miscellaneous including toiletries etc (DA)	Nandiniguda	150	1 No	0.002	0.30
	2020-21			Miscellaneous including toiletries etc (DA)	Nandiniguda	100	1 No	0.0026	0.26
	2020-21			Tour / Campus (DA)	Nandiniguda	250	1 No	0.02	5.00
	2020-21			Water purification plant at Boys Educational Complex (DA)	Nandiniguda	1	1 No	10.00	10.00
	2020-21			Beautification of Girls' Education Complex (DA)	Nandiniguda	1	1 Nos	4.87	4.87
	2020-21			Gyana Mandir					
	2020-21			Construction of Gyana Mandir	Barlubandha	1	1 No	7.00	7.00
	2020-21				Naringijhola	1	1 Nos	7.00	7.00
	2020-21				Jholaguda	1	1 Nos	7.00	7.00
	2020-21			Provision for supply of reading & writing materials	7 Villages	7	1 No	0.26	1.82
	2020-21				Sub Total				134.17
	2020-21		Health & Nutrition	Organisation of Health camp	All Villages	37	1 Nos	0.35	12.95
	2020-21			Supply of medicines, diet and reimbursement of medicines including Ayurvedic consultancy	All Villages	1	1 Nos	5.00	5.00
	2020-21			Maintenance of Ambulance	Nilapari	1	1 No	5.00	5.00
	2020-21			Mega Health Camps	Purunagumma	1	1 No	3.64	3.64
	2020-21			Remuneration of Ambulance Driver	All Villages	1	1 No	2.50	2.50
	2020-21			Organisation of Special T.B identification camp / eye camp.	All Villages	1	1 Nos	2.00	2.00
	2020-21			Transportation of serious, wounded patients for treatment	All Villages	1	1 Nos	5.00	5.00
	2020-21			Development of habitat clearing of village surrounding, drainage system, compost pit, improvement of street/ footpath (Bush cutting)	37 villages	37	1 Nos	0.50	18.50
	2020-21				Sub Total				54.59
	2020-21		Drinking water & Sanitation						
	2020-21					Sub Total			
	2020-21			Sub Total				188.76	
	2020-21								

2020-21	Infrastrature	Connectivity	Guardwall	Orapadar	1.5	1 No	4.50	6.75
2020-21			Water way	Karkaguda	1	1 No	2.00	2.00
2020-21			Culverts	Karkaguda	1	1 No	5.00	5.00
2020-21			Completion of Incomplete CC road	Karkaguda	2	100 mtr	5.00	10.00
2020-21			Metal Murum road	Karkaguda	1	1 No	8.00	8.00
2020-21			Metal Murum road	Orapadar	1	1 No	8.00	8.00
2020-21			Water way	Orapadar	1	1 No	2.00	2.00
2020-21			Culverts	Orapadar	1	1 No	5.00	5.00
2020-21			Guardwall	Tikarapada-B	3	100 mtr	4.50	13.50
2020-21			Completion of Incomplete CC road	Jholaguda	6	100 mtr	5.00	30.00
2020-21				Sub Total				90.25
2020-21		Housing	Repair of community center	15 Nos	15	1 No	2.00	30.00
2020-21			Repair of AWC Center in PVTG Area	7	7	1 No	1.50	10.50
2020-21				Sub Total				40.50
2020-21			Solar light (Street light)	Chilipadar	6	1 No	0.40	2.40
2020-21			House light	Chilipadar	70	1 No	0.05	3.50
2020-21			Solar light (Street light)	Naringijhola	6	1 No	0.40	2.40
2020-21			House light	Naringijhola	70	1 No	0.05	3.50
2020-21			Solar light (Street light)	Jholaguda	6	1 No	0.40	2.40
2020-21			House light	Jholaguda	50	1 No	0.05	2.50
2020-21			Solar light (Street light)	Tikarapada-B	6	1 No	0.40	2.40
2020-21			House light	Tikarapada-B	60	1 No	0.05	3.00
2020-21		Electrification	Solar light (Street light)	Karkaguda	1	1 No	0.30	0.30
2020-21			Solar light (Street light)	Orapadar	6	1 No	0.3	1.80
2020-21			Solar light (Street light)	Sanyasiguda	10	1 No	0.3	3.00
2020-21			Solar light (Street light)	Barlubandha	3	1 No	1	3.00
2020-21			House light	Barlubandha	41	1 No	0.05	2.05
2020-21					Sub Total			
			Sub Total					163.00
2020-21	Sustainable Livelihood	Irrigation	CC Drain	tabaru	4	1 No	5.00	20.00
2020-21			CC Drain	Dabuguda	3.5	1 No	5.00	17.50
2020-21			CC Drain	maribeda	2.5	1 No	2.00	5.00
2020-21			Construction of diverse work with field chanal at Jantri	55Mtrs	1	1 No	45.00	45.00

	2020-21			Repair of Irrigation channel at Oringi	Oringi	1	1 No	5.00	5.00
	2020-21			Construction of Drain at Oringi near Sewasram	oringi	3	1 No	5.00	15.00
	2020-21			Construction of field chennal at Totaguda	Totaguda	1	1 No	5.00	5.00
	2020-21			Construction of pipe irrigation at Naringjola	Naringijhola	2	1 No	7.00	14.00
	2020-21			Construction of Drain at Taberu	Taberu	2	1 No	5.00	10.00
	2020-21				Sub Total				136.50
	2020-21		Agriculture	Supply of Agricultural Equipments	Totaguda	7	1 No	0.10	0.70
	2020-21			Supply of Agricultural Equipments	Kodigandhi	2	1 No	0.10	0.20
	2020-21			Supply of Agricultural Equipments	Orapadar	10	1 No	0.10	1.00
	2020-21			Supply of Agricultural Equipments	Bamring	8	1 No	0.10	0.80
	2020-21			Pair of Bullock	Disariguda	12	1 No	0.30	3.60
	2020-21			Pair of Bullock	Kaning	10	1 No	0.30	3.00
	2020-21			Pair of Bullock	Orapadar	20	1 No	0.30	6.00
	2020-21			Pair of Bullock	Orapdar	13	1 No	0.30	3.90
	2020-21			Pair of Bullock	Totaguda	7	1 No	0.30	2.10
	2020-21			Pair of Bullock	Bamring	17	1 No	0.30	5.10
	2020-21				Sub Total				26.40
	2020-21		Horticulture	Mango plantation/Cashew plantation	All Villages of Didayi	20	1 No	0.20	4.00
	2020-21			Maintenance of 3rd year crop Mango,Cahew,and others	All Villages of Didayi	20	1 No	0.75	15.00
	2020-21			Wadi Programme for and supply of power sprayer	All Villages of Didayi	250	1 No	0.14	35.00
	2020-21			Supply of Fertiliser	All Villages of Didayi	250	1 No	0.15	37.50
	2020-21			Massive cultivation of ginger ,Turmaric,Yam,Mango,Banana farming	All Villages of Didayi	200	1 No	0.20	40.00
	2020-21			Farmers training and field visit of other state	All Villages of Didayi	120	1 No	0.20	24.00
	2020-21				Sub Total				155.50
	2020-21			Animal Health Camp	Whole DDA Area	7	1 No	0.10	0.70
	2020-21			Poultry	Bamring	11	1 No	0.65	7.15
	2020-21			Supply of Net & Boat	Orapadar	10	1 No	0.40	4.00

	2020-21		Animal Husbandry	Supply of Net & Boat	Kaning	10	1 No	0.40	4.00
	2020-21			Supply of Net & Boat	Totaguda	7	1 No	0.40	2.80
	2020-21			Goatery	Totaguda	9	1 No	0.02	0.18
	2020-21			Goatery	Disariguda	9	1 No	0.02	0.18
	2020-21			Supply of Net & Boat	Disariguda	6	1 No	0.40	2.40
	2020-21			Supply of Net & Boat	Kodigandhi	5	1 No	0.40	2.00
	2020-21			Sub Total					23.41
	2020-21		SHG Development	Micro Credit support to SHGs raw material assistance, marketing assistance	All Villages	20	1 No	0.30	6.00
	2020-21			Credit linkges to SHGs/ Subsidy to SHGs	3 SHGs	4	1 No	1.25	5.00
	2020-21			Training of SHGs on different aspects like value addition packaging, branding and marketing of products	15 SHGs	3	1 No	0.40	1.20
	2020-21			Sub Total					12.20
	2020-21		Land Development	Ghat Cutting	Disariguda	3	1 No	3.00	9.00
	2020-21			Land Developoment	Orapadar	50	1 No	0.10	5.00
	2020-21			Ghat cutting	Dabuguda	2.05	1 No	3.00	6.15
	2020-21			Ghat cutting	Arlingpada	2	1 No	3.00	6.00
	2020-21			Ghat cutting	Tabaru	2	1 No	3.00	6.00
	2020-21			Ghat cutting	Maribeda	2	1 No	3.00	6.00
	2020-21			Sub Total					38.15
	2020-21		Market Link	Construction of New Market Pindi at Jantri	Jantri	2	1 No	4	8.00
	2020-21			Sub Total					8.00
	2020-21		Social Security	Renewal of JBY	DDA Area	500	1 No	0.01	2.50
	2020-21			Health Insurance	DDA Area	1000	1 No	0.01	10.00
	2020-21			Natural calamity	DDA Area	1	1 No	6.00	6.00
	2020-21			Sub Total					18.50
			Sub Total						418.66
	2020-21		Capacity Building & Skill Training	Selection of youth for training under Mobile Repairing,Tailoring,Broom Making	Reputed ITI Training Center	100	1 No	0.16	16.00

	2020-21				Sub Total				16.00
	2020-21	Conservation of Culture	Conservation of Culture	Maintenance and Management of Museum	Kudumuluguma	1	1 No	6.00	6.00
	2020-21			Assistance for cultural activities	37 Villages	32	1 No	0.10	3.20
	2020-21			Conversion of MPSC as information Centre	37 Villages	32	1 No	0.10	3.20
	2020-21			Awareness Camp	37 Villages	32	1 No	0.10	3.20
	2020-21			Exchange visit to out of State	37 Villages	1	1 No	4.00	4.00
	2020-21			•Development of primers in local language	37 Villages	1	1 No	3.50	3.50
	2020-21			Construction of Cultural Mandap	Orapadar	1	1 No	2.70	2.70
	2020-21			Construction of village entrance gates in ethnic style	2 villages	2	2 Nos	2.50	5.00
	2020-21			Organisation of Workshop	37 Villages	1	1 No	2.00	2.00
	2020-21			Provision of Village Cultural Mandap	2 villages	2	1 No	3.00	6.00
	2020-21			Sponsoring of cultural troupes for participation at District / State/ National programme	37 Villages	1	1 No	10.00	10.00
	2020-21			Exposure visit to other Micro Project area	37 Villages	1	1 No	2.00	2.00
	2020-21			Function (Project level)	All PVTG Villages	1	1 No	5.00	5.00
	2020-21			Development of Tourism Site	All PVTG Villages	1	1 No	5.00	5.00
	2020-21			Exhibition at State & district level	All PVTG Villages	1	1 No	2.00	2.00
	2020-21				Sub Total				62.80
	2020-21		Project Management						
	2020-21	Project Management		Monitoring & Evaluation expenses	Kudumuluguma	1	1 No	5.00	6.82
	2020-21			Remuneration of MPWs (D.A)	All Gyan Mandirs	7	1 No	0.12	0.84
	2020-21				Sub Total				7.66
	2020-21			Grand Total					856.88

ty

No. of PVTG Beneficiaries (Male and Female separately where feasible)			Implementing Agency (State Govt./UT Admn./NGO)	Funding Source
Male	Female	Total		
XI	XII	XIII	XIV	XV
250		250	DDA	CCD
250		250	DDA	CCD
250		250	DDA	CCD
	250	250	DDA	CCD
	250	250	DDA	CCD
	250	250	DDA	CCD
	250	250	DDA	CCD
	250	250	DDA	CCD
		11	DDA	CCD
		1	DDA	CCD
		2	DDA	CCD
		1	DDA	CCD
		2	DDA	CCD
		5	DDA	CCD
	250	250	DDA	CCD
	250	250	DDA	CCD
	250	250	DDA	CCD

	100	100	DDA	CCD
90	110	200	DDA	CCD
250	250	500	DDA	CCD
	250	200	DDA	CCD
	250	269	DDA	CCD
3663	3987	7650	DDA	CCD
		37 Villages	DDA	CCD
		1828	DDA	CCD
		1828	DDA	CCD
		513	DDA	CCD
		134	DDA	CCD
		131	DDA	CCD
		618	DDA	CCD
		248	DDA	CCD
		521	DDA	CCD
		701	DDA	CCD
		164	DDA	CCD
		150	DDA /OREDA	CCD
		615	DDA /OREDA	CCD
		131	DDA /OREDA	CCD

		134	DDA /OREDA	CCD
		201	DDA /OREDA	CCD
		513	DDA /OREDA	CCD
		109	DDA /OREDA	CCD
		521	DDA /OREDA	CCD
		324	DDA /OREDA	CCD
		229	DDA	CCD
		450	DDA	CCD
		146	DDA	CCD
		247	DDA	CCD
		215	DDA	CCD
		132	DDA	CCD
		131	DDA	CCD
		201	DDA	CCD
		201	DDA	CCD
		201	DDA	CCD
		615	DDA	CCD
		135	DDA	CCD
		521	DDA	CCD
		201	DDA	CCD
		118	DDA	CCD
		25 Villages	DDA	CCD
		10	DDA	CCD
		All 37 villages	DDA	CCD
		10	DDA	CCD

		35	DDA & DDH	CCD
		37	DDA & DDH	CCD
		192	CDVO	CCD
		13	DDA	CCD
		8	DDA	CCD
		10	DDA	CCD
		130	CDVO	CCD
		460	DDA	CCD
		All SHGs	DDA & All Line Deptts.	CCD
		50	DDA	CCD
		50	DDA	CCD
		50	DDA	CCD
		50	DDA	CCD
		50	DDA	CCD
		50	DDA	CCD
		50	DDA	CCD
		1819	DDA	CCD
		10	DDA	CCD
		5	DDA	CCD

		10	DDA	CCD
		5	DDA	CCD
		10	DDA	CCD
		10	DDA	CCD
		6	DDA	CCD
111	118	229	DDA	CCD
111	118	229	DDA	CCD
		All 37 villages	DDA	CCD
		All 37 villages	DDA	CCD
		All 37 villages	DDA	CCD
		All 37 Villages	DDA	CCD
7		7	DDA	CCD
250		250	DDA	CCD
250		250	DDA	CCD
250		250	DDA	CCD
250		250	DDA	CCD
250		250	DDA	CCD
		8	DDA	CCD
		1	DDA	CCD
		5	DDA	CCD
		2	DDA	CCD
		2	DDA	CCD

		1	DDA	CCD
		250	DDA	CCD
		250	DDA	CCD
		250	DDA	CCD
		250	DDA	CCD
		250	DDA	CCD
		250	DDA	CCD
		250	DDA	CCD
		250	DDA	CCD
250		250	DDA	CCD
200		250	DDA	CCD
200		250	DDA	CCD
		250	DDA	CCD
		250	DDA	CCD
		250	DDA	CCD
		150	DDA	CCD
		100	DDA	CCD
		250	DDA	CCD
		250	DDA	CCD
		1	DDA	CCD
		1	DDA	CCD
		1	DDA	CCD
		2	DDA	CCD
		2	DDA	CCD
		5	DDA	CCD

		250	DDA	CCD
		250	DDA	CCD
		250	DDA	CCD
		150	DDA	CCD
		100	DDA	CCD
		250	DDA	CCD
367		914	DDA	CCD
		150	DDA	CCD
		All Villagers	DDA	CCD
		All Villagers	DDA	CCD
		All Villagers	H & FW & DDA	CCD
		All Villagers	H & FW & DDA	CCD
		Whole DDA Area	H & FW & DDA	CCD
		All Villagers	H & FW & DDA	CCD
		All Villagers	H & FW & DDA	CCD
		1819	H & FW & DDA	CCD
		100	H & FW & DDA	CCD

		37 Villages	H & FW & DDA	CCD
		95	DDA	CCD
		95	DDA	CCD
		102	DDA	CCD
		102	DDA	CCD
		102	DDA	CCD
		56	DDA	CCD
		56	DDA	CCD
		56	DDA	CCD
		236	DDA	CCD
		30	DDA	CCD
		236	OREDA/DDA	CCD
		10	OREDA/DDA	CCD
		240	OREDA/DDA	CCD
		10	OREDA/DDA	CCD
		88	OREDA/DDA	CCD
		5	OREDA/DDA	CCD
		80	OREDA/DDA	CCD
		5	OREDA/DDA	CCD
		56	OREDA/DDA	CCD
		5	OREDA/DDA	CCD
		102	OREDA/DDA	CCD
		10	OREDA/DDA	CCD
		313	OREDA/DDA	CCD
		75	OREDA/DDA	CCD
		95	OREDA/DDA	CCD
		10	OREDA/DDA	CCD

		615	DDA	CCD
		134	DDA	CCD
		513	DDA	CCD
		146	DDA	CCD
		157	DDA	CCD
		120	DDA	CCD
		48	DDA	CCD
		215	DDA	CCD
		214	DDA	CCD
		148	DDA	CCD
		215	DDA	CCD
		251	DDA	CCD
		482	DDA	CCD
		215	DDA	CCD
		158	DDA	CCD
		307	DDA	CCD
		80	DDA	CCD
		194	DDA	CCD
		375	DDA	CCD
		60	DDA	CCD
		All villagers	DDA	CCD
		All villagers	DDA	CCD
		All villagers	DDA	CCD

		7	DDA	CCD
		9	DDA	CCD
		38	DDA	CCD
		600	DDa	CCD
		15	DDA	CCD
		8	DDA	CCD
		50	DDA	CCD
		48	DDA	CCD
		256	DDA	CCD
			DDA	CCD
			DDA	CCD
			DDA	CCD
		100	DDA	CCD
		1870	DDA	CCD
		4	DDA	CCD
		All 37 Villages	DDA	CCD
3663	3987	All 37 Villages	DDA	CCD
3663	3987	All 37 Villages	DDA	CCD

		All 37 Villages	DDA	CCD
		All 37 Villages	DDA	CCD
		All 37 Villages	DDA	CCD
		All 37 Villages	DDA	CCD
		All 37 Villages	DDA	CCD
		All 37 Villages	DDA	CCD
		All 37 Villages	DDA	CCD
		All 37 Villages	DDA	CCD
		7	DDA	CCD
250		250	DDA	CCD
250		250	DDA	CCD
250		250	DDA	CCD
250		250	DDA	CCD
250		250	DDA	CCD
250		250	DDA	CCD
		8	DDA	CCD
		1	DDA	CCD
		5	DDA	CCD
		2	DDA	CCD
		2	DDA	CCD
		1	DDA	CCD
		250	DDA	CCD

		250	DDA	CCD
		250	DDA	CCD
		250	DDA	CCD
		250	DDA	CCD
		250	DDA	CCD
		250	DDA	CCD
		250	DDA	CCD
250		250	DDA	CCD
	250	250	DDA	CCD
	250	250	DDA	CCD
	250	250	DDA	CCD
	150	250	DDA	CCD
	100	250	DDA	CCD
	250	250	DDA	CCD
	250	250	DDA	CCD
		11	DDA	CCD
		1	DDA	CCD
		1	DDA	CCD
		2	DDA	CCD
		2	DDA	CCD
		5	DDA	CCD
	250	250	DDA	CCD
	250	250	DDA	CCD
	250	250	DDA	CCD
	150	250	DDA	CCD
	100	250	DDA	CCD
	250	250	DDA	CCD

	250	250	DDA	CCD
24	26	50	DDA	CCD
21	29	50	DDA	CCD
		50	DDA	CCD
		All Villagers	H & FW & DDA	CCD
		All Villagers	H & FW & DDA	CCD
		All Villagers	H & FW & DDA	CCD
		All Villagers	H & FW & DDA	CCD
		All Villagers	H & FW & DDA	CCD
		All Villagers	DDA	CCD
		All Villagers	Micro Project	CCD
		93	DDA	CCD
		615	DDA	CCD
		615	DDA	CCD
		615	DDA	CCD
		615	DDA	CCD
		615	DDA	CCD
		408	DDA	CCD
		408	DDA	CCD
		408	DDA	CCD

		181	DDA	CCD
		181	DDA	CCD
		181	DDA	CCD
		247	DDA	CCD
356		6 Villages	DDA	CCD
		192	OREDA & DDA	CCD
		701	OREDA & DDA	CCD
		247	OREDA & DDA	CCD
		181	OREDA & DDA	CCD
		408	OREDA & DDA	CCD
		615	OREDA & DDA	CCD
		93	OREDA & DDA	CCD
		20	OREDA & DDA	CCD
		20	OREDA & DDA	CCD
		20	OREDA & DDA	CCD
		20	OREDA & DDA	CCD
		20	OREDA & DDA	CCD
		20	OREDA & DDA	CCD
		20	OREDA & DDA	CCD
		31	DDA	CCD
		10	DDA	CCD
		20	DDA	CCD

		109	DDA	CCD
		88	DDA	CCD
		88	DDA	CCD
		240	DDA	CCD
		615	DDA	CCD
		31	DDA	CCD
		10	DDA	CCD
		20	DDA	CCD
		109	DDA	CCD
		88	DDA	CCD
		23	DDA	CCD
		19	DDA	CCD
		9	DDA	CCD
		5	DDA	CCD
		4	DDA	CCD
		3	DDA	CCD
		10	DDA	CCD
		1	DDA	CCD
		16	DDA	CCD
		8	DDA	CCD
		13	DDA	CCD
		24	DDA	CCD
		10	DDA	CCD
		20	DDA	CCD
		20	DDA	CCD
		All Villagers	DDA	CCD

		All Villagers	DDA	CCD
		20	DDA	CCD
		8 Villagers	DDA	CCD
		8	DDA	CCD
		31	DDA	CCD
		9	DDA	CCD
		40	DDA	CCD
		All Didayi Villages	DDA	CCD
		70	DDA	CCD
		35	DDA	CCD
		44	DDA	CCD
		220	DDA	CCD
		All Villagers	DDA	CCD
		400	DDA	CCD
		1321	DDA	CCD
		Selected Villagers	DDA	CCD
111	118	229	DDA	CCD

111	118	229	DDA	CCD
259	162	521	DDA	CCD
		37 Villages	DDA	CCD
		37 Villages	DDA	CCD
		37 Villages	DDA	CCD
		37 Villages	DDA	CCD
		37 Villages	DDA	CCD
		37 Villages	DDA	CCD
		37 Villages	DDA	CCD
		37 Villages	DDA	CCD
		37 Villages	DDA	CCD
		37 Villages	DDA	CCD
		37 Villages	DDA	CCD
		All 37 Villages	DDA	CCD
		7	DDA	CCD
250		250	DDA	CCD
250		250	DDA	CCD
250		250	DDA	CCD
250		250	DDA	CCD
250		250	DDA	CCD
250		250	DDA	CCD
250		250	DDA	CCD

	250	250	DDA	CCD
	150	150	DDA	CCD
	100	100	DDA	CCD
	250	250	DDA	CCD
		50	DDA	CCD
		50	DDA	CCD
		All Villagers	H & FW & DDA	CCD
		All Villagers	H & FW & DDA	CCD
		All Villagers	H & FW & DDA	CCD
		Whole BDA area	H & FW & DDA	CCD
		All Villagers	H & FW & DDA	CCD
		All Villagers	DDA	CCD
		All Villagers	H & FW & DDA	CCD
		All Villagers	H & FW & DDA	CCD
		All Villagers	DDA	CCD
		All Villages	Micro Project	CCD
		88	DDA	CCD
		88	DDA	CCD
		194	DDA	CCD
		194	DDA	CCD

		194	DDA	CCD
		194	DDA	CCD
		31	DDA	CCD
		31	DDA	CCD
		31	DDA	CCD
		31	DDA	CCD
		307	DDA	CCD
		10	DDA	CCD
		31	DDA	CCD
		50	DDA	CCD
		146	DDA	CCD
		10	DDA	CCD
		146	DDA	CCD
		6	DDA	CCD
		146	DDA	CCD
		41	DDA	CCD
		229	DDA	CCD
		2	DDA	CCD
		31	DDA	CCD
		194	DDA	CCD
		307	DDA	CCD
		88	DDA	CCD
		56	DDA	CCD
		12	DDA	CCD
		DDA Villages	DDA	CCD
		93	DDA	CCD
		102	DDA	CCD

		2	DDA	CCD
		4	DDA	CCD
		4	DDA	CCD
		28	DDA	CCD
		39	DDA	CCD
		2	DDA	CCD
		4	DDA	CCD
		4	DDA	CCD
		28	DDA	CCD
		39	DDA	CCD
		12	DDA	CCD
		8	DDA	CCD
		21	DDA	CCD
		2	DDA	CCD
		28	DDA	CCD
		11	DDA	CCD
		All Didayi Villages	DDA	CCD
		All Didayi Villages	DDA	CCD
		All Didayi Villages	DDA	CCD
111	118	229	DDA	CCD
		All Didayi Villages	DDA	CCD
			DDA	CCD
		17	DDA	CCD
		4	DDA	CCD
		6	DDA	CCD
		4	DDA	CCD
		9	DDA	CCD
		2	DDA	CCD
		4	DDA	CCD
		25	DDA	CCD
		9	DDA	CCD
		10	DDA	CCD

		All Didayi Villages	DDA	CCD
		All Didayi Villages	DDA	CCD
		183	DDA	CCD
		198	DDA	CCD
		375	DDA	CCD
		31	DDA	CCD
		10	DDA	CCD
		20	DDA	CCD
		20	DDA	CCD
		109	DDA	CCD
		31	DDA	CCD
		375	DDA	CCD
		500	DDA	CCD
		1821	DDA	CCD
		All PVTG Area	DDA	CCD
		All Didayi Villages	DDA	CCD
		All Didayi Villages	DDA	CCD
		All Didayi Villages	DDA	CCD

		All Didayi Villages	DDA	CCD
		All Didayi Villages	DDA	CCD
		All Didayi Villages	DDA	CCD
		109	DDA	CCD
		All Didayi Villages	DDA	CCD
		All Didayi Villages	DDA	CCD
		All Didayi Villages	DDA	CCD
		All Didayi Villages	DDA	CCD
		All 37 Villages	DDA	CCD
		7	DDA	CCD
250		250	DDA	CCD
250		250	DDA	CCD
250		250	DDA	CCD
250		250	DDA	CCD
250		250	DDA	CCD
250		250	DDA	CCD
		8	DDA	CCD
		1	DDA	CCD
		5	DDA	CCD
		2	DDA	CCD
		2	DDA	CCD
		1	DDA	CCD

250		250	DDA	CCD
250		250	DDA	CCD
250		250	DDA	CCD
250		250	DDA	CCD
250		250	DDA	CCD
250		250	DDA	CCD
250		250	DDA	CCD
250		250	DDA	CCD
250		250	DDA	CCD
	250	250	DDA	CCD
	250	250	DDA	CCD
	250	250	DDA	CCD
	150	150	DDA	CCD
	100	100	DDA	CCD
	250	250	DDA	CCD
	250	250	DDA	CCD
		11	DDA	CCD
		1	DDA	CCD
		1	DDA	CCD
		2	DDA	CCD
		2	DDA	CCD
		5	DDA	CCD
	250	250	DDA	CCD

	250	250	DDA	CCD
	250	250	DDA	CCD
	150	150	DDA	CCD
	100	100	DDA	CCD
	250	250	DDA	CCD
250		250	DDA	CCD
		250	DDA	CCD
	50	50	DDA	CCD
	50	50	DDA	CCD
	50	50	DD α	CCD
400		50	DDA	CCD
		All Villagers	H & FW & DDA	CCD
		All Villagers	H & FW & DDA	CCD
		All Villagers	H & FW & DDA	CCD
		All Villagers	H & FW & DDA	CCD
		All Villagers	H & FW & DDA	CCD
		Whole DDA Area	H & FW & DDA	CCD
		All Villagers	H & FW & DDA	CCD
		All Villagers	DDA	CCD

		118	DDA	CCD
		118	DDA	CCD
		118	DDA	CCD
		170	DDA	CCD
		170	DDA	CCD
		170	DDA	CCD
		170	DDA	CCD
		170	DDA	CCD
		170	DDA	CCD
		513	DDA	CCD
		15	DDA	CCD
		7	DDA	CCD
		146	DDA	CCD
		6	DDA	CCD
		198	DDA	CCD
		10	DDA	CCD
		513	DDA	CCD
		10	DDA	CCD
		183	DDA	CCD
		10	DDA	CCD
		170	DDA	CCD
		375	DDA	CCD
		20	DDA	CCD
		118	DDA	CCD
		41	DDA	CCD
		236	DDA	CCD
		150	DDA	CCD
		95	DDA	CCD
		350	DDA	CCD

		285	DDA	CCD
		350	DDA	CCD
		220	DDA	CCD
		198	DDA	CCD
		236	DDA	CCD
		7	DDA	CCD
		2	DDA	CCD
		12	DDA	CCD
		10	DDA	CCD
		14	DDA	CCD
		23	DDA	CCD
		17	DDA	CCD
		12	DDA	CCD
		7	DDA	CCD
		17	DDA	CCD
		20	DDA	CCD
		20	DDA	CCD
		250	DDA	CCD
		250	DDA	CCD
		200	DDA	CCD
		120	DDA	CCD
		People of 7 Villages	DDA	CCD
		11	DDA	CCD
		10	DDA	CCD

		10	DDA	CCD
		7	DDA	CCD
		9	DDA	CCD
		9	DDA	CCD
		6	DDA	CCD
		5	DDA	CCD
		300	DDA	CCD
		35	DDA	CCD
		200	DDA	CCD
		88	DDA	CCD
		375	DDA	CCD
		150	DDA	CCD
		56	DDA	CCD
		93	DDA	CCD
		95	DDA	CCD
43	45	88	DDA	CCD
		All Villagers of DDA	DDA	CCD
		All Villagers of DDA	DDA	CCD
		All Villagers of DDA	DDA	CCD
		All Villagers of DDA	DDA	CCD

		All DDA Villagers	DDA	CCD
		37 Villages	DDA	CCD
		37 Villages	DDA	CCD
		37 Villages	DDA	CCD
		37 Villages	DDA	CCD
		37 Villages	DDA	CCD
		250	DDA	CCD
		37 Villages	DDA	CCD
		37 Villages	DDA	CCD
		37 Villages	DDA	CCD
		37 Villages	DDA	CCD
		37 Villages	DDA	CCD
		All PVTG Villages	DDA	CCD
		All PVTG Villages	DDA	CCD
		All PVTG Villages	DDA	CCD
		All 37 Villages	DDA	CCD
7		7	DDA	CCD

PVTG-wise Annual Development Plan for the Five Year Plan

(Based on Priorities indicated in Part-VI)

(A) Year-2016-17

(DIDAYI DEVELOPMENT AGENCY, KUDUMULUGUMMA, MALKANGIRI DISTRICT, ODISHA)

Year	Sector / Sub-Sector	Annual Works Proposed (along with rates)	Name of Village/Hamlet whether the proposed works is to be undertaken	Quantity (where applicable eg. Housing roads etc.)	Unit	Rate per Unit	Financial Target (Rs. In Lakhs)	No. of PVTG Beneficiaries (Male and Female separately where feasible)		
								Male	Female	Total
1	2	3	4	5	6	7	8	9	10	11
2016-17	Social Sector									
2016-17		<u>Boys' Education Complex.</u>								
2016-17		Maintenance Allowance including mess charges	Muduliguda	250	1 No	0.08	20.00	250		250
2016-17		Provision of three pairs of dress in Boys' Edu. Complex	Muduliguda	250	1 No	0.009	2.25	250		250
2016-17		Cash stipend for availing tuition / coaching per primary students	Muduliguda	250	1 No	0.012	3.00	250		250
2016-17		Course Book, stationaries and other educational matters	Muduliguda	250	1 No	0.006	1.50	250		250
2016-17		Exam Fees	Muduliguda	250	1 No	0.0005	0.13	250		250
2016-17		Honorarium for full time teacher	Muduliguda	8	1 No	0.912	7.30			8
2016-17		Honorarium for Accountant	Muduliguda	1	1 No	0.84	0.84			1
2016-17		Honorarium for Cooks	Muduliguda	5	1 No	0.6936	3.47			5
2016-17		Honorarium for Watchmen	Muduliguda	2	1 No	0.6936	1.39			2
2016-17		Honorarium for Sweeper	Muduliguda	2	1 No	0.6936	1.39			2
2016-17		Honorarium for Peon	Muduliguda	1	1 No	0.6936	0.69			1
2016-17		Vocational/Skill development Training	Muduliguda	250	1 No	0.004	1.00			250
2016-17		Electricity and Water Charges	Muduliguda	1	1 No	1.2000	1.20			250
2016-17		Medical Care/ Contingency	Muduliguda	250	1 No	0.0075	1.88			250
2016-17		Health Care (Hospitalization, visit of Doctors,annual health check up etc)	Muduliguda	250	1 No	0.005	1.25			250
2016-17		Miscellaneous including Toiletries	Muduliguda	250	1 No	0.006	1.50			250
2016-17		PTA/ Sports Function/ Cultural function	Muduliguda	250	1 No	0.0015	0.38			250

Year	Sector / Sub-Sector	Annual Works Proposed (along with rates)	Name of Village/Hamlet whether the proposed works is to be undertaken	Quantity (where applicable eg. Housing roads etc.)	Unit	Rate per Unit	Financial Target (Rs. In Lakhs)	No. of PVTG Beneficiaries (Male and Female separately where feasible)			
								Male	Female	Total	
2016-17	Education	Tour/ Campus	Muduliguda	250	1 No	0.02	5.00			250	
2016-17		Incentives to each Boy student to meet their day to day requirement	Muduliguda	250	1 No	0.012	3.00			250	
2016-17	Education	Construction of Common room	Muduliguda	1	1 No	5.00	5.00	250		250	
2016-17		Construction of Teachers Quarter	Muduliguda	2	1 No	12.50	25.00	250		250	
2016-17		Construction of Class room	Muduliguda	2	1 No	10.00	20.00	250		250	
2016-17		Construction of Hostel Building for Boys Educational Complex	Muduliguda	1	1 No	100.00	100.00	150		250	
2016-17		Construction of Office building (Boys Education Complex,)	Muduliguda	1	1 No	10.00	10.00	250		250	
2016-17		Instalation of Deep Borwell with over head tank in Boys	Muduliguda	1	1 No	10.00	10.00	250		250	
2016-17		Cash stipend for availing tution / coaching per primary students	Muduliguda	250	1 No	0.012	3.00	200		250	
2016-17		Supply of reading witting, games and sports materials Boys Educaton Complex	Muduliguda	250	1 No	0.006	1.50	200		250	
2016-17				Sub Total				231.65			
2016-17				Boys' Education Complex (CCD)				66.65			
2016-17		<u>Girls' Education Complex</u>									
2016-17		Building repair & maintenance of Girls' Education Complex (DA)	Nandiniguda	1	1 No	1.64	1.64			250	
2016-17		Building repair & maintenance of Girls' Education Complex	Nandiniguda	1	1 No	0.36	0.36			250	
2016-17		Maintenance Allowance including mess charges (DA)	Nandiniguda	250	1 No	0.010	2.50			250	
2016-17		Maintenance Allowance including mess charges	Nandiniguda	250	1 No	0.075	18.75			250	

Year	Sector / Sub-Sector	Annual Works Proposed (along with rates)	Name of Village/Hamlet whether the proposed works is to be undertaken	Quantity (where applicable eg. Housing roads etc.)	Unit	Rate per Unit	Financial Target (Rs. In Lakhs)	No. of PVTG Beneficiaries (Male and Female separately where feasible)		
								Male	Female	Total
2016-17	Education	Provision of three pairs of dress to about 250 students Girls Edu. Complex (DA)	Nandiniguda	250	3 No	0.003	0.75			250
2016-17		Provision of three pairs of dress to about 250 students Girls Edu. Complex	Nandiniguda	250	3 No	0.009	2.25			250
2016-17		Cash stipend for availing tuition / coaching per primary students (DA)	Nandiniguda	150	1 No	0.010	1.50			150
2016-17		Cash stipend for availing tuition / coaching per Upper primary students (DA)	Nandiniguda	100	1 No	0.020	2.00			100
2016-17		Supply of reading writing, games and sports materials Girls Educational Complex	Nandiniguda	250	1 No	0.006	1.50			250
2016-17		Supply of reading writing, games and sports materials Girls Educational Complex (DA)	Nandiniguda	250	1 No	0.006	1.50			250
2016-17		Examination fees (DA)	Nandiniguda	250	1 No	0.0005	0.13			250
2016-17		Examination fees	Nandiniguda	250	1 No	0.0005	0.13			250
2016-17		Honorarium for full time teacher (DA)	Nandiniguda	11	1 No	0.312	3.43			1
2016-17		Honorarium for full time teacher	Nandiniguda	11	1 No	0.60	6.60			11
2016-17		Honorarium for Accountant (DA)	Nandiniguda	1	1 No	0.42	0.42			1
2016-17		Honorarium for Accountant	Nandiniguda	1	1 No	0.42	0.42			1
2016-17		Honorarium for Watchmen (DA)	Nandiniguda	1	1 No	0.5376	0.54			1
2016-17		Honorarium for Watchmen	Nandiniguda	1	1 No	0.156	0.16			1
2016-17		Honorarium for Sweeper(DA)	Nandiniguda	2	1 No	0.5376	1.08			2
2016-17		Honorarium for Sweeper	Nandiniguda	2	1 No	0.156	0.31			2
2016-17		Honorarium for Peon (DA)	Nandiniguda	2	1 No	0.5136	1.03			2
2016-17		Honorarium for Peon	Nandiniguda	2	1 No	0.18	0.36			2
2016-17		Honorarium for Cooks (DA)	Nandiniguda	5	1 No	0.5136	2.57			5
2016-17		Honorarium for Cooks	Nandiniguda	5	1 No	0.180	0.90			5
2016-17		Vocational / Skill Development Training	Nandiniguda	250	1 No	0.004	1.00			250
2016-17		Electricity and Water charges	Nandiniguda	1	1 No	0.60	0.60			250
2016-17		Electricity and Water charges(DA)	Nandiniguda	1	1 No	1.20	1.20			250

Year	Sector / Sub-Sector	Annual Works Proposed (along with rates)	Name of Village/Hamlet whether the proposed works is to be undertaken	Quantity (where applicable eg. Housing roads etc.)	Unit	Rate per Unit	Financial Target (Rs. In Lakhs)	No. of PVTG Beneficiaries (Male and Female separately where feasible)		
								Male	Female	Total
2016-17	Education	Medical Care/ Contingency(DA)	Nandiniguda	1	1 No	0.90	0.90			250
2016-17		Medical Care/ Contingency	Nandiniguda	1	1 No	1.875	1.88			250
2016-17		Health care (Hospitalization, visit of doctors, annual health check up etc)(DA)	Nandiniguda	1	1 No	0.60	0.60			250
2016-17		Health care (Hospitalization, visit of doctors, annual health check up etc)	Nandiniguda	1	1 No	1.25	1.25			250
2016-17		Miscellaneous including toiletries etc (DA)	Nandiniguda	150	1 No	0.002	0.30			150
2016-17		Miscellaneous including toiletries etc	Nandiniguda	100	1 No	0.0026	0.26			100
2016-17		PTA/ Sports Function/ Cultural function	Nandiniguda	250	1 No	0.0015	0.38			250
2016-17		Tour / Campus (DA)	Nandiniguda	250	1 No	0.02	5.00			250
2016-17		Incentives to each girl student to meet their day to day requirement	Nandiniguda	250	1 No	0.012	3.00			250
2016-17		Provision of Health & Education	Nandiniguda	1	1 No	1.850	1.85			250
2016-17		Sanitation Facility and incineration (Girls Education Comolex having 250 students)	Nandiniguda	250	1 No	0.010	2.50			250
2016-17		Provision for Annual Sports(DA)	2 High schools(Boy & Girl), 1 Education Complex (Girls)	1	1 No	0.26	0.26	367		914
2016-17				Sub Total				71.78		
2016-17			Girls' Education Complex(CCD)				27.60			
2016-17	Education	Gyana Mandir								
2016-17		Construction of Gyan Mandir	Maribeda	1	1 No	7.50	7.50			50
2016-17		Construction of Gyan Mandir	Angurguda	1	1 No	7.50	7.50			50
		Construction of Gyan Mandir	Jholaguda	1	1No	7.50	7.50			50
2016-17		Construction of Gyan Mandir	Gongapoda	1	1 No	7.50	7.50			50
2016-17		Course Book, stationaries and other educational matters	All Gyan Mandirs	3	1 No	0.34	1.02			150
2016-17			Sub Total				31.02			

Year	Sector / Sub-Sector	Annual Works Proposed (along with rates)	Name of Village/Hamlet whether the proposed works is to be undertaken	Quantity (where applicable eg. Housing roads etc.)	Unit	Rate per Unit	Financial Target (Rs. In Lakhs)	No. of PVTG Beneficiaries (Male and Female separately where feasible)		
								Male	Female	Total
2016-17			Gyan Mandir (CCD)				8.52			
2016-17			Education Sub Total				334.45			
2016-17			Education(CCD)				102.76			
2016-17	Health & Nutrition	Supply of medicines diet and reimbrusment of medicines(including) Ayurvedic consultancy	All Villages	37	1 No	0.250	9.25			All Villagers
2016-17		Development of habitat clearing of village sourrounding, drainage system, compost pit, improvement of street/ footpath (Bush cutting)	18 Villages	18	1 No	0.500	9.00			All Villagers
2016-17		Maintanance of Ambulance	Nilapari	1	1 No	2.000	2.00			All Villagers
2016-17		Remuneration of Ambulance Driver	All Villages	1	1 No	2.000	2.00			All Villagers
2016-17		Organisation of Special T.B identification camp / eye camp.	All villages	1	1 No	1.000	1.00			Whole DDA Area
2016-17		Organisation of Health camp	All Villages	37	1 No	0.200	7.40			All Villagers
2016-17		Transportation of serious wounded ill suffered patients for treatment	All Villages	1	1 No	4.000	4.00			All Villagers
2016-17		DDT spray to all households	All households		1 No		0.00			1819
2016-17		First-Aid training to traditinal Medicines man, lady Labour Attendant (LLA) to educated Bonda youth and MPW and supply of kits and boxes with first-aid medicines including girls and audults)	All villages	1	1 No	4.000	4.00			100
2016-17		Yearly Sickle Cell Screening of all children (0-14Years)	37 Villages	400	1 No	0.001	0.40			37 Villages

Year	Sector / Sub-Sector	Annual Works Proposed (along with rates)	Name of Village/Hamlet whether the proposed works is to be undertaken	Quantity (where applicable eg. Housing roads etc.)	Unit	Rate per Unit	Financial Target (Rs. In Lakhs)	No. of PVTG Beneficiaries (Male and Female separately where feasible)		
								Male	Female	Total
2016-17	Health & Nutrition	Mapping of Health, Nutrition & Social infrastructure in Micro Project Areas	37 Villages			LS	1.25			37 Villages
2016-17		State Level Refresher of Key Micro Project Officials on community mobilization and immunization(2 days)	37 Villages	6	6	0.03	0.18			37 Villages
2016-17		Project Level Refresher of Key Micro Project Officials oncommunity mobilization and immunization(2days)	37 Villages	20	20	0.007	0.14			37 Villages
2016-17		Monthly Review of Micro Projects by the Collector	37 Villages	12	12	0.005	0.06			37 Villages
2016-17		Reprinting of Sickle Cell School Health Card	37 Villages	500	500	0.0005	0.25			37 Villages
2016-17		Half yearly third party monitoring of Programme Indicators , Sharing of findings and action plan finalisation	37 Villages	LS	LS		0.50			37 Villages
2016-17		Health & Nutrition SITAN (Identification of endemic Diseases and Nutrition issues) of Microprojects	37 Villages	LS	LS		4.00			37 Villages
2016-17				Sub Total				45.43		
2016-17			Health (CCD)				39.05			
2016-17		Tank pond	Maribeda	1	1 No	1.00	1.00			95
2016-17		Tank pond	Tabaru	1	1 No	1.00	1.00			236
2016-17		Tank pond	Dhakodpadar	1	1 No	1.00	1.00			240
2016-17		Tank pond	Jantri	1	1 No	1.00	1.00			88
2016-17		Tank pond	Angurguda	1	1 No	1.00	1.00			80
2016-17		Tank pond	Arlingpada	1	1 No	1.00	1.00			56

Year	Sector / Sub-Sector	Annual Works Proposed (along with rates)	Name of Village/Hamlet whether the proposed works is to be undertaken	Quantity (where applicable eg. Housing roads etc.)	Unit	Rate per Unit	Financial Target (Rs. In Lakhs)	No. of PVTG Beneficiaries (Male and Female separately where feasible)			
								Male	Female	Total	
2016-17	Drinking water & Sanitation	Tank pond	Badankaguda	1	1 No	1.00	1.00			313	
2016-17		Tank pond	Maribeda	1	1 No	1.00	1.00			95	
2016-17		Pipe water	Kantamanjuri	1	1 No	10.00	10.00			102	
2016-17		Pipe water	Badankiaguda	1	1 No	10.00	10.00			313	
2016-17		Cistern	Maribeda	1	1 No	1.00	1.00			95	
2016-17		Cistern	Tabaru	1	1 No	1.00	1.00			236	
2016-17		Cistern	Dhakodpadar	1	1 No	1.00	1.00			240	
2016-17		Cistern	Jantri	1	1 No	1.00	1.00			88	
2016-17		Cistern	Angurguda	1	1 No	1.00	1.00			80	
2016-17		Cistern	Arlingpada	1	1 No	1.00	1.00			56	
2016-17		Tube well	Maribeda	1	1 No	1.25	1.25			95	
2016-17		Tube well	Tabaru	1	1 No	1.25	1.25			236	
2016-17		Tube well	Dhakodpadar	1	1 No	1.25	1.25			240	
2016-17		Tube well	Jantri	1	1 No	1.25	1.25			88	
2016-17		Tube well	Angurguda	1	1 No	1.25	1.25			80	
2016-17		Tube well	Arlingpada	1	1 No	1.25	1.25			56	
2016-17		Tube well	Kantamanjuri	1	1 No	1.25	1.25			102	
2016-17		Construction of Well	Badankiaguda	1	1 No	1.00	1.00			313	
2016-17				Sub Total				43.75			
2016-17				Drinking water(CCD)				0.00			
2016-17	Infrastructure										
2016-17		Culverts	Maribeda	1	1 No	5.00	5.00			95	
2016-17		Completion of Incomplete CC road	Maribeda	1	1 No	5.00	5.00			95	
2016-17		Big size culvert with guardwall in between Muduliguda and Machaguda	Maribeda	2	1 No	10.00	20.00			95	
2016-17		Culverts	Maribeda	2	1 No	5.00	10.00			95	
2016-17		Bridge	Maribeda	1	1 No	20.00	20.00			95	
2016-17		Completion of Incomplete CC road	Badankiguda	2	100 mtrs	5.00	10.00			313	

Year	Sector / Sub-Sector	Annual Works Proposed (along with rates)	Name of Village/Hamlet whether the proposed works is to be undertaken	Quantity (where applicable eg. Housing roads etc.)	Unit	Rate per Unit	Financial Target (Rs. In Lakhs)	No. of PVTG Beneficiaries (Male and Female separately where feasible)		
								Male	Female	Total
2016-17	Connectivity	Metal Murum road	Badankiguda	1.6	100 mtrs	5.00	8.00			313
2016-17		Culverts	Badankiguda	2	1 No	5.00	10.00			313
2016-17		Bridge	Badankiguda	1	1 No	20.00	20.00			313
2016-17		Completion of Incomplete CC road	Kantamanjuri	2	100 mtrs	5.00	10.00			102
2016-17		Metal Mudum road	Kantamanjuri	1.6	1 No	5.00	8.00			102
2016-17		Culverts	Kantamanjuri	2	1 No	5.00	10.00			102
2016-17		Bridge	Kantamanjuri	1	1 No	20.00	20.00			102
2016-17		Completion of Incomplete CC road	Arlingpada	2	100 mtrs	5.00	10.00			56
2016-17		Metal Murum road	Arlingpada	0.5	1 No	8.00	4.00			56
2016-17		Culverts	Arlingpada	1	1 No	5.00	5.00			56
2016-17		Completion of Incomplete CC road	Angurguda	2	100 mtrs	5.00	10.00			80
2016-17		Metal Murum road	Angurguda	0.5	1 No	8.00	4.00			80
2016-17		Bridge	Angurguda	1	1 No	20.00	20.00			80
2016-17		Guardwall	Angurguda	2	100 mtrs	0.45	0.90			80
2016-17		Completion of Incomplete CC road	Jantri	4	100 mtrs	4.50	18.00			88
2016-17		Metal Murum road	Jantri	2	300 mtrs	4.00	8.00			88
2016-17		Culverts	Jantri	2	1 No	5.00	10.00			88
2016-17		Bridge	Jantri	1	1 No	7.50	7.50			88
2016-17		Guardwall	Jantri	2	1 No	4.85	9.70			88
2016-17		Completion of Incomplete CC road	Dhakodpadar	1	1 No	4.50	4.50			240
2016-17		Culverts	Dhakodpadar	2	1 No	5.00	10.00			240
2016-17		Phutpath	Dhakodpadar	10	100 mtrs	0.35	3.50			240
2016-17		Bridge	Dhakodpadar	1	1 No	7.50	7.50			240
2016-17		Guardwall	Dhakodpadar	1	100 mtrs	4.85	4.85			240
2016-17		Completion of Incomplete CC road	Tabaru	2	100 mtrs	4.50	9.00			236
2016-17		Footpath	Tabaru	20	100 mtrs	0.35	7.00			236
2016-17		Metal Murum road	Tabaru	1	1 No	4.00	4.00			236
2016-17		Culverts	Tabaru	2	1 No	5.00	10.00			236

Year	Sector / Sub-Sector	Annual Works Proposed (along with rates)	Name of Village/Hamlet whether the proposed works is to be undertaken	Quantity (where applicable eg. Housing roads etc.)	Unit	Rate per Unit	Financial Target (Rs. In Lakhs)	No. of PVTG Beneficiaries (Male and Female separately where feasible)		
								Male	Female	Total
2016-17		Bridge	Tabaru	1	1 No	7.50	7.50			236
2016-17		Guardwall	Tabaru	1	100 mtrs	4.85	4.85			236
2016-17		Plat form in front of house	Tabaru	50	1 No	0.10	5.00			236
2016-17			Sub Total				340.80			
2016-17			Infrastructure (CCD)				66.00			
2016-17	Housing	IAY house	Khajuriguda	12	1 No	1.04	12.48			12
2016-17		IAY house	Bayapada	11	1 No	1.04	11.44			11
2016-17		IAY house	Suripada	7	1 No	1.04	7.28			7
2016-17		IAY house	Gangapada	17	1 No	1.04	17.68			17
2016-17		IAY house	Damdarbeda	29	1 No	1.04	30.16			30
2016-17		IAY house	Bataguda	13	1 No	1.04	13.52			13
2016-17		IAY house	Badankiguda	36	1 No	1.04	37.44			36
2016-17		IAY house	Tikarapada-A	14	1 No	1.04	14.56			14
2016-17		IAY house	Ghisingbeda	39	1 No	1.04	40.56			39
2016-17				Sub Total				185.12		
2016-17			Housing (CCD)				30.16			
2016-17	Electrification	Solarlight (Street light)	Tabaru	4	1 No	0.30	1.20			236
2016-17		House light	Tabaru	15	1 No	0.5	7.50			10
2016-17		Solarlight (Street light)	Dhakodpadar	4	1 No	0.20	0.80			240
2016-17		House light	Dhakodpadar	20	1 No	0.05	1.00			10
2016-17		Solarlight (Street light)	Jantri	4	1 No	0.20	0.80			88
2016-17		House light	Jantri	17	1 No	0.05	0.85			5
2016-17		Solarlight (Street light)	Angurguda	3	1 No	0.30	0.90			80
2016-17		House light	Angurguda	10	1 No	0.05	0.50			5
2016-17		Solarlight (Street light)	Arlingpada	3	1 No	0.30	0.90			56
2016-17		House light	Arlingpada	17	1 No	0.05	0.85			5
2016-17		Solarlight (Street light)	Kantamanjuri	4	1 No	0.3	1.20			102
2016-17		House light	Kantamanjuri	10	1 No	0.05	0.50			10
2016-17		Solarlight (Street light)	Badankaguda	4	1 No	0.3	1.20			313

Year	Sector / Sub-Sector	Annual Works Proposed (along with rates)	Name of Village/Hamlet whether the proposed works is to be undertaken	Quantity (where applicable eg. Housing roads etc.)	Unit	Rate per Unit	Financial Target (Rs. In Lakhs)	No. of PVTG Beneficiaries (Male and Female separately where feasible)			
								Male	Female	Total	
2016-17		House light	Badankaguda	75	1 No	0.05	3.75			75	
2016-17		Solarlight (Street light)	Maribeda	3	1 No	0.3	0.90			95	
2016-17		House light	Maribeda	20	1 No	0.05	1.00			10	
2016-17			Sub Total					23.85			
2016-17			Electrification (CCD)					23.85			
2016-17		Sustainable Livelihood Project									
2016-17	Irrigation	Construction of Drain	Damdarbeda	1	100 mtrs	5.00	5.00			615	
2016-17		Construction of Drain	Suripada	1	100 mtrs	5.00	5.00			134	
2016-17		Construction of Drain	Gangapada	1	100 mtrs	5.00	5.00			513	
2016-17		Construction of Drain	Bataguda	1	100 mtrs	5.00	5.00			146	
2016-17		Field Canal	Chilipdar	1.5	100 mtrs	5.00	7.50			157	
2016-17		Construction of cheak dam at Karkaguda	Karkaguda	1.74	100 mtrs	5.00	8.70			120	
2016-17		Construction of Diversion were near Tikarapada -A	Tikrapada-A	1	100 mtrs	5.00	5.00			48	
2016-17		Field chanal at Tabaru	Tabaru	1	100 mtrs	5.00	5.00			215	
2016-17		Field Canal	Naringijhola	1	100 mtrs	5.00	5.00			214	
2016-17		Construction of Drain	Amlibeda	1	100 mtrs	5.00	5.00			148	
2016-17		Cheakdam at Gardenpadar	Gardenpadar	1	100 mtrs	5.00	5.00			215	
2016-17		Cheakdam at Naringijhola	Naringgijhola	1	100 mtrs	5.00	5.00			251	
2016-17		Cheakdam at Amlibeda	Amlibeda	1	100 mtrs	5.00	5.00			482	
2016-17		Cheakdam at Angurguda	Angurguda	1	100 mtrs	5.00	5.00			215	
2016-17		Cheakdam at Chilipadar	Chilipadar	1	100 mtrs	4.50	4.50			158	

Year	Sector / Sub-Sector	Annual Works Proposed (along with rates)	Name of Village/Hamlet whether the proposed works is to be undertaken	Quantity (where applicable eg. Housing roads etc.)	Unit	Rate per Unit	Financial Target (Rs. In Lakhs)	No. of PVTG Beneficiaries (Male and Female separately where feasible)		
								Male	Female	Total
2016-17	Irrigation	Construction of Drain	Ghisinghbeda	2	100 mtrs	2.50	5.00			307
2016-17		Construction of Drain	Angurguyda	2	100 mtrs	2.50	5.00			80
2016-17		Construction of Drain	Khajuriguda	2	100 mtrs	2.50	5.00			194
2016-17		Construction of Drain	Orapadar	2	100 mtrs	2.50	5.00			375
2016-17			Sub Total				100.70			
2016-17			Irrigation(CCD)				100.7			
2016-17	Agriculture	Supply of Agriculture Equipments	Ghisinghbeda	15	1 No	0.20	3.00			15
2016-17		Supply of Agriculture Equipments	Tikarapada-A	19	1 No	0.20	3.80			19
2016-17		Supply of Agriculture Equipments	badankiaguda	10	1 No	0.20	2.00			10
2016-17		Supply of Agriculture Equipments	Suripada	12	1 No	0.20	2.40			12
2016-17		Supply of materials like maize,niger,groun note ,mustard,ragi	All DDA Villages	60	1 No	0.33	19.80			60
2016-17		Agriculture Activities	10 Villages	10	1 No	0.500	5.00		100	100
2016-17			Sub Total				36.00			
2016-17			Agriculture(CCD)				19.80			
2016-17	Horticulture	Mango ,cashew ,Jafra ,Banana plantation	All DDA Villages	20	1Ac	4.25	85.00			All villagers
2016-17		Wadi Cultivation	All DDA Villages	12	1Ac	1.00	12.00			All villagers
2016-17		Cultivation of Ginger and Termuric	All DDA Villages	50	1Ac	0.40	20.00			All villagers
2016-17		Vegetable Cultivation (Vegetable mini kits)	All DDA Villages	500	1 No	0.01	5.00			1000
2016-17			Sub Total				122.00			
2016-17			Horticulture(CCD)				117.00			
2016-17		Pair of Bullock	Tikarapada-A	7	1 No	0.30	2.10			7
2016-17		Pair of Bullock	Badankiaguda	9	1 No	0.30	2.70			9

Year	Sector / Sub-Sector	Annual Works Proposed (along with rates)	Name of Village/Hamlet whether the proposed works is to be undertaken	Quantity (where applicable eg. Housing roads etc.)	Unit	Rate per Unit	Financial Target (Rs. In Lakhs)	No. of PVTG Beneficiaries (Male and Female separately where feasible)			
								Male	Female	Total	
2016-17	Animal Husbandry	Pair of Bullock	Damdarbeda	23	1 No	0.30	6.90			38	
2016-17		Animal Health Camp	Didayi village	6	1 No	0.10	0.60			600	
2016-17		Cattle shad for plough	Didayi Village	15	1 No	0.10	1.50			15	
2016-17		Supply of Net & Boat	Khajuriguda	10	1 No	0.40	4.00			8	
2016-17		Poultry,Goatery	Didayi Village	1	1 No	10.00	10.00			1	
2016-17		Pair of Bullock	Gisinghbeda	5	1 No	0.30	1.50			5	
2016-17		Goatery	Khajuriguda	10	1 No	0.02	0.20			10	
2016-17		Goatery	Bayapada	16	1 No	0.02	0.32			16	
2016-17		Goatery	Nilapari	5	1 No	0.02	0.10			5	
2016-17		Goatery	Bamring	5	1 No	0.02	0.10			5	
2016-17		Goatery	Kaning	5	1 No	0.02	0.10			5	
2016-17		Goatery	Karkaguda	5	1 No	0.02	0.10			5	
2016-17		Pair of Bullock	Gangapada	19	1 No	0.30	5.70			19	
2016-17		Pair of Bullock	Suripada	18	1 No	0.30	5.40			18	
2016-17		Pair of Bullock	Bayapada	14	1 No	0.30	4.20			14	
2016-17		Pair of Bullock	Khajuriguda	15	1 No	0.30	4.50			15	
2016-17		Animal Health Camp	8 villages	8	1 No	0.10	0.80			8	
2016-17		Poultry	Bayapada	5	1 No	0.65	3.25			5	
2016-17		Goatery	Gangapada	1	1 No	0.02	0.02			1	
2016-17		Goatery	Badankaguda	12	1 No	0.02	0.24			12	
2016-17		Goatery	Tikarapada-a	21	1 No	0.02	0.42			21	
2016-17		Goatery	Ghisinghbeda	6	1 No	0.02	0.12			6	
2016-17		Animal Husbandry	All Villages	45	1 No	0.20	9.00			All SHGs	
2016-17				Sub Total				63.87			
2016-17				Animal Husbandry(CCD)				17.80			
2016-17		ent	Provision of Micro Credit support	4 SHGs	4	1 No	1.25	5.00			50

Year	Sector / Sub-Sector	Annual Works Proposed (along with rates)	Name of Village/Hamlet whether the proposed works is to be undertaken	Quantity (where applicable eg. Housing roads etc.)	Unit	Rate per Unit	Financial Target (Rs. In Lakhs)	No. of PVTG Beneficiaries (Male and Female separately where feasible)			
								Male	Female	Total	
2016-17	SHG Developm	Income Generation through Micro Project	4 SHGs	4	1 No	1.00	4.00			48	
2016-17		Assistance to SHGs for livelihood enhancement projects including micro enterprice promotion	4 SHGs	4	1 No	0.25	1.00			40	
2016-17			Sub Total				10.00				
2016-17			SHG Development(CCD)				9.00				
2016-17	Land Development	Ghat Cutting	Chilipadar	5	100 mtrs	1.00	5.00			146	
2016-17		Ghat Cutting	Oringi	4	100 mtrs	1.00	4.00			701	
2016-17		Ghat Cutting	Barlubandha	8	100 mtrs	1.00	8.00			118	
2016-17		Ghat Cutting	Karkaguda	0.5	100 mtrs	1.00	0.50			170	
2016-17		Ghat Cutting	bamring	7	100 mtrs	1.00	7.00			131	
2016-17		Ghat Cutting	Damdarbeda	14	100 mtrs	1.00	14.00			615	
2016-17		Ghat Cutting	Bayapada	1	100 mtrs	1.00	1.00			192	
2016-17		Ghat Cutting	Suriopada	2	100 mtrs	1.00	2.00			134	
2016-17			Dry stone packing ,stone bunding,reclamation and land development	Balubandha,Nilapar i,Oringi,Muduliguda, Kaning,Purunagumma,Chilipadar,Tikirapada-A	64	1 Ac	0.45	28.80			256
2016-17				Sub Total				70.30			
2016-17			Land Development (CCD)				28.80				
2016-17	Market linkage	Repair of Market Pindi	All 37 villages	1	1	2.5	2.50				
2016-17		Market complex for Didayi persons	All 37 villages	1	1	4.5	4.50				

Year	Sector / Sub-Sector	Annual Works Proposed (along with rates)	Name of Village/Hamlet whether the proposed works is to be undertaken	Quantity (where applicable eg. Housing roads etc.)	Unit	Rate per Unit	Financial Target (Rs. In Lakhs)	No. of PVTG Beneficiaries (Male and Female separately where feasible)		
								Male	Female	Total
2016-17			Sub Total				7.00			
2016-17			Post Harvest (CCD)				7.00			
2016-17	Social Security	Natural calamity	All 37 villages				11.28			
2016-17		Jayashree Bima Yojana	All 37 villages	100	1 No	0.005	0.50			100
2016-17		RSVY scheme	All 37 villages	1870	1 No	0.001	1.87			1870
2016-17			Sub Total				13.65			
2016-17			CCD Total				13.65			
2016-17	Capacity Building & Skill Training	Awareness programme	All 37 villages	4	1 No	0.50	2.00			4
2016-17		Farmers' exposure visit	All 37 villages	100	1 No	0.05	5.00			100
2016-17		Para Veterinary Training to Didayee youth (For Anthrax Vaccination)	All 37 villages	10	1 No	0.30	3.00			10
2016-17		Selection of youth for training under Mobile,Tailoring,Broom Making	Reputed ITI training center	1	1 No	11.20	11.20			All 37 Villages
2016-17		Selection of youth for training under Masonry, Driving and Computer Operation	Reputed ITI training center	1	1 No	3.00	3.00			All 37 Villages
2016-17			Sub Total				24.20			
2016-17			Capacity Building (CCD)				13.20			
2016-17		Conservation of culture								
2016-17		Maintenance and management of the Museum	All Villages	1	1 No	5.26	5.26	3663	3987	All 37 Villages
2016-17		Construction of cultural Mandap	All Villages	4	1 No	1.04	4.16	3663	3987	All 37 Villages
2016-17		Conversion of MPSC as information Centre	All Villages	10	1 No	1.00	10.00			All 37 Villages
2016-17		Organisation of work shop	All Villages	5	1 No	0.20	1.00			All 37 Villages

Year	Sector / Sub-Sector	Annual Works Proposed (along with rates)	Name of Village/Hamlet whether the proposed works is to be undertaken	Quantity (where applicable eg. Housing roads etc.)	Unit	Rate per Unit	Financial Target (Rs. In Lakhs)	No. of PVTG Beneficiaries (Male and Female separately where feasible)			
								Male	Female	Total	
2016-17	Conservation of culture	Assistance for cultural Activities	All Villages	32	1 No	0.05	1.60			All 37 Villages	
2016-17		Research and Development of primers in local language	All Villages	1	1 No	1.80	1.80			All 37 Villages	
2016-17		Construction of village entrance gates in ethnic style,	All Villages	2	1 No	2.00	4.00			All 37 Villages	
2016-17		Sponsoring of cultural Troups	All Villages	1	1 No	10.00	10.00			All 37 Villages	
2016-17		Exposure visit to other Micro Project area	All Villages	1	1 no	2.00	2.00			All 37 Villages	
2016-17		Annual Tribal sports at Micro Project level to identify the sports person PTG	All Villages	1	1 no	2.00	2.00			All 37 Villages	
2016-17		Sub Total						41.82			
2016-17		Conservation of culture(CCD)						39.82			
2016-17	Project Management										
2016-17		Monitoring & Evaluation expenses	Kudumulugumma	1	1 No	3.43	3.43			All 37 Villages	
2016-17		Remuneration of MPEWs	All Gyan Mandirs	7	1 No	0.600	4.20			7	
2016-17		Remuneration of MPEWs (D.A)	All Gyan Mandirs	7	1 No	0.120	0.84			7	
2016-17		DEOs	Kudumulugumma	2	1 No	1.32	2.64			All 37 Villages	
2016-17		ASCO & JE	Kudumulugumma	2	1 No	1.8	3.60			All 37 Villages	
2016-17		Retired Peon (Group- D)	Kudumulugumma	1	1 No	0.848	0.85			All 37 Villages	
2016-17		Watchman (Group- D)	Kudumulugumma	2	1 No	1.096	2.19			All 37 Villages	

Year	Sector / Sub-Sector	Annual Works Proposed (along with rates)	Name of Village/Hamlet whether the proposed works is to be undertaken	Quantity (where applicable eg. Housing roads etc.)	Unit	Rate per Unit	Financial Target (Rs. In Lakhs)	No. of PVTG Beneficiaries (Male and Female separately where feasible)		
								Male	Female	Total
2016-17		Transportation cost of Microproject (ASCO/JE & Micro Project Staff)	Kudumulugumma	1	1 No	3.8	3.80			All 37 Villages
2016-17			Sub Total				21.55			
2016-17			Project Management (CCD)				4.27			
2016-17			Grand Total				1484.49			
2016-17			Grand Total (CCD)				632.86			

Implementing Agency (State Govt./ UT Admn./ NGO)	Funding Source
12	13
DDA	CCD
DDA	CCD
DDA	CCD
DDA	CCD
DDA	CCD
DDA	CCD
DDA	CCD
DDA	CCD
DDA	CCD
DDA	CCD
DDA	CCD
DDA	CCD
DDA	CCD

Implementing Agency (State Govt./ UT Admn./ NGO)	Funding Source
DDA	CCD
DDA	CCD
DDA	CCD
DDA	Article 275 (1)
PA, ITDA	ITDA
PA, ITDA	ITDA
PA, ITDA	ITDA
PA, ITDA	ITDA
DDA	CCD
DDA	CCD
DDA	CCD
DDA	MOTA
DDA	CCD
DDA	MOTA

Implementing Agency (State Govt./ UT Admn./ NGO)	Funding Source
DDA	CCD
DDA	MOTA
DDA	CCD
DDA	CCD
DDA	MOTA
DDA	CCD
DDA	CCD
DDA	MOTA
DDA	CCD
DDA	MOTA
DDA	CCD
DDA	MOTA
DDA	CCD
DDA	MOTA
DDA	CCD
DDA	MOTA
DDA	CCD
DDA	MOTA
DDA	CCD
DDA	MOTA
DDA	MOTA
DDA	MOTA
DDA	CCD

Implementing Agency (State Govt./ UT Admn./ NGO)	Funding Source
DDA	CCD
DDA	MOTA
DDA	CCD
DDA	MOTA
DDA	CCD
DDA	CCD
DDA	MOTA
DDA	CCD
DDA	MOTA
DDA	Article 275 (1)
DDA	Article 275 (1)
DDA	CCD
DDA	ITDA
DDA	ITDA
DDA	CCD
DDA	ITDA
DDA	CCD

Implementing Agency (State Govt./ UT Admn./ NGO)	Funding Source
DDA	CCD
DDA	CCD
H & FW & DDA	CCD
H & FW & DDA	CCD
H & FW & DDA	CCD
H & FW & DDA	CCD
H & FW & DDA	CCD
H & FW & DDA	CCD
H & FW & DDA	CCD
H & FW & DDA	CCD

Implementing Agency (State Govt./ UT Admn./ NGO)	Funding Source
Micro Project (UNICEF Supported)	(H&FW)UNICEF
SCSTRTI (UNICEF Supported)	(H&FW)UNICEF
Micro Project (UNICEF Supported)	(H&FW)UNICEF
Micro Project (UNICEF Supported)	(H&FW)UNICEF
Micro Project (UNICEF Supported)	(H&FW)UNICEF
SCSTRTI (UNICEF Supported)	UNICEF
Micro Project (UNICEF Supported)	UNICEF
RWSS	RD Deptt
RWSS	RD Deptt
RWSS	RD Deptt
RWSS	RD Deptt
RWSS	RD Deptt
RWSS	RD Deptt

Implementing Agency (State Govt./ UT Admn./ NGO)	Funding Source
RWSS	RD Deptt
RWSS	RD Deptt
RWSS	RD Deptt
RWSS	RD Deptt
RWSS	RD Deptt
RWSS	RD Deptt
RWSS	RD Deptt
RWSS	RD Deptt
RWSS	RD Deptt
RWSS	RD Deptt
RWSS	RD Deptt
RWSS	RD Deptt
RWSS	RD Deptt
RWSS	RD Deptt
RWSS	RD Deptt
RWSS	RD Deptt
RWSS	RD Deptt
RWSS	RD Deptt
RWSS	RD Deptt
RD Deptt	RD Deptt
DDA	CCD
RD	RD Deptt
DDA	CCD
RD Deptt	RD Deptt
RD Deptt	RD Deptt

Implementing Agency (State Govt./ UT Admn./ NGO)	Funding Source
RD Deptt	RD Deptt
RD Deptt	RD Deptt
RD Deptt	RD Deptt
DDA	CCD
DDA	CCD
DDA	CCD
RD Deptt	RD Deptt
DDA	CCD
DDA	CCD
DDA	CCD
RD Deptt	RD Deptt
RD Deptt	RD Deptt
RD Deptt	RD Deptt
RD Deptt	RD Deptt
RD Deptt	RD Deptt
RD Deptt	RD Deptt
RD Deptt	RD Deptt
RD Deptt	RD Deptt
RD Deptt	RD Deptt
RD Deptt	RD Deptt
RD Deptt	RD Deptt
RD Deptt	RD Deptt
RD Deptt	RD Deptt
RD Deptt	RD Deptt
RD Deptt	RD Deptt
RD Deptt	RD Deptt
RD Deptt	RD Deptt
DDA	CCD
RD Deptt	RD Deptt

Implementing Agency (State Govt./ UT Admn./ NGO)	Funding Source
RD Deptt	RD Deptt
RD Deptt	RD Deptt
RD Deptt	RD Deptt
PR Deptt	PR Deptt
PR Deptt	PR Deptt
PR Deptt	PR Deptt
PR Deptt	PR Deptt
DDA	CCD
PR Deptt	PR Deptt
PR Deptt	PR Deptt
PR Deptt	PR Deptt
PR Deptt	PR Deptt
OREDA/DDA	CCD
OREDA/DDA	CCD
OREDA/DDA	CCD
OREDA/DDA	CCD
OREDA/DDA	CCD
OREDA/DDA	CCD
OREDA/DDA	CCD
OREDA/DDA	CCD
OREDA/DDA	CCD
OREDA/DDA	CCD
OREDA/DDA	CCD
OREDA/DDA	CCD
OREDA/DDA	CCD
OREDA/DDA	CCD

Implementing Agency (State Govt./ UT Admn./ NGO)	Funding Source
OREDA/DDA	CCD
OREDA/DDA	CCD
OREDA/DDA	CCD
DDA	CCD
DDA	CCD
DDA	CCD
DDA	CCD
DDA	CCD
DDA	CCD
DDA	CCD
DDA	CCD
DDA	CCD
DDA	CCD
DDA	CCD
DDA	CCD
DDA	CCD
DDA	CCD
DDA	CCD
DDA	CCD

Implementing Agency (State Govt./ UT Admn./ NGO)	Funding Source
DDA	CCD
DDA	CCD
DDA	CCD
DDA	CCD
Agril.Deptt	Agril.Deptt
Agril.Deptt	Agril.Deptt
Agril.Deptt	Agril.Deptt
Agril.Deptt	Agril.Deptt
DDA	CCD
DDA	SCA to TSP
DDA	CCD
DDA	CCD
DDA	CCD
DDA	SCA to TSP
DDA	CCD
DDA	CCD

Implementing Agency (State Govt./ UT Admn./ NGO)	Funding Source
DDA	CCD
DDa	CCD
DDA	CCD
DDA	CCD
DDA	SCA to TSP
A & H Deptt	A & H Deptt
A & H Deptt	A & H Deptt
A & H Deptt	A & H Deptt
A & H Deptt	A & H Deptt
A & H Deptt	A & H Deptt
A & H Deptt	A & H Deptt
A & H Deptt	A & H Deptt
A & H Deptt	A & H Deptt
A & H Deptt	A & H Deptt
A & H Deptt	A & H Deptt
A & H Deptt	A & H Deptt
A & H Deptt	A & H Deptt
A & H Deptt	A & H Deptt
A & H Deptt	A & H Deptt
A & H Deptt	A & H Deptt
A & H Deptt	A & H Deptt
A & H Deptt	A & H Deptt
A & H Deptt	A & H Deptt
A & H Deptt	A & H Deptt
CDVO & DDA	SCA to TSP
DDA	CCD

Implementing Agency (State Govt./ UT Admn./ NGO)	Funding Source
DDA	CCD
DDA	SCA to TSP
Soil Copnservation	Soil conservation
Soil Copnservation	Soil conservation
Soil Copnservation	Soil conservation
Soil Copnservation	Soil conservation
Soil Copnservation	Soil conservation
Soil Copnservation	Soil conservation
Soil Copnservation	Soil conservation
Soil Copnservation	Soil conservation
Soil Copnservation	Soil conservation
DDA	CCD
DDA	CCD
DDA	CCD

Implementing Agency (State Govt./ UT Admn./ NGO)	Funding Source
DDA	CCD
DDA	CCD
DDA	CCD
DDA	CCD
Agriculture	Agril.Deptt
A & H Deptt	A & H Deptt
DDA	CCD
DDA	SCA to TSP
DDA	CCD
DDA	CCD
DDA	CCD
DDA	CCD

Implementing Agency (State Govt./ UT Admn./ NGO)	Funding Source
DDA	CCD
DDA	CCD
DDA	CCD
DDA	CCD
DDA	CCD
DDA	Sports & Youth Service
DDA	CCD
DDA	OPELIP
DDA	CCD
DDA	OPELIP
DDA	OPELIP
DDA	OPELIP
DDA	OPELIP

Implementing Agency (State Govt./ UT Admn./ NGO)	Funding Source
DDA	OPELIP

**PVTG-wise Annual Development Plan for the Five Year Plan
(Based on Priorities indicated in Part-VI)
(A) Year-2017-18**

(DIDAYI DEVELOPMENT AGENCY, KUDUMULUGUMMA, MALKANGIRI DISTRICT, ODISHA)

Year	Sector / Sub-Sector	Annual Works Proposed (along with rates)	Name of Village/Hamlet whether the proposed works is to be undertaken	Quantity (where applicable eg. Housing roads etc.)	Unit	Rate per Unit	Financial Target (Rs. In Lakhs)	No. of PVTG Beneficiaries (Male and Female separately where feasible)			Implementing Agency (State Govt./ UT Admn./ NGO)
								Male	Female	Total	
1	2	3	4	5	6	7	8	9	10	11	12
2017-18	Social Sector										
2017-18	Educa	<u>Boys' Education Complex,</u>									
2017-18		Building Repair and maintenance	Muduliguda	1	1	2.00	2.00	250		250	DDA
2017-18		Maintenance Allowance including mess charges	Muduliguda	250	1	0.08	20.00	250		250	DDA
2017-18		Provision of three pairs of dress to about 200 students in Boys' Edu. Complex	Muduliguda	250	1	0.009	2.25	250		250	DDA
2017-18		Cash stipend for availing tuition / coaching per primary students	Muduliguda	250	1	0.012	3.00	250		250	DDA
2017-18		Course Book, stationaries and other educational matters	Muduliguda	250	1	0.006	1.50	250		250	DDA
2017-18		Exam Fees	Muduliguda	250	1	0.0005	0.125	250		250	DDA
2017-18		Honorarium for full time teacher	Muduliguda	8	1	0.912	7.296			8	DDA
2017-18		Honorarium for Accountant	Muduliguda	1	1	0.84	0.84			1	DDA
2017-18		Honorarium for Cooks	Muduliguda	5	1	0.6936	3.468			5	DDA
2017-18		Honorarium for Watchmen	Muduliguda	2	1	0.6936	1.3872			2	DDA
2017-18		Honorarium for Sweeper	Muduliguda	2	1	0.6936	1.3872			2	DDA
2017-18		Honorarium for Peon	Muduliguda	1	1	0.6936	0.69360			1	DDA
2017-18		Vocational/Skill development Training	Muduliguda	250	1	0.004	1.00			250	DDA
2017-18		Electricity and Water Charges	Muduliguda	1	1	1.20	1.20			250	DDA
2017-18		Medical Care/ Contingency	Muduliguda	250	1	0.0075	1.88			250	DDA
2017-18		Health Care (Hospitalization, visit of Doctors,annual health check up etc)	Muduliguda	250	1	0.005	1.25			250	DDA
2017-18		Miscellaneous including Toiletries	Muduliguda	250	1	0.006	1.50			250	DDA
2017-18		PTA/ Sports Function/ Cultural function	Muduliguda	250	1	0.0015	0.38			250	DDA
2017-18		Tour/ Campus	Muduliguda	250	1	0.02	5.00			250	DDA
2017-18	Incentives to each Boy student to meet their day to day requirement	Muduliguda	250	1	0.012	3.00			250	DDA	

Year	Sector / Sub-Sector	Annual Works Proposed (along with rates)	Name of Village/Hamlet whether the proposed works is to be undertaken	Quantity (where applicable eg. Housing roads etc.)	Unit	Rate per Unit	Financial Target (Rs. In Lakhs)	No. of PVTG Beneficiaries (Male and Female separately where feasible)			Implementing Agency (State Govt./ UT Admn./ NGO)	
								Male	Female	Total		
2017-18		Water purification plant at Boys Educational Complex	Muduliguda	1 No	1 No	5.00	5.00	250		250	ITDA	
2017-18		Provision of two pairs of dress to about 250 students	Muduliguda	500 Nos	1 No	2.50	2.50	250		250	DDA	
2017-18		Supply of Dining set/ Single bed cot and other amenities	Muduliguda	1 No	1 No	5.00	5.00	250		250	DDA	
2017-18			Sub Total					71.65				
2017-18			Boys' Education Complex(CCD)					61.65				
2017-18		Girls' Education Complex										
2017-18		Building repair & mantanance of Girls Educational Complex(DA)	Nandiniguda	1	1 No	1.64	1.64		250	250	DDA	
2017-18		Building repair & maintenance of Girls' Education Complex	Nandiniguda	1	1 No	0.36	0.36		250	250	DDA	
2017-18		Maintenance Allowance including mess charges (DA)	Nandiniguda	250	1 No	0.010	2.50		250	250	DDA	
2017-18		Maintenance Allowance including mess charges	Nandiniguda	250	1 No	0.075	18.75		250	250	DDA	
2017-18		Provision of three pairs of dress to about 250 students Girls' Education Complex(DA)	Nandiniguda	250	3 No	0.003	0.75		250	250	DDA	
2017-18		Provision of three pairs of dress to about 250 students in Girls' Edu. Complex	Nandiniguda	250	3 No	0.009	2.25		250	250	DDA	
2017-18		Cash stipend for availing tution / coaching per Primary Students(DA)	Nandiniguda	150	1 No	0.010	1.50		150	250	DDA	
2017-18		Cash stipend for availing tution / coaching per Upper primary students(DA)	Nandiniguda	100	1 No	0.020	2.00		100	250	DDA	
2017-18	Educa	Supply of reading writing, games and sports materials in Girls' Educaton Complex	Nandiniguda	250	1 No	0.006	1.50		250	250	DDA	
2017-18		Supply of reading writing, games and sports materials in Girls' Educaton Complex(DA)	Nandiniguda	250	1 No	0.006	1.50		250	250	DDA	
2017-18		Examination fees(DA)	Nandiniguda	250	1 No	0.0005	0.125		250	250	DDA	
2017-18		Examination fees	Nandiniguda	250	1 No	0.0005	0.125		250	250	DDA	
2017-18		Honorarium for full time teacher (DA)	Nandiniguda	11	1 No	0.312	3.432			11	DDA	
2017-18		Honorarium for full time teacher	Nandiniguda	11	1 No	0.60	6.60			11	DDA	
2017-18		Honorarium for Accountant(DA)	Nandiniguda	1	1 No	0.42	0.42			1	DDA	
2017-18		Honorarium for Accountant	Nandiniguda	1	1 No	0.42	0.42			1	DDA	
2017-18		Honorarium for Watchmen(DA)	Nandiniguda	1	1 No	0.5376	0.538			1	DDA	
2017-18		Honorarium for Watchmen	Nandiniguda	1	1 No	0.156	0.156			1	DDA	

Year	Sector / Sub-Sector	Annual Works Proposed (along with rates)	Name of Village/Hamlet whether the proposed works is to be undertaken	Quantity (where applicable eg. Housing roads etc.)	Unit	Rate per Unit	Financial Target (Rs. In Lakhs)	No. of PVTG Beneficiaries (Male and Female separately where feasible)			Implementing Agency (State Govt./ UT Admn./ NGO)	
								Male	Female	Total		
2017-18		Honorarium for Sweeper(DA)	Nandiniguda	2	1 No	0.5376	1.075			2	DDA	
2017-18		Honorarium for Sweeper	Nandiniguda	2	1 No	0.156	0.312			2	DDA	
2017-18		Honorarium for Peon (DA)	Nandiniguda	2	1 No	0.5136	1.027			2	DDA	
2017-18	Educa	Honorarium for Peon	Nandiniguda	2	1 No	0.18	0.36			2	DDA	
2017-18		Honorarium for Cooks(DA)	Nandiniguda	5	1 No	0.5136	2.568			5	DDA	
2017-18		Honorarium for Cooks	Nandiniguda	5	1 No	0.180	0.90			5	DDA	
2017-18		Vocational / Skill Development Training	Nandiniguda	250	1 No	0.004	1.00		250	250	DDA	
2017-18		Electricity and Water chrges	Nandiniguda	1	1 No	0.60	0.60		250	250	DDA	
2017-18		Electricity and Water chrges (DA)	Nandiniguda	1	1 No	1.20	1.20		250	250	DDA	
2017-18		Medical Care/ Contingency (DA)	Nandiniguda	1	1 No	0.90	0.90		250	250	DDA	
2017-18		Medical Care/ Contingency	Nandiniguda	1	1 No	1.875	1.875		250	250	DDA	
2017-18		Health care (Hospitalization, visit of doctors, annual health check up etc)(DA)	Nandiniguda	1	1 No	0.60	0.60		250	250	DDA	
2017-18		Health care (Hospitalization, visit of doctors, annual health check up etc)	Nandiniguda	1	1 No	1.25	1.25		250	250	DDA	
2017-18		Miscellaneous including toiletries etc(DA)	Nandiniguda	150	1 No	0.002	0.30		150	250	DDA	
2017-18		Miscellaneous including toiletries etc (DA)	Nandiniguda	100	1 No	0.0026	0.26		100	250	DDA	
2017-18		PTA/ Sports Function/ Cultural function	Nandiniguda	250	1 No	0.0015	0.375		250	250	DDA	
2017-18		Tour / Campus(DA)	Nandiniguda	250	1 No	0.02	5.00		250	250	DDA	
2017-18		Incentives to each girl student to meet their day to day requirement	Nandiniguda	250	1 No	0.012	3.00		250	250	DDA	
2017-18		Educ	Additional Class room at Girls' Education Complex	Nandiniguda	1	1 No	10.00	10.00		250	250	DDA
2017-18			Construction of Boundry wall at Girls' Education Complex	Nandiniguda	1	1 No	10.00	10.00		250	250	DDA
2017-18	Construction of Staff quarter at Girls' Education Complex,		Nandiniguda	1	1 No	6.93	6.93		250	250	DDA	
2017-18	Construction of Twin quarter at Girls' Education Compelx(DA)		Nandiniguda	2	1 No	5.00	10.00		250	250	DDA	
2017-18		Sub Total					104.10					
2017-18		Girls' Education Complex(CCD)					37.34					
2017-18	Educ	Gyana Mandir										
2017-18		Construction of Gyana Mandir	Nadimanjuri	1	1 No	7.50	7.50	24	26	50	DDA	
2017-18		Primary School at Oringi	Oringi	1	1 No	7.00	7.00	21	29	50	DDA	

Year	Sector / Sub-Sector	Annual Works Proposed (along with rates)	Name of Village/Hamlet whether the proposed works is to be undertaken	Quantity (where applicable eg. Housing roads etc.)	Unit	Rate per Unit	Financial Target (Rs. In Lakhs)	No. of PVTG Beneficiaries (Male and Female separately where feasible)			Implementing Agency (State Govt./ UT Admn./ NGO)
								Male	Female	Total	
2017-18		Provision for supply of reading & writing materials	Nadimanjuri	1	1 No	0.26	0.26			50	DDA
2017-18			Gyan Mandir Total				14.76				
			Gyan Mandir (CCD)				14.76				
2017-18			Sub Total				190.51				
2017-18			Education (CCD)				113.74				
2017-18	Health & Nutrition	Organisation of Health camp	All Villages	37	1 No	0.20	7.40			All Villagers	H & FW & DDA
2017-18		Maintenance of Ambulance	Nilapari	1	1 No	3.00	3.00			All Villagers	H & FW & DDA
2017-18		Remuneration of Ambulance Driver	All Villages	1	1 No	2.00	2.00			All Villagers	H & FW & DDA
2017-18		Supply of medicines diet and reimbrusement of medicines including Ayurvedic consultancy	All Villages	1	1 No	9.54	9.54			All Villagers	H & FW & DDA
2017-18		Transportation of serious, wounded patients for treatment	All Villages	1	1 No	5.00	5.00			All Villagers	H & FW & DDA
2017-18		Development of habitan clearing of village sourrounding, drainage system, compost pit, improvement of street/ footpath (Bush cutting)	37 Villages	32	1 No	0.50	16.00			All Villagers	DDA
2017-18		Yearly Sickle Cell Screening of all children (0-14Years)	37 Villages	200	1 No	0.002	0.40			All Villagers	Micro Project
2017-18		State Level Refresher of Key Officials Micro Project on General Health & Nutrition Programmes (2 days)	37 Villages	6	1 No	0.03	0.18			All Villagers	SCSTRTI (UNICEF Supported)
2017-18		Project Level Refresher of officials & other Functionaries of Micro Project on General Health & Nutrition Programmes(2 days)	37 Villages	20	1 No	0.007	0.14			All Villagers	Micro Project (UNICEF Supported)
2017-18		Monthly Review of Micro Projects by the Collector	37 Villages	12	1 No	0.005	0.06			All Villagers	Micro Project (UNICEF Supported)
2017-18	Reprinting of Sickle Cell School Health Card	37 Villages	200	1 No	0.0005	0.10			All Villagers	Micro Project (UNICEF Supported)	

Year	Sector / Sub-Sector	Annual Works Proposed (along with rates)	Name of Village/Hamlet whether the proposed works is to be undertaken	Quantity (where applicable eg. Housing roads etc.)	Unit	Rate per Unit	Financial Target (Rs. In Lakhs)	No. of PVTG Beneficiaries (Male and Female separately where feasible)			Implementing Agency (State Govt./ UT Admn./ NGO)	
								Male	Female	Total		
2017-18		Half Yearly Third Party Monitoring of Programme Indicators , Sharing of findings and action plan finalisation	37 Villages		LS	LS	0.50			All Villagers	Micro Project (UNICEF Supported)	
2017-18		Project level training on Innovative communication IPC tools for Improving Infant & Young child Feeding Practices (Orientation of Front Line Workers on Counselling techniques and child Feeding Practices).-2 days	37 Villages	30	1 No	0.007	0.21			All Villagers	Micro Project (UNICEF Supported)	
2017-18			Sub Total					44.53				
2017-18			Health & Nutrition(CCD)					43.34				
2017-18	Drinking water	Open Well	Bayapada	1	1 No	1.00	1.00			192	RWSS	
2017-18		Open Well	Damdarbeda	1	1 No	1.00	1.00			615	RWSS	
2017-18		Open Well	Kaning	1	1 No	1.00	1.00			181	RWSS	
2017-18		Open Well	Tikrapada-A	1	1 No	1.00	1.00			247	RWSS	
2017-18		Pipe water	Nadimanjuri	10	100 mtr	0.50	5.00			93	RWSS	
2017-18		Pipe water supply repairing	Tabaru	10	100 mtr	0.40	4.00			236	RWSS	
2017-18		Pipe water supply repairing	Dhakodpadar	10	100 mtr	0.40	4.00			240	RWSS	
2017-18		Pipe water supply repairing	Jantri	10	100 mtr	0.40	4.00			88	RWSS	
2017-18		Pipe water supply repairing	Arlingpada	10	100 mtr	0.40	4.00			56	RWSS	
2017-18		Pipe water	Damdarbeda	9	100 mtr	0.50	4.50			615	RWSS	
2017-18		Pipe water	Amlibeda	10	100 mtr	0.50	5.00			408	RWSS	
2017-18		Pipe water	Kaning	10	100 mtr	0.50	5.00			181	RWSS	
2017-18		Pipe water	Tikrapada-A	5	100 mtr	0.50	2.50			247	RWSS	
2017-18		Pipe water	Oringi	3	100 mtr	0.50	1.50			701	RWSS	
2017-18		Pipe water	Bayapada	8	100 mtr	0.50	4.00			192	RWSS	
2017-18		River Stream	Bayapada	1	1 No	5.00	5.00			192	RWSS	
2017-18		Pipe water	Nadimanjuri	8	100 mtr	0.50	4.00			93	RWSS	
2017-18		Pipe water	Nilapari	16	100 mtr	0.50	8.00			201	RWSS	

Year	Sector / Sub-Sector	Annual Works Proposed (along with rates)	Name of Village/Hamlet whether the proposed works is to be undertaken	Quantity (where applicable eg. Housing roads etc.)	Unit	Rate per Unit	Financial Target (Rs. In Lakhs)	No. of PVTG Beneficiaries (Male and Female separately where feasible)			Implementing Agency (State Govt./ UT Admn./ NGO)	
								Male	Female	Total		
2017-18	& Sanitation	Cistern	Nadimanjuri	2	1 No	1.00	2.00			93	RWSS	
2017-18		Tube well	Nadimanjuri	1	1 No	1.25	1.25			93	RWSS	
2017-18		Tube well	Damdarbeda	1	1 No	1.25	1.25			615	RWSS	
2017-18		Tube well	Amlibeda	2	1 No	1.25	2.50			408	RWSS	
2017-18		Tube well	Kaning	1	1 No	1.25	1.25			181	RWSS	
2017-18		Tube well	Tikrapada-A	2	1 No	1.25	2.50			247	RWSS	
2017-18		Tube well	Oringi	1	1 No	1.25	1.25			701	RWSS	
2017-18		Tube well	Bayapada	1	1 No	1.25	1.25			192	RWSS	
2017-18		Well	Damdarbeda	1	1 No	1.00	1.00			615	RWSS	
2017-18		Cistern	Amlibeda	1	1 No	1.00	1.00			408	RWSS	
2017-18		Cistern	Kaning	1	1 No	1.00	1.00			181	RWSS	
2017-18		Cistern	Tikrapada-A	1	1 No	1.00	1.00			247	RWSS	
2017-18		Cistern	Oringi	2	1 No	1.00	2.00			701	RWSS	
2017-18		Cistern	Bayapada	1	1 No	1.00	1.00			192	RWSS	
2017-18		Tank pond	Bayapada	1	1 No	5.00	5.00			192	RWSS	
2017-18		Tank pond	Kaning	1	1 No	5.00	5.00			181	RWSS	
2017-18		Tank pond	Oringi	1	1 No	5.00	5.00			701	RWSS	
2017-18		Tank pond	Damdarbeda	1	1 No	5.00	5.00			615	RWSS	
2017-18		Cistern	Damdarbeda	2	1 No	1.00	2.00			615	RWSS	
2017-18		Tank pond	Tikrapada-a	1	1 No	5.00	5.00			247	RWSS	
2017-18				Sub Total				111.75				
2017-18				Drinking Water(CCD)				0.00				
2017-18		Infrastructure										
2017-18		Completion of Incomplete CC road	Nadimanjuri	2	100 mtr	5.00	10.00			93	DDA	
2017-18		Completion of Incomplete CC road	Damdarbeda	2	100 mtr	5.00	10.00			615	DDA	
2017-18		Ghat cutting	Damdarbeda	1	100 mtr	3.00	3.00			615	DDA	
2017-18		Culvert	Damdarbeda	1	1 No	5.00	5.00			615	DDA	
2017-18		Ghat cutting	Damdarbeda	1	1 No	3.00	3.00			615	DDA	
2017-18		Guard wall	Damdarbeda	0.6	1 No	4.50	2.70			615	DDA	
2017-18		Completion of Incomplete CC road	Amlibeda	2	1 No	5.00	10.00			408	DDA	

Year	Sector / Sub-Sector	Annual Works Proposed (along with rates)	Name of Village/Hamlet whether the proposed works is to be undertaken	Quantity (where applicable eg. Housing roads etc.)	Unit	Rate per Unit	Financial Target (Rs. In Lakhs)	No. of PVTG Beneficiaries (Male and Female separately where feasible)			Implementing Agency (State Govt./ UT Admn./ NGO)
								Male	Female	Total	
2017-18	Connectivity	Metal Murum road	Amlibeda	0.3	1 No	8.00	2.40			408	DDA
2017-18		Footpath road	Amlibeda	3	1 No	2.00	6.00			408	DDA
2017-18		Pitchu road	Kaning	1	1 No	4.00	4.00			181	DDA
2017-18		Metal Murum road	Kaning	0.5	1 No	8.00	4.00			181	DDA
2017-18		Guard wall	Kaning	0.95	1 No	4.50	4.28			181	DDA
2017-18		Bridge	Amlibeda	1	1 No	3.50	3.50			408	RD Deptt
2017-18		Bridge	Kaning	1	1 No	5.00	5.00			181	RD Deptt
2017-18		Completion of Incomplete CC road	Tikrapada-A	2	1 No	5.00	10.00			247	DDA
2017-18		Metal Murum road	Tikrapada-A	1	1 No	8.00	8.00			247	RD Deptt
2017-18		Metal Murum road	Bayapada	3	1 No	8.00	24.00			192	RD Deptt
2017-18		Culverts	Damdarbeda	2	1 No	5.00	10.00			615	RD Deptt
2017-18		Bridge	Damdarbeda	1	1 No	10.00	10.00			615	RD Deptt
2017-18		Guard wall	Damdarbeda	0.95	1 No	4.50	4.28			615	RD Deptt
2017-18		Metal Murum road	Damdarbeda	2	1 No	8.00	16.00			615	RD Deptt
2017-18		Bridge	Damdarbeda	1	1 No	7.50	7.50			615	RD Deptt
2017-18		Guard wall	Amlibeda	3	1 No	4.50	13.50			408	RD Deptt
2017-18		Completion of Incomplete CC road	Kaning	3	1 No	5.00	15.00			181	RD Deptt
2017-18		Culverts	Kaning	2	1 No	5.00	10.00			181	RD Deptt
2017-18		Culverts	Tikrapada-A	2	1 No	5.00	10.00			247	RD Deptt
2017-18		Bridge	Tikrapada-A	2	1 No	7.50	15.00			247	RD Deptt
2017-18		Guard wall	Tikrapada-A	0.95	1 No	4.50	4.28			247	RD Deptt
2017-18		Completion of Incomplete CC road	Dabuguda	4	1 No	5.00	20.00			150	RD Deptt
2017-18		Culverts	Dabuguda	1	1 No	5.00	5.00			150	RD Deptt
2017-18		Guardwallas	Dabuguda	2	1 No	4.50	9.00			150	RD Deptt
2017-18		Complition of CC road	Bayapada	8	1 No	5.00	40.00			192	RD Deptt
2017-18		Culverts	Bayapada	2	1 No	5.00	10.00			192	RD Deptt

Year	Sector / Sub-Sector	Annual Works Proposed (along with rates)	Name of Village/Hamlet whether the proposed works is to be undertaken	Quantity (where applicable eg. Housing roads etc.)	Unit	Rate per Unit	Financial Target (Rs. In Lakhs)	No. of PVTG Beneficiaries (Male and Female separately where feasible)			Implementing Agency (State Govt./ UT Admn./ NGO)
								Male	Female	Total	
2017-18		Bridge	Bayapada	2	1 No	7.50	15.00			192	RD Deptt
2017-18		Guard wall	Bayapada	5	1 No	5.00	25.00			192	RD Deptt
2017-18		Plat form infront of house	All DDA Villages	50	1 No	0.10	5.00			All DDA Villages	RD Deptt
2017-18		Connectivity ,link road and culvert,Drain,Guard wall	All DDA Villages	1	1 No	5.00	5.00			All DDA Villages	DDA
2017-18		Connectivity ,link road and culvert,Drain,Guardwall	All DDA Villages	1	1 No	10.00	10.00			All DDA Villages	DDA
2017-18			Sub Total				374.43				
2017-18			Connectivity(CCD)				74.375				
2017-18		IAY house	Tabaru	17	1 No	1.00	17.00	17		1 Village	PR Deptt
2017-18		IAY house	Nadimanjuri	11	1 No	1.00	11.00	11		1 Village	PR Deptt
2017-18		IAY house	Maribeda	3	1 No	1.00	3.00	3		1 Village	PR Deptt
2017-18		IAY house	Jantri	7	1 No	1.00	7.00	7		1 Village	PR Deptt
2017-18		IAY house	Ramaguda	2	1 No	1.00	2.00	2		1 Village	PR Deptt
2017-18		IAY house	Angurguda	3	1 No	1.00	3.00	3		1 Village	PR Deptt
2017-18		IAY house	Barlubandha	8	1 No	1.00	8.00	8		1 Village	PR Deptt
2017-18		Construction of Cummunity Center	6 Villages	6	1 No	5.50	33.00	356		6 Villages	DDA
2017-18			Sub Total				84.00				
2017-18			Housing(CCD)				33.00				
2017-18		Solar light (Street light)	Bayapada	7	1	0.50	3.50			192	OREDA & DDA
2017-18		Solar light (Street light)	Oringi	6	1	0.50	3.00			701	OREDA & DDA
2017-18		Solar light (Street light)	Tikrapada-a	3	1	1.00	3.00			247	OREDA & DDA
2017-18		Solar light (Street light)	Kaning	6	1	0.50	3.00			181	OREDA & DDA
2017-18		Solar light (Street light)	Amlibeda	6	1	0.50	3.00			408	OREDA & DDA
2017-18		Solar light (Street light)	Damdarbeda	6	1	0.5	3.00			615	OREDA & DDA

Year	Sector / Sub-Sector	Annual Works Proposed (along with rates)	Name of Village/Hamlet whether the proposed works is to be undertaken	Quantity (where applicable eg. Housing roads etc.)	Unit	Rate per Unit	Financial Target (Rs. In Lakhs)	No. of PVTG Beneficiaries (Male and Female separately where feasible)			Implementing Agency (State Govt./ UT Admn./ NGO)
								Male	Female	Total	
2017-18	Electrification	Solar light (Street light)	Nadimanjuri	3	1	0.3	0.90			93	OREDA & DDA
2017-18		Supply of Solar Home light	Bayapada	20	1	0.05	1.00			20	OREDA & DDA
2017-18		Supply of Solar Home light	Oringi	20	1	0.05	1.00			20	OREDA & DDA
2017-18		Supply of Solar Home light	Tikarapada-a	23	1	0.05	1.15			20	OREDA & DDA
2017-18		Supply of Solar Home light	Kaning	20	1	0.05	1.00			20	OREDA & DDA
2017-18		Supply of Solar Home light	Amlibeda	20	1 No	0.05	1.00			20	OREDA & DDA
2017-18		Supply of Solar Home light	Damdarbeda	20	1 No	0.05	1.00			20	OREDA & DDA
2017-18		Supply of Solar Home light	Nadimanjuri	20	1 No	0.05	1.00			20	OREDA & DDA
2017-18			Sub Total				26.55				
2017-18			Electricity(CCD)				26.55				
2017-18	Sustainable Livelihood Project										
2017-18	Irrigation	Construction of Drain	Ramaguda	2	1	4.00	8.00			31	DDA
2017-18		Construction of Drain	Kodigandhi	3	2	4.00	12.00			10	DDA
2017-18		Construction of Drain	Sanyasiguda	2	2	4.00	8.00			20	DDA
2017-18		Construction of Drain	Totaguda	2	2	4.00	8.00			109	DDA
2017-18		Construction of Drain	Disariguda	2	1	4.00	8.00			88	DDA
2017-18		Construction of Drain	Jantri	2.5	1	4.00	10.00			88	DDA
2017-18		Construction of Drain	Dhakodpadar	3	1	4.00	12.00			240	DDA
2017-18		Cross bund	Damdarbeda	2	1	4.00	8.00			615	DDA
2017-18		Land Development/ Land terracing/ Stone Binding work	Ramaguda	30	1 No	0.20	6.00			31	DDA
2017-18		Land Development/ Land terracing/ Stone Binding work	Kodigandhi	40	1 No	0.20	8.00			10	DDA
2017-18		Land Development/ Land terracing/ Stone Binding work	Sanyasiguda	40	1 No	0.20	8.00			20	DDA
2017-18		Land Development/ Land terracing/ Stone Binding work	Totaguda	50	1 No	0.20	10.00			109	DDA
2017-18		Land Development/ Land terracing/ Stone Binding work	Disariguda	30	1 No	0.20	6.00			88	DDA

Year	Sector / Sub-Sector	Annual Works Proposed (along with rates)	Name of Village/Hamlet whether the proposed works is to be undertaken	Quantity (where applicable eg. Housing roads etc.)	Unit	Rate per Unit	Financial Target (Rs. In Lakhs)	No. of PVTG Beneficiaries (Male and Female separately where feasible)			Implementing Agency (State Govt./ UT Admn./ NGO)
								Male	Female	Total	
2017-18			Sub Total				112.00				
2017-18			Irrigation (CCD)				112.00				
2017-18	Agriculture	Supply of Agricultural Equipments	Angurguda	10	1	0.10	1.00			23	DDA
2017-18		Supply of Agricultural Equipments	Ramaguda	19	1	0.10	1.90			19	DDA
2017-18		Supply of Agricultural Equipments	Maribeda	9	1	0.10	0.90			9	DDA
2017-18		Supply of Agricultural Equipments	Jantri	5	1	0.10	0.50			5	DDA
2017-18		Supply of Agricultural Equipments	Nadimanjuri	4	1	0.10	0.40			4	DDA
2017-18		Supply of Agricultural Equipments	Tabaru	3	1	0.10	0.30			3	DDA
2017-18		Pair of Bullock	Angurguda	10	1	0.30	3.00			10	DDA
2017-18		Pair of Bullock	Ramaguda	1	1	0.30	0.30			1	DDA
2017-18		Pair of Bullock	maribeda	10	1	0.30	3.00			16	DDA
2017-18		Pair of Bullock	jantri	8	1	0.30	2.40			8	DDA
2017-18		Pair of Bullock	Nadimanjuri	13	1	0.30	3.90			13	DDA
2017-18		Pair of Bullock	Tabaru	14	1	0.30	4.20			24	DDA
2017-18		Agricultural Activities	6 SHGs	10	1 No	1.00	10.00		100	60	DDA
2017-18			Sub Total				31.80				
2017-18			Agriculture(CCD)				21.80				
2017-18	Horticulture	Mango plantation/Cashew plantation	All Didayi Villages	10	1 Ac	4.80	48.00			10	DDA
2017-18		Second year maintenance of Mango,Cashew,Banana	All Didayi Villages	20	1 Ac	1.25	25.00			20	DDA
2017-18		New plantation of Didayi area	All Didayi Villages	1	1 Ac	26.00	26.00			20	DDA
2017-18		Construction of Storage for Horticulture materials	Purugumma	15	100 Sq Km	1.00	15.00			All Villagers	DDA
2017-18		Nursery	Bayapada ,Narigjhol	1	1 Ac	15.00	15.00			All Villagers	DDA
2017-18		Mango /Cashew plantation	All Didayi Villages	20	1 Ac	0.12	2.40			20	DDA
2017-18			Sub Total				131.40				
2017-18			Horticulture (CCD)				131.40				

Year	Sector / Sub-Sector	Annual Works Proposed (along with rates)	Name of Village/Hamlet whether the proposed works is to be undertaken	Quantity (where applicable eg. Housing roads etc.)	Unit	Rate per Unit	Financial Target (Rs. In Lakhs)	No. of PVTG Beneficiaries (Male and Female separately where feasible)			Implementing Agency (State Govt./ UT Admn./ NGO)
								Male	Female	Total	
2017-18	Animal Husbandry	Animal Health Camp	8villages	8	1	0.10	0.80			8 Villagers	DDA
2017-18		Supply of Net & Boat	Barlubandha	7	1	0.40	2.80			8	DDA
2017-18		Supply of Net & Boat	Tabaru	31	1	0.40	12.40			31	DDA
2017-18		Supply of Net & Boat	Nadimanjuri	9	1	0.40	3.60			9	DDA
2017-18		Supply of Net & Boat	Jantri	6	1	0.40	2.40			6	Fishery Deptt
2017-18		Supply of Net & Boat	Maribeda	13	1	0.40	5.20			13	Fishery Deptt
2017-18		Supply of Net & Boat	Ramnaguda	2	1	0.40	0.80			2	Fishery Deptt
2017-18			Sub Total				28.00				
2017-18			Animal Husbandry(CCD)				19.60				
2017-18	SHG Development	Provision of Micro Credit support to 04 Nos SHGs	4 SHGs	4	1	1.25	5.00			40	DDA
2017-18		Income Generation through Micro Project	4 SHGs	4	1	1	4.00			All Didayi Villages	DDA
2017-18		Assistance to SHG for livelihood enhancement projects inclding micro enteprise promotion	7 SHGs	7	1 No	1.00	7.00			70	DDA
2017-18			Sub Total				16.00				
2017-18			SHG Development(CCD)				9.00				
2017-18	Land Development	Land Development, Land reclamation, terracing	10 Villages	70	1 No	0.20	14.00			70	DDA
2017-18		Land terracing	10 Villages	35	1 No	0.20	7.00			35	DDA
2017-18		Stone-wall Bunding	10 Villages	44	1 No	0.20	8.80			44	DDA
2017-18			Sub Total				29.80				
2017-18			Land Development (CCD)				29.80				
2017-18	Market Linking	Repair of Market Pindi	Naringijhola	1	1	2.8	2.80			220	DDA
2017-18		New storage Godown at Kudumulgumma	Kudumulgumma	1	1	5	5.00			All Villagers	DDA
2017-18			Sub Total				7.80				
2017-18			Market linking(CCD)				7.80				

Year	Sector / Sub-Sector	Annual Works Proposed (along with rates)	Name of Village/Hamlet whether the proposed works is to be undertaken	Quantity (where applicable eg. Housing roads etc.)	Unit	Rate per Unit	Financial Target (Rs. In Lakhs)	No. of PTG Beneficiaries (Male and Female separately where feasible)			Implementing Agency (State Govt./ UT Admn./ NGO)
								Male	Female	Total	
2017-18	Social Security	Renewal of JBY	All Didayi Villages	400	1	0.005	2.00			400	DDA
2017-18		Health Insurance	All Didayi Villages	1321	1	0.01	13.21			1321	DDA
2017-18			Sub Total				15.21				
2017-18			Social Security(CCD)				15.21				
2017-18	Capacity Building	Selection of youth for training under Mobile,Tailoring, Broom Making, Masonry and Computer Operation	Reputed ITI Training Center			14.52	14.52			Selected Villagers	DDA
2017-18			Sub Total				14.52				
2017-18			Capacity Building(CCD)				14.52				
2017-18		Conservation of Culture									
2017-18		Maintenance and Management of Museum	Purunagumma	1	1 Nos	6.00	6.00	111	118	229	DDA
2017-18		Construction of Cultural Mandap	Purunagumma	1	1 Nos	6.00	6.00	111	118	229	DDA
2017-18		Construction of Cultural Mandap	Muduliguda	2	1 Nos	2.00	4.00	259	162	521	DDA
2017-18		Conversion of MPSC as information centre	37 Villages	1	1 Nos	2.04	2.04			37 Villages	DDA
2017-18		Awareness Camp	37 Villages	1	1 Nos	3.10	3.10			37 Villages	DDA
2017-18		Supply of Musical instruments	37 Villages	1	32 Nos	7.20	7.20			37 Villages	DDA
2017-18		Organisation of work shop	37 Villages	1		1.00	1.00			37 Villages	DDA
2017-18		•Development of primers in local language	37 Villages	1	1 No	2.00	2.00			37 Villages	DDA
2017-18		Construction of village entrance gates in ethnic style	2 Villages	2	2 nos	2.00	4.00			37 Villages	DDA
2017-18		Sponsoring of cultural troupes for District / State/ National prog	All Villages	1	1 No	3.00	3.00			37 Villages	DDA
2017-18		Exposure visit to other Micro Project area	All Villages	1	1 no	2.00	2.00			37 Villages	DDA
2017-18		Annual Tribal Sports at Micro Project level to identify the PTG sports person	All Villages	1	1 no	2.00	2.00			37 Villages	DDA

Year	Sector / Sub-Sector	Annual Works Proposed (along with rates)	Name of Village/Hamlet whether the proposed works is to be undertaken	Quantity (where applicable eg. Housing roads etc.)	Unit	Rate per Unit	Financial Target (Rs. In Lakhs)	No. of PVTG Beneficiaries (Male and Female separately where feasible)			Implementing Agency (State Govt./ UT Admn./ NGO)	
								Male	Female	Total		
2017-18			Sub Total				42.34					
2017-18			Conservation of Culture(CCD)				42.34					
2017-18		Project Management										
2017-18		Project Management	Monitoring & Evaluation expenses	Kudumulugumma	1	1 No	2.67	2.67			All37 Villages	DDA
2017-18			Remuneration of MPWs	7 Nos	7	1 No	0.60	4.20			7	DDA
2017-18			Remuneration of MPWs (D.A)	7 Nos	7	1 No	0.12	0.84			7	DDA
2017-18			DEOs	Kudumulugumma	2	1 No	1.32	2.64			All37 Villages	DDA
2017-18			ASCO & JE	Kudumulugumma	2	1 No	1.8	3.60			All37 Villages	DDA
2017-18			Retired Peon (Group- D)	Kudumulugumma	1	1 No	0.848	0.85			All37 Villages	DDA
2017-18			Watchman (Group- D)	Kudumulugumma	2	1 No	1.096	2.19			All37 Villages	DDA
2017-18			Transportation cost of Microproject (ASCO/JE & Micro Project Staff)	Kudumulugumma	4	1 No	0.36	1.44			All37 Villages	DDA
2017-18			Mid Term Evaluation	Kudumulugumma	1	1 No	0.3	0.30			All37 Villages	State Govt.
2017-18				Sub Total				18.73				
2017-18			Project Management (CCD)				3.51					
2017-18			Grand Total				1279.36					
2017-18			Grand Total (CCD)				697.99					

Funding Source
13
CCD
CCD
CCD
CCD
CCD
CCD
CCD
CCD
CCD
CCD
CCD
CCD
CCD
CCD
CCD
CCD
CCD
CCD
CCD
CCD
CCD
CCD
CCD
CCD
CCD

Funding Source
ITDA
CCD
Article 275 (1)
CCD
MOTA
CCD
MOTA
CCD
MOTA
CCD
CCD
MOTA
CCD
CCD
MOTA
CCD
MOTA
CCD
MOTA
CCD
MOTA
CCD
MOTA

Funding Source
CCD
MOTA
CCD
MOTA
CCD
MOTA
MOTA
MOTA
CCD
CCD
MOTA
CCD
MOTA
CCD
CCD
CCD
MOTA
CCD
MOTA
Article 275 (1)
Article 275 (1)
Article 275 (1)
CCD
CCD
CCD

Funding Source
CCD
CCD
CCD
CCD
CCD
CCD
CCD
CCD
CCD
(H&FW)UNICEF
(H&FW)UNICEF
(H&FW)UNICEF
(H&FW)UNICEF

Funding Source
(H&FW)UNICEF
(H&FW)UNICEF
RD Deptt
RD Deptt
RD Deptt
RD Deptt
RD Deptt
RD Deptt
RD Deptt
RD Deptt
RD Deptt
RD Deptt
RD Deptt
RD Deptt
RD Deptt
RD Deptt
RD Deptt
RD Deptt
RD Deptt
RD Deptt
RD Deptt
RD Deptt

Funding Source
RD Deptt
RD Deptt
RD Deptt
RD Deptt
RD Deptt
RD Deptt
RD Deptt
RD Deptt
RD Deptt
RD Deptt
RD Deptt
RD Deptt
RD Deptt
RD Deptt
RD Deptt
RD Deptt
RD Deptt
RD Deptt
RD Deptt
RD Deptt
CCD
CCD
CCD
CCD
CCD
CCD
CCD
CCD

Funding Source
CCD
CCD
CCD
CCD
CCD
RD Deptt
RD Deptt
CCD
RD Deptt
RD Deptt
RD Deptt
RD Deptt
RD Deptt
RD Deptt
RD Deptt
RD Deptt
RD Deptt
RD Deptt
RD Deptt
RD Deptt
RD Deptt
RD Deptt
RD Deptt
RD Deptt
RD Deptt
RD Deptt
RD Deptt

Funding Source
RD Deptt
RD Deptt
RD Deptt
Article 275 (1)
SCA TO TSP
PR Deptt
PR Deptt
PR Deptt
PR Deptt
PR Deptt
PR Deptt
PR Deptt
PR Deptt
CCD
CCD
CCD
CCD
CCD
CCD
CCD
CCD

Funding Source
CCD
CCD
CCD
CCD
CCD
CCD
CCD
CCD
CCD
CCD
CCD
CCD
CCD
CCD
CCD
CCD
CCD
CCD
CCD
CCD
CCD
CCD
CCD
CCD
CCD
CCD

Funding Source
CCD
CCD
CCD
CCD
CCD
CCD
CCD
CCD
CCD
CCD
CCD
CCD
CCD
CCD
SCA to TSP
CCD
CCD
CCD
CCD
CCD
CCD
CCD

Funding Source
CCD
CCD
CCD
CCD
Fishery Deptt
Fishery Deptt
Fishery Deptt
CCD
CCD
SCA to TSP
CCD
CCD
CCD
CCD
CCD

Funding Source
CCD
CCD
CCD
CCD
CCD
CCD
CCD
CCD
CCD
CCD
CCD
CCD
CCD
CCD
CCD
CCD
CCD

Funding Source
CCD
OPELIP
CCD
OPELIP
OPELIP
OPELIP
OPELIP
OPELIP
OPELIP
OPELIP

**PVTG-wise Annual Development Plan for the Five Year Plan
(Based on Priorities indicated in Part-VI)
(A) Year-2018-19**

(DIDAYI DEVELOPMENT AGENCY, KUDUMULUGUMMA, MALKANGIRI DISTRICT, ODISHA)

Year	Sector / Sub-Sector	Annual Works Proposed (along with rates)	Name of Village/Hamlet whether the proposed works is to be undertaken	Quantity (where applicable eg. Housing roads etc.)	Unit	Rate per Unit	Financial Target (Rs. In Lakhs)	No. of PVTG Beneficiaries (Male and Female separately where feasible)		
								Male	Female	Total
1	2	3	4	5	6	7	8	9	10	11
2018-19	Social Sector									
2018-19	Education	Boys' Education Complex								
2018-19		Maintenance of existing Boys' Educational complex	Muduliguda	1	1 No	2.00	2.00	250		250
2018-19		Building Repair and maintenance	Muduliguda	1	1	2.00	2.00	250		250
2018-19		Maintenance Allowance including mess charges	Muduliguda	250	1	0.08	20.00	250		250
2018-19		Provision of three pairs of dress to about 200 students in Boys' Edu. Complex	Muduliguda	250	1	0.009	2.25	250		250
2018-19		Cash stipend for availing tuition / coaching per primary students	Muduliguda	250	1	0.012	3.00	250		250
2018-19		Course Book, stationaries and other educational matters	Muduliguda	250	1	0.006	1.50	250		250
2018-19		Exam Fees	Muduliguda	250	1	0.0005	0.13	250		250
2018-19		Honorarium for full time teacher	Muduliguda	8	1	0.912	7.30			8
2018-19		Honorarium for Accountant	Muduliguda	1	1	0.84	0.84			1
2018-19		Honorarium for Cooks	Muduliguda	5	1	0.6936	3.47			5
2018-19		Honorarium for Watchmen	Muduliguda	2	1	0.6936	1.39			2
2018-19		Honorarium for Sweeper	Muduliguda	2	1	0.6936	1.39			2
2018-19		Honorarium for Peon	Muduliguda	1	1	0.6936	0.69			1
2018-19		Vocational/Skill development Training	Muduliguda	250	1	0.004	1.00			200
2018-19		Electricity and Water Charges	Muduliguda	1	1	1.20	1.20			200
2018-19		Medical Care/ Contingency	Muduliguda	250	1	0.0075	1.88			200
2018-19		Health Care (Hospitalization, visit of Doctors,annual health check up etc)	Muduliguda	250	1	0.005	1.25			200
2018-19		Miscellaneous including Toiletries	Muduliguda	250	1	0.006	1.50			200
2018-19		PTA/ Sports Function/ Cultural function	Muduliguda	250	1	0.0015	0.38			200
2018-19		Tour/ Campus	Muduliguda	250	1	0.02	5.00			200

Year	Sector / Sub-Sector	Annual Works Proposed (along with rates)	Name of Village/Hamlet whether the proposed works is to be undertaken	Quantity (where applicable eg. Housing roads etc.)	Unit	Rate per Unit	Financial Target (Rs. In Lakhs)	No. of PVTG Beneficiaries (Male and Female separately where feasible)		
								Male	Female	Total
2018-19		Incentives to each Boy student to meet their day to day requirement	Muduliguda	250	1	0.012	3.00			200
2018-19			Sub Total				61.15			
2018-19			Boys' Education Complex (CCD)				61.15			
2018-19		Girls' Education Complex								
2018-19		Building repair & maintenance of Girls' Education Complex (DA)	Nandiniguda	1	1 No	2.00	2.00		250	250
2018-19		Building repair & maintenance of Girls' Education Complex	Nandiniguda	1	1 No	0.36	0.36		250	250
2018-19		Maintenance Allowance including mess charges (DA)	Nandiniguda	250	1 No	0.010	2.50		250	250
2018-19		Maintenance Allowance including mess charges	Nandiniguda	250	1 No	0.075	18.75		250	250
2018-19		Provision of three pairs of dress to about 250 students Girls' Edu. Complex (DA)	Nandiniguda	250	3 No	0.003	0.75		250	250
2018-19		Provision of three pairs of dress to about 250 students Girls' Edu. Complex	Nandiniguda	250	3 No	0.009	2.25		250	250
2018-19		Cash stipend for availing tuition / coaching per Primary Students (DA)	Nandiniguda	150	1 No	0.010	1.50		150	150
2018-19		Cash stipend for availing tuition / coaching per Upper Primary Students (DA)	Nandiniguda	100	1 No	0.020	2.00		100	100
2018-19		Supply of reading writing, games and sports materials ' Educaton Complex	Nandiniguda	250	1 No	0.006	1.50		250	250
2018-19		Supply of reading writing, games and sports materials in Girls' Educaton Complex(DA)	Nandiniguda	250	1 No	0.006	1.50		250	250
2018-19		Examination fees (DA)	Nandiniguda	250	1 No	0.0005	0.125		250	250
2018-19		Examination fees	Nandiniguda	250	1 No	0.0005	0.125		250	250
2018-19		Honorarium for full time teacher (DA)	Nandiniguda	11	1 No	0.312	3.432			11
2018-19		Honorarium for full time teacher	Nandiniguda	11	1 No	0.60	6.60			11
2018-19		Honorarium for Accountant (DA)	Nandiniguda	1	1 No	0.42	0.42			1
2018-19		Honorarium for Accountant	Nandiniguda	1	1 No	0.42	0.42			1

Ed

Year	Sector / Sub-Sector	Annual Works Proposed (along with rates)	Name of Village/Hamlet whether the proposed works is to be undertaken	Quantity (where applicable eg. Housing roads etc.)	Unit	Rate per Unit	Financial Target (Rs. In Lakhs)	No. of PVTG Beneficiaries (Male and Female separately where feasible)		
								Male	Female	Total
2018-19	ucation	Honorarium for Watchmen (DA)	Nandiniguda	1	1 No	0.5376	0.538			1
2018-19		Honorarium for Watchmen	Nandiniguda	1	1 No	0.156	0.156			1
2018-19		Honorarium for Sweeper (DA)	Nandiniguda	2	1 No	0.5376	1.075			2
2018-19		Honorarium for Sweeper	Nandiniguda	2	1 No	0.156	0.312			2
2018-19		Honorarium for Peon (DA)	Nandiniguda	2	1 No	0.5136	1.027			2
2018-19		Honorarium for Peon	Nandiniguda	2	1 No	0.18	0.36			2
2018-19		Honorarium for Cooks (DA)	Nandiniguda	5	1 No	0.5136	2.568			5
2018-19		Honorarium for Cooks	Nandiniguda	5	1 No	0.180	0.90			5
2018-19		Vocational / Skill Development Training	Nandiniguda	250	1 No	0.004	1.00		250	50
2018-19		Electricity and Water chrges	Nandiniguda	1	1 No	0.60	0.60		250	250
2018-19		Electricity and Water chrges (DA)	Nandiniguda	1	1 No	1.20	1.20		250	250
2018-19		Medical Care/ Contingency (DA)	Nandiniguda	1	1 No	0.90	0.90		250	250
2018-19		Medical Care/ Contingency	Nandiniguda	1	1 No	1.875	1.875		250	250
2018-19		Health care (Hospitalization, visit of doctors, annual health check up etc) (DA)	Nandiniguda	1	1 No	0.60	0.60		250	250
2018-19		Health care (Hospitalization, visit of doctors, annual health check up etc)	Nandiniguda	1	1 No	1.25	1.25		250	250
2018-19		Miscellaneous including toiletries etc (DA)	Nandiniguda	150	1 No	0.002	0.30		150	150
2018-19		Miscellaneous including toiletries etc (DA)	Nandiniguda	100	1 No	0.0026	0.26		100	100
2018-19		PTA/ Sports Function/ Cultural function	Nandiniguda	250	1 No	0.0015	0.375		250	250
2018-19		Tour / Campus (DA)	Nandiniguda	250	1 No	0.02	5.00		250	250
2018-19		Incentives to each girl student to meet their day to day requirement	Nandiniguda	250	1 No	0.012	3.00		250	250
2018-19			Sub Total				67.53			
2018-19			Girls' Education Complex (CCD)				27.70			

Year	Sector / Sub-Sector	Annual Works Proposed (along with rates)	Name of Village/Hamlet whether the proposed works is to be undertaken	Quantity (where applicable eg. Housing roads etc.)	Unit	Rate per Unit	Financial Target (Rs. In Lakhs)	No. of PVTG Beneficiaries (Male and Female separately where feasible)			
								Male	Female	Total	
2018-19	Edu	Gyana Mandir									
2018-19		Provision for supply of reading & writing materials	7 Villages	7	1 No	0.30	2.10			50	
2018-19		Maintenance of Gyan Mandir	7 Villages	7	1 No	2.00	14.00			50	
2018-19			Sub Total					16.10			
2018-19			Gyan Mandir(CCD)					16.10			
2018-19			Education Sub Total					144.78			
2018-19			Education (CCD)					104.94			
2018-19	Heath & Nutrition	Organisation of Health camp	30 Nos	37	1 No	0.30	11.10			All Villagers	
2018-19		Supply of medicines, diet and reimbrusment of medicines(including) Ayurvedic consoltancy	All Villages	1	1 No	5.30	5.30			All Villagers	
2018-19		Transportation of serious, wounded patients for treatment	All Villages	1	1 No	5.00	4.50			All Villagers	
2018-19		Organisation of Special T.B identification camp / eye camp.	All Villages	1	1 Nos	1.00	1.00			Whole BDA area	
2018-19		Maintanance of Ambulance	Nilapari	1	1 No	3.00	3.00			All Villagers	
2018-19		Herbal Garden	2 Villages	3	1 No	1.00	3.00			All Villagers	
2018-19		Remuneration of Ambulance Driver	All Villages	1	1 No	1.00	1.00			All Villagers	
2018-19		Reprinting of Sickle Cell School Health Card	All Villages	1	100	0.4	0.44			All Villagers	
2018-19		Development of habitat clearing of village sourrounding, drainage system, compost pit, improvement of street/ footpath (Bush cutting)	30 Villages	37	1 No	0.50	18.50			All Villagers	
2018-19		Monthly Review of Micro Projects by the Collector	All Villages	12	12	0.005	0.06			All Villages	
2018-19		Yearly Sickle Cell Screening of all children (0-14Years)	All Villages	200	200	0.001	0.20			All Villages	

Year	Sector / Sub-Sector	Annual Works Proposed (along with rates)	Name of Village/Hamlet whether the proposed works is to be undertaken	Quantity (where applicable eg. Housing roads etc.)	Unit	Rate per Unit	Financial Target (Rs. In Lakhs)	No. of PVTG Beneficiaries (Male and Female separately where feasible)		
								Male	Female	Total
2018-19	Health & Nutrition	Project level Training of Officials and Field Functionaries (Health & ICDS, SC & STs) Women SHGs on improving Women's Nutrition (SWABHIMAAN) -2 days	All Villages	25	25	0.008	0.20			All Villages
2018-19		Half Yearly Third Party Monitoring of Key PVTG Development Indicators , Sharing of findings and action plan finalisation	All Villages		LS	LS	0.50			All Villages
2018-19		Project level Refresher Training on Innovative IPC tools for Improving infant & Young child Feeding Practices (Orientation of Front Line Workers on Counselling techniques and child Feeding Practices). - 2 days	All Villages	30	30	0.008	0.24			Micro Project (UNICEF Supported)
2018-19			Sub Total				49.04			
2018-19			Health(CCD)				48.04			
2018-19	Drinking water & Sanitation	Well	Purunagumma	1	1	1.00	1.00			229
2018-19		Well	Kodigandh	1	1	1.00	1.00			10
2018-19		Well	Ramaguda	1	1	1.00	1.00			31
2018-19		Well	Disariguda	1	1	1.00	1.00			88
2018-19		Pipe water	Kodigandhi	1	1	4.00	4.00			10
2018-19		Pipe water	Ramaguda	1	1	4.00	4.00			31
2018-19		Pipe water	Disariguda	1	1	4.00	4.00			88
2018-19		Cistern	Purunagumma	1	1	1.00	1.00			229
2018-19		Cistern	Kodigandhi	1	1	1.00	1.00			10
2018-19		Cistern	Ramaguda	1	1	1.00	1.00			31
2018-19		Cistern	Khajuriguda	1	1	1.00	1.00			194
2018-19		River Stream	Khajuriguda	1	1	1.00	1.00			194
2018-19		River Stream	Disariguda	1	1	1.00	1.00			88
2018-19		Cistern	Ghisghbeda	2	1	1.00	2.00			307
2018-19		Cistern	Disariguda	1	1	1.00	1.00			88
2018-19		Tube well	Bataguda	1	1	1.25	1.25			146
2018-19		Cross band	Disariguda	1	1	0.50	0.50			88

Year	Sector / Sub-Sector	Annual Works Proposed (along with rates)	Name of Village/Hamlet whether the proposed works is to be undertaken	Quantity (where applicable eg. Housing roads etc.)	Unit	Rate per Unit	Financial Target (Rs. In Lakhs)	No. of PVTG Beneficiaries (Male and Female separately where feasible)		
								Male	Female	Total
2018-19	nit ati on	Cross band	Khajuriguda	1	1	0.50	0.50			194
2018-19		Cross band	Ramaguda	1	1	0.50	0.50			31
2018-19		Cross band	Kodigandhi	1	1	0.50	0.50			10
2018-19		Tube well	Purunagumma	1	1	1	1.00			229
2018-19		Tube well	Kodigandhui	1	1	1.25	1.25			10
2018-19		Tube well	Ramaguda	1	1	1.25	1.25			31
2018-19		Tube well	Khajuriguda	1	1	1.25	1.25			194
2018-19		Tube well	Ghisinghbeda	1	1	1.25	1.25			307
2018-19		Tube well	Disariguda	1	1	1.25	1.25			88
2018-19		Tank pond	Purunagumma	1	1	5.00	5.00			229
2018-19		Tank pond	Kodigandhi	1	1	5.00	5.00			10
2018-19		Tank pond	Ramaguda	1	1	5.00	5.00			31
2018-19		Tank pond	Khajuriguda	1	1	5.00	5.00			194
2018-19		Tank pond	Ghisinghbeda	1	1	5.00	5.00			307
2018-19		Tank pond	Disariguda	1	1	5.00	5.00			88
2018-19			Sub Total				65.50			
2018-19			Drinking Water & Sanitation(CCD)				0.00			
2018-19		Infrastructure								
2018-19		Completion of CC road	Disariguda	2	100 mtr	5.00	10.00			88
2018-19		Metal Murum Road	Disariguda	1	1 No	8.00	8.00			88
2018-19		Metal Murum Road	Khajuriguda	1	1 No	8.00	8.00			194
2018-19		Footpath Road	Khajuriguda	2	1 No	2.00	4.00			194
2018-19		Water way	Khajuriguda	1	1 No	2.00	2.00			194
2018-19		Guardwall	Khajuriguda	0.95	1 No	4.50	4.28			194
2018-19		Metal Murum road	Ramaguda	0.5	1 No	8.00	4.00			31
2018-19		Footpath Road	Ramaguda	1	1 No	2.00	2.00			31
2018-19		Water way	Ramaguda	0.5	1 No	2.00	1.00			31
2018-19		Culverts	Ramaguda	1	1 No	5.00	5.00			31
2018-19		Guardwall	Ghisinghbeda	0.95	1 No	4.50	4.28			307
2018-19		Guardwall	Kodigandhi	0.95	1 No	4.50	4.28			10

Year	Sector / Sub-Sector	Annual Works Proposed (along with rates)	Name of Village/Hamlet whether the proposed works is to be undertaken	Quantity (where applicable eg. Housing roads etc.)	Unit	Rate per Unit	Financial Target (Rs. In Lakhs)	No. of PVTG Beneficiaries (Male and Female separately where feasible)		
								Male	Female	Total
2018-19		Guardwall	Ramaguda	0.95	1 No	4.50	4.28			31
2018-19		Plat form in front of house	All Didayi Villages	50	1 No	0.10	5.00			50
2018-19		Completion of CC road	Bataguda	2	100 mtr	5.00	10.00			146
2018-19		Metal Murum Road	Kodigandhi	1	1 No	8.00	8.00			10
2018-19		Culverts	Bataguda	1	1 No	3.50	3.50			146
2018-19		Footpath Road	Bataguda	1	1 No	2.00	2.00			146
2018-19		Water way	Kodigandhi	1	1 No	2.00	2.00			10
2018-19		Culverts	Kodigandhi	1	1 No	3.50	3.50			10
2018-19		Culverts	Disariguda	1	1 No	5.00	5.00			88
2018-19	Co nn ecti vit y	Metal Murum Road	Ghisingbeda	1	1 No	8.00	8.00			307
2018-19		Ghat cutting	Ghisingbeda	1	1 No	1.00	1.00			307
2018-19		Guardwall	Disariguda	0.95	1 No	4.50	4.28			88
2018-19		Completion CC road	Ghisingbeda	2	100 mtr	5.00	10.00			307
2018-19		Footpath Road	Disariguda	3	1 No	2.00	6.00			88
2018-19		Bridge	Disariguda	2	1 No	7.50	15.00			88
2018-19		Water way	Ghisingbeda	2	1 No	2.00	4.00			307
2018-19		Completion of CC road	Ramaguda	3	100 mtr	5.00	15.00			31
2018-19		Bridge	Ramaguda	1	1 No	15.00	15.00			31
2018-19		Completion of CC road	Kodigandhi	6	100 mtr	5.00	30.00			10
2018-19		Bridge	Kodigandhi	1	1 No	7.50	7.50			10
2018-19		Completion of CC road	Purunagumma	4	100 mtr	5.00	20.00			229
2018-19		Culverts	Khajuriguda	1	1 No	5.00	5.00			194
2018-19		Culverts	Ghisingbeda	2	1 No	5.00	10.00			307
2018-19		Bridge	Ghisingbeda	1	1 No	7.50	7.50			307
2018-19		Completion of CC road	Khajuriguda	8	100 mtr	5.00	40.00			194
2018-19		Bridge	Khajuriguda	1	1 No	10.00	10.00			194
2018-19		Culverts	Purunagumma	1	1 No	5.00	5.00			229
2018-19		Bridge	Purunagumma	1	1 No	7.50	7.50			229
2018-19		Guardwall	Purunagumma	0.95	1 No	4.50	4.28			229
2018-19		Metal Murum Road	Bataguda	3	1 No	8.00	24.00			146

Year	Sector / Sub-Sector	Annual Works Proposed (along with rates)	Name of Village/Hamlet whether the proposed works is to be undertaken	Quantity (where applicable eg. Housing roads etc.)	Unit	Rate per Unit	Financial Target (Rs. In Lakhs)	No. of PVTG Beneficiaries (Male and Female separately where feasible)		
								Male	Female	Total
2018-19		Bridge	Bataguda	1	1 No	7.50	7.50			146
2018-19		Guardwall	Bataguda	0.95	1 No	4.50	4.28			146
2018-19		Connectivity ,link road and culvert,Drain,Guard wall	All Didayi Villages	1	1 No	5.00	5.00			All Didayi Villages
2018-19		Connectivity ,link road and culvert,Drain,Guard wall	All Didayi Villages	1	1 No	5.00	5.00			All Didayi Villages
2018-19			Sub Total				370.93			
2018-19			Connectivity(CCD)				87.600			
2018-19		Const. of community Center	Bataguda/Dhakodpad	6	1 No	6.20	37.20			6
		IAY house	Amlibeda	26	1 No	1.04	27.04			25
2018-19		IAY house	Dhakodpadar	22	1 No	1.04	22.88			22
2018-19		IAY house	Sanyasiguda	3	1 No	1.04	3.12			3
2018-19		IAY house	Arlingpada	4	1 No	1.04	4.16			4
2018-19		IAY house	Muduliguda	26	1 No	1.04	27.04			26
2018-19		IAY house	Oringi	55	1 No	1.04	57.20			55
2018-19		IAY house	Kantamanjuri	5	1 No	1.04	5.20			5
2018-19	Hou	Creation of infrastructure	Didayi village	7	1 No	1.00	7.00			1
2018-19			Sub Total				190.84			
2018-19			Housing (CCD)				37.20			
2018-19		Solarlight (Street light)	Bataguda	3	1 No	1.00	3.00			146
2018-19		House light	Bataguda	278	1 No	0.05	13.90			41
2018-19		Solarlight (Street light)	Purunagumma	3	1 No	1.00	3.00			229
2018-19		Solarlight (Street light)	Kodigandhi	2	1 No	1.00	2.00			2
		Solarlight (Street light)	Ramaguda	2	1 No	0.50	1.00			31
2018-19		Solarlight (Street light)	Khajuriguda	5	1 No	0.50	2.50			194
2018-19		Solarlight (Street light)	Ghisnighbeda	5	1 No	0.5	2.50			307
2018-19		Solarlight (Street light)	Disariguda	3	1 No	0.3	0.90			88
2018-19			Sub Total				28.80			
2018-19			Electrification(CCD)				28.80			
2018-19		Sustainable Livelihood Project								

Year	Sector / Sub-Sector	Annual Works Proposed (along with rates)	Name of Village/Hamlet whether the proposed works is to be undertaken	Quantity (where applicable eg. Housing roads etc.)	Unit	Rate per Unit	Financial Target (Rs. In Lakhs)	No. of PVTG Beneficiaries (Male and Female separately where feasible)		
								Male	Female	Total
2018-19	Irrigation	Drain	Arlingpada	2	1 No	5.00	10.00			56
2018-19		Construction of community tank	DDA Area	12	1 No	6.00	72.00			12
2018-19		Construction of field canal at 5 nos of village	Tikarapada A ,karkaguda,Gandhi	5	1 No	5.00	25.00			DDA Villages
2018-19		Drain	Ndimanjuri	1.5	1 No	5.00	7.50			93
2018-19		Drain	Kantamanjuri	1.5	1 No	5.00	7.50			102
2018-19			Sub Total				122.00			
2018-19			Irrigation(CCD)				122.00			
2018-19	Agriculture	Supply of Niger,Groundnut,Black gram,Ragi	Kantamanjuri	20	1 No	0.01	0.10			2
2018-19			Arlingpada	35	1 No	0.01	0.18			4
2018-19			Sanyasiguda	35	1 No	0.01	0.18			4
2018-19			Dhakodpadar	40	1 No	0.01	0.20			28
2018-19			Amlibeda	40	1 No	0.01	0.20			39
2018-19		Supply of Agricultural Equipments	Kantamanjuri	2	1 No	0.10	0.20			2
2018-19		Supply of Agricultural Equipments	Arlingpada	4	1 No	0.10	0.40			4
2018-19		Supply of Agricultural Equipments	Sanyasiguda	4	1 No	0.10	0.40			4
2018-19	Agriculture	Supply of Agricultural Equipments	Dhakodpadar	23	1 No	0.10	2.30			28
2018-19		Supply of Agricultural Equipments	Amlibeda	35	1 No	0.10	3.50			39
2018-19		Palr of Bullock	Kantamanjuri	10	1 No	0.30	3.00			12
2018-19		Palr of Bullock	Orringi	7	1 No	0.30	2.10			8
2018-19		Palr of Bullock	Muduliguda-A	13	1 No	0.30	3.90			21
2018-19		Palr of Bullock	Sanyasiguda	2	1 No	0.30	0.60			2
2018-19		Palr of Bullock	Dhakodpadar	12	1 No	0.30	3.60			28
2018-19		Palr of Bullock	Amlibeda	11	1 No	0.30	3.30			11
2018-19		Agricultural Activities	All Didayi Villages	1	1 No	5.00	5.00			1 Household
2018-19			Sub Total				29.15			
2018-19			Agriculture(CCD)				24.15			

Year	Sector / Sub-Sector	Annual Works Proposed (along with rates)	Name of Village/Hamlet whether the proposed works is to be undertaken	Quantity (where applicable eg. Housing roads etc.)	Unit	Rate per Unit	Financial Target (Rs. In Lakhs)	No. of PVTG Beneficiaries (Male and Female separately where feasible)		
								Male	Female	Total
2018-19	Horticulture	Mango plantation/Cashew plantation	All Didayi Villages	25	1Ac	0.48	12.00			All Didayi Villages
2018-19		Second year maintenance of Mango,cashew,banana	All Didayi Villages	20	1Ac	2.60	52.00			All Didayi Villages
2018-19		New plantation of Didayi area	All Didayi Villages	15	1Ac	3.50	52.50			All Didayi Villages
2018-19		Construction of Storage for Horticultural Products	Purugumma	10	1Ac	1.50	15.00	111	118	229
2018-19		Nursery	Bayapada ,Narigjhola	5	1Ac	1.70	8.50			All Didayi Villages
2018-19		Sub Total					140.00			
2018-19		Horticulture(CCD)					140.00			
2018-19	Animal Husbandry	Animal Health Camp	9 villages	9	1 No	0.10	0.90			
2018-19		Supply of Net & Boat	Dhakodpadar	18	1 No	0.40	7.20			17
2018-19		Goatery	Kantamanjuri	4	1 No	0.02	0.08			4
2018-19		Supply of Net & Boat	Arlingpada	6	1 No	0.40	2.40			6
2018-19		Supply of Net & Boat	Sanyasiguda	5	1 No	0.40	2.00			4
2018-19		Goatery	Amlibeda	13	1 No	0.25	3.25			9
2018-19		Poultry	Sanyasiguda	2	1 No	0.6500	1.30			2
2018-19		Goatery	Sanyasiguda	4	1 No	0.02	0.08			4
2018-19		Goatery	Muduliguda -A`	25	1 No	0.02	0.50			25
2018-19		Goatery	Oringi	10	1 No	0.02	0.20			9
2018-19		Net and boat	Kantamanjuri	10	1 No	0.40	4.00			10
2018-19		Poultry farm	Kantamanjuri	1	1 No	10.00	10.00			1
2018-19			Sub Total					31.91		
2018-19		Animal Husbandry (CCD)					21.91			
2018-19	S.H.G Development	Subsidy to 04 Nos of SHG for Business loan	04 Nos of SHG	5	1 No	1.1	5.50			All Didayi Villages
2018-19		SHG Building at Karkaguda	1 No of SHG	1	1 No	5	5.00			All Didayi Villages
2018-19		Assistance to SHGs	04 SHGs	4	1 No	1.1	4.40			All Didayi Villages
2018-19		Skill Development Training	to PVTG	1	1 No	5	5.00			All Didayi Villages

Year	Sector / Sub-Sector	Annual Works Proposed (along with rates)	Name of Village/Hamlet whether the proposed works is to be undertaken	Quantity (where applicable eg. Housing roads etc.)	Unit	Rate per Unit	Financial Target (Rs. In Lakhs)	No. of PVTG Beneficiaries (Male and Female separately where feasible)		
								Male	Female	Total
2018-19			Sub Total				19.90			
2018-19			SHG Development(CCD)				10.50			
2018-19		Ghat cutting	Tikarapada-B	6	1 No	1.00	6.00			183
2018-19		Ghat cutting	Naringjholra	1	1 No	1.00	1.00			198
2018-19		Ghat cutting	Orapadar	2	1 No	1.00	2.00			375
2018-19		Ghat cutting	Ramaguda	2	1 No	1.00	2.00			31
2018-19		Ghat cutting	Kodigandhui	2	1 No	1.00	2.00			10
2018-19		Ghat cutting	Sanuyasiguda	3	1 No	1.00	3.00			20
2018-19	Land Development	land development with Both side stone packing	Tikarapada a,Karkaguda,Totaguda,Dabuguda ,Kontamanjuri,Gising beda	20	1 No	0.90	18.00			20
2018-19		Ghat cutting	Totaguda	1	1 No	1.00	1.00			109
2018-19			Sub Total				35.00			
2018-19			Land Development(CCD)				35.00			
2018-19	Market Link	Construction of Market Pindi	Ramaguda	1	1 No	4.5	4.50			31
2018-19		Construction of Market Pindi	Orapadar	1	1 No	4	4.00			375
2018-19		Construction of rural Hat	Nilapari	1	1 No	5	5.00			201
2018-19			Sub Total				13.50			
2018-19			Market Link(CCD)				8.50			
2018-19	Social Security	Renewal of JBY	All PVTG Villages	500	1 No	0.01	2.50			500
2018-19		Health Insurance	All PVTG Villages	1828	1 No	0.001	1.83			1821
2018-19		Natural Calamity	All PVTG Villages	1	1 No	12.48	12.48			All PVTG Area
2018-19			Sub Total				16.81			
2018-19			Social Security (CCD)				16.81			

Year	Sector / Sub-Sector	Annual Works Proposed (along with rates)	Name of Village/Hamlet whether the proposed works is to be undertaken	Quantity (where applicable eg. Housing roads etc.)	Unit	Rate per Unit	Financial Target (Rs. In Lakhs)	No. of PVTG Beneficiaries (Male and Female separately where feasible)		
								Male	Female	Total
2018-19	Cap	Selection of youth for training under Mobile,Tailoring, Broom Making, Masonry and Computer Operation	Reputed ITI Training Center			15.97	15.97			All Didayi Villages
2018-19			Sub Total				15.97			
2018-19			Capacity Building (CCD)				15.97			
2018-19		Conservation of Culture								
2018-19		Community Centre	All PVTG Villages	1	1 No	35.00	35.00	3663	3987	7650
2018-19		Maintenance and Management of Museum	Kudumulugumma	1	1 No	5.00	5.00			All Didayi Villages
2018-19		Assistance for cultural activities	37 Villages	1	1 No	2.50	2.50			All Didayi Villages
2018-19		Organisation of workshop	37 Villages	1	1 No	1.00	1.00			All Didayi Villages
2018-19		Construction of village entrance gates in ethnic style	2 villages	2	1 No	2.00	4.00			All Didayi Villages
2018-19		Exchange visit to out of State	20 Nos	1	1 No	4.00	4.00			All Didayi Villages
2018-19		Construction of Cultural Mandap	Totaguda	4	1 No	3.00	12.00			109
2018-19		Conversion of MPSC as Information Centre	37 Villages	1	1 no		3.87			All Didayi Villages
2018-19		Sponsoring of cultural troupes for participation at District / state/ National programme	37 Villages	1	1 no	10.00	10.00			All Didayi Villages
2018-19		Exposure visit to other Micro Project area	37 Villages	1	1 no	2.00	2.00			All Didayi Villages
2018-19		Development of Tourism Site	All PVTG Villages	1	1 No	2.00	2.00			All Didayi Villages
2018-19			Sub Total				81.37			
2018-19			Conservation of Culture(CCD)				46.37			
2018-19		Project Management								
2018-19		Monitoring & Evaluation expenses	Kudumulugumma	1	1 No	5.00	10.00			All 37 Villages

Year	Sector / Sub-Sector	Annual Works Proposed (along with rates)	Name of Village/Hamlet whether the proposed works is to be undertaken	Quantity (where applicable eg. Housing roads etc.)	Unit	Rate per Unit	Financial Target (Rs. In Lakhs)	No. of PVTG Beneficiaries (Male and Female separately where feasible)		
								Male	Female	Total
2018-19		Remuneration of MPWs	All Gyan Mandirs	7	1 No	0.60	4.20			7
2018-19		Remuneration of MPWs (D.A)	All Gyan Mandirs	7	1 No	0.12	0.84			7
2018-19		DEOs	Kudumulugumma	2	1 No	0.72	1.44			All 37 Villages
2018-19		ASCO & JE	Kudumulugumma	2	1 No	1.35	2.70			All 37 Villages
2018-19		Retired Peon (Group- D)	Kudumulugumma	1	1 No	0.848	0.85			All 37 Villages
2018-19		Watchman (Group- D)	Kudumulugumma	2	1 No	1.096	2.19			All 37 Villages
2018-19		Transportation cost of Microproject (ASCO/JE & Micro Project Staff)	Kudumulugumma	4	1 No	0.36	1.44			All 37 Villages
2018-19			Sub Total				23.66			
2018-19			Project Management (CCD)				10.84			
2018-19			Grand Total				1379.15			
2018-19			Grand Total (CCD)				758.63			

Implementing Agency (State Govt./ UT Admn./ NGO)	Funding Source
DDA	CCD
DDA	CCD
DDA	MOTA
DDA	CCD
DDA	MOTA
DDA	CCD
DDA	MOTA
DDA	CCD
DDA	CCD
DDA	MOTA
DDA	CCD
DDA	CCD
DDA	MOTA
DDA	CCD
DDA	MOTA
DDA	CCD
DDA	MOTA

0

Implementing Agency (State Govt./ UT Admn./ NGO)	Funding Source
DDA	CCD
DDA	MOTA
DDA	CCD
DDA	MOTA
DDA	CCD
DDA	MOTA
DDA	CCD
DDA	MOTA
DDA	MOTA
DDA	MOTA
DDA	MOTA
DDA	MOTA
DDA	MOTA
DDA	CCD
DDA	CCD
DDA	MOTA
DDA	CCD
DDA	MOTA
DDA	MOTA
DDA	CCD
DDA	CCD
DDA	MOTA
DDA	CCD
DDA	MOTA
DDA	MOTA

Implementing Agency (State Govt./ UT Admn./ NGO)	Funding Source
DDA	CCD
DDA	CCD
H & FW & DDA	CCD
H & FW & DDA	CCD
H & FW & DDA	CCD
H & FW & DDA	CCD
H & FW & DDA	CCD
H & FW & DDA	CCD
DDA	CCD
H & FW & DDA	CCD
H & FW & DDA	CCD
DDA	CCD
Micro Project (UNICEF Supported)	(H&FW)UNICEF
Micro Project	CCD

Implementing Agency (State Govt./ UT Admn./ NGO)	Funding Source
Micro Project (UNICEF Supported)	(H&FW)UNICEF
Micro Project (UNICEF Supported)	(H&FW)UNICEF
Micro Project (UNICEF Supported)	(H&FW)UNICEF
RWSS	RD Deptt
RWSS	RD Deptt
RWSS	RD Deptt
RWSS	RD Deptt
RWSS	RD Deptt
RWSS	RD Deptt
RWSS	RD Deptt
RWSS	RD Deptt
RWSS	RD Deptt
RWSS	RD Deptt
RWSS	RD Deptt
RWSS	RD Deptt
RWSS	RD Deptt
RWSS	RD Deptt
RWSS	RD Deptt
RWSS	RD Deptt
RWSS	RD Deptt
RWSS	RD Deptt
RWSS	RD Deptt

Implementing Agency (State Govt./ UT Admn./ NGO)	Funding Source
RWSS	RD Deptt
RWSS	RD Deptt
RWSS	RD Deptt
RWSS	RD Deptt
RWSS	RD Deptt
RWSS	RD Deptt
RWSS	RD Deptt
RWSS	RD Deptt
RWSS	RD Deptt
RWSS	RD Deptt
RWSS	RD Deptt
RWSS	RD Deptt
RWSS	RD Deptt
RWSS	RD Deptt
RWSS	RD Deptt
RWSS	RD Deptt
DDA	CCD
DDA	CCD
DDA	CCD
DDA	CCD
DDA	CCD
DDA	CCD
DDA	CCD
DDA	CCD
DDA	CCD
DDA	CCD
DDA	CCD
DDA	CCD
DDA	CCD
DDA	CCD
DDA	CCD

Implementing Agency (State Govt./ UT Admn./ NGO)	Funding Source
DDA	CCD
DDA	CCD
DDA	CCD
DDA	CCD
DDA	CCD
RD Deptt	RD Deptt
RD Deptt	RD Deptt
RD Deptt	RD Deptt
RD Deptt	RD Deptt
RD Deptt	RD Deptt
RD Deptt	RD Deptt
RD Deptt	RD Deptt
RD Deptt	RD Deptt
RD Deptt	RD Deptt
RD Deptt	RD Deptt
RD Deptt	RD Deptt
RD Deptt	RD Deptt
RD Deptt	RD Deptt
RD Deptt	RD Deptt
RD Deptt	RD Deptt
RD Deptt	RD Deptt
RD Deptt	RD Deptt
RD Deptt	RD Deptt
RD Deptt	RD Deptt
RD Deptt	RD Deptt
RD Deptt	RD Deptt
RD Deptt	RD Deptt
RD Deptt	RD Deptt
RD Deptt	RD Deptt

Implementing Agency (State Govt./ UT Admn./ NGO)	Funding Source
RD Deptt	RD Deptt
RD Deptt	RD Deptt
DDA	Articles-275-I
DDA	SCA TO TSP
DDA	CCD
PR Deptt	PR Deptt
PR Deptt	PR Deptt
PR Deptt	PR Deptt
PR Deptt	PR Deptt
PR Deptt	PR Deptt
PR Deptt	PR Deptt
PR Deptt	PR Deptt
PR Deptt	PR Deptt
DDA	SCA to TSP
DDA	CCD
DDA	CCD
DDA	CCD
DDA	CCD
DDA	CCD
DDA	CCD
DDA	CCD
DDA	CCD
DDA	CCD


Implementing Agency (State Govt./ UT Admn./ NGO)	Funding Source
DDA	CCD
DDA	CCD
DDA	CCD
DDA	CCD
DDA	CCD
DDA	CCD
DDA	CCD
DDA	CCD
DDA	CCD
DDA	CCD
DDA	CCD
DDA	CCD
DDA	CCD
DDA	CCD
DDA	CCD
DDA	CCD
DDA	CCD
DDA	CCD
DDA	CCD
DDA	CCD
DDA	CCD
DDA	CCD
DDA	SCA to TSP

Implementing Agency (State Govt./ UT Admn./ NGO)	Funding Source
DDA	CCD
DDA	CCD
DDA	CCD
DDA	CCD
DDA	CCD
DDA	CCD
DDA	CCD
DDA	CCD
DDA	CCD
DDA	CCD
DDA	CCD
DDA	CCD
DDA	CCD
DDA	CCD
DDA	SCA to TSP
DDA	CCD
DDA	CCD
DDA	SCA to TSP
DDA	SCA to TSP

Implementing Agency (State Govt./ UT Admn./ NGO)	Funding Source
DDA	CCD
DDA	CCD
DDA	CCD
DDA	CCD
DDA	CCD
DDA	CCD
DDA	CCD
DDA	CCD
DDA	CCD
DDA	CCD
DDA	CCD
DDA	SCA to TSP
DDA	CCD
DDA	CCD
DDA	CCD

Implementing Agency (State Govt./ UT Admn./ NGO)	Funding Source
DDA	CCD
ITDA	ITDA
DDA	CCD
DDA	CCD
DDA	CCD
DDA	CCD
DDA	CCD
DDA	CCD
DDA	CCD
DDA	CCD
DDA	CCD
DDA	CCD
DDA	CCD

Implementing Agency (State Govt./ UT Admn./ NGO)	Funding Source
DDA	OPELIP
DDA	CCD
DDA	OPELIP
DDA	OPELIP
DDA	OPELIP
DDA	OPELIP
DDA	OPELIP



PVTG-wise Annual Development Plan for the Five Year Plan

(Based on Priorities indicated in Part-VI)

(A) Year-2019-20

(DIDAYI DEVELOPMENT AGENCY, KUDUMULUGUMMA, MALKANGIRI DISTRICT, ODISHA)

Year	Sector / Sub-Sector	Annual Works Proposed (along with rates)	Name of Village/Hamlet whether the proposed works is to be undertaken	Quantity (where applicable eg. Housing roads etc.)	Unit	Rate per Unit	Financial Target (Rs. In Lakhs)	No. of PVTG Beneficiaries (Male and Female separately where feasible)		
								Male	Female	Total
1	2	3	4	5	6	7	8	9	10	11
2019-20		Social Sector								
2019-20		Boys' Education Complex								
2019-20	Education	Building Repair and maintenance	Muduliguda	1	1	2.00	2.00	250		250
2019-20		Maintenance Allowance including mess charges	Muduliguda	250	1	0.08	20.00	250		250
2019-20		Provision of three pairs of dress to about 250 students in Boys' Edu. Complex	Muduliguda	250	1	0.009	2.25	250		250
2019-20		Cash stipend for availing tuition / coaching per primary students	Muduliguda	250	1	0.012	3.00	250		250
2019-20		Course Book, stationaries and other educational matters	Muduliguda	250	1	0.006	1.50	250		250
2019-20		Exam Fees	Muduliguda	250	1	0.0005	0.13	250		250
2019-20		Honorarium for full time teacher	Muduliguda	8	1	0.912	7.30			8
2019-20		Honorarium for Accountant	Muduliguda	1	1	0.84	0.84			1
2019-20		Honorarium for Cooks	Muduliguda	5	1	0.6936	3.47			5
2019-20		Honorarium for Watchmen	Muduliguda	2	1	0.6936	1.39			2
2019-20		Honorarium for Sweeper	Muduliguda	2	1	0.6936	1.39			2
2019-20		Honorarium for Peon	Muduliguda	1	1	0.6936	0.69			1
2019-20		Vocational/Skill development Training	Muduliguda	250	1	0.004	1.00	250		250
2019-20		Electricity and Water Charges	Muduliguda	1	1	1.20	1.20	250		250
2019-20		Medical Care/ Contingency	Muduliguda	250	1	0.0075	1.88	250		250
2019-20		Health Care (Hospitalization, visit of Doctors,annual health check up etc)	Muduliguda	250	1	0.005	1.25	250		250

Year	Sector / Sub-Sector	Annual Works Proposed (along with rates)	Name of Village/Hamlet whether the proposed works is to be undertaken	Quantity (where applicable eg. Housing roads etc.)	Unit	Rate per Unit	Financial Target (Rs. In Lakhs)	No. of PVTG Beneficiaries (Male and Female separately where feasible)			
								Male	Female	Total	
2019-20	Education	Miscellaneous including Toiletries	Muduliguda	250	1	0.006	1.50	250		250	
2019-20		PTA/ Sports Function/ Cultural function	Muduliguda	250	1	0.0015	0.38	250		250	
2019-20		Tour/ Campus	Muduliguda	250	1	0.02	5.00	250		250	
2019-20		Incentives to each Boy student to meet their day to day requirement	Muduliguda	250	1	0.012	3.00	250		250	
2019-20		Water purification plant at Boys Educational Complex	Muduliguda	1	1 No	10.00	10.00	250		250	
2019-20		Supply of Dining set/ Single bed cot and other amenities	Muduliguda	1	1 No	5.00	5.00	250		250	
2019-20		Construction of Additional Class room at Boys' Educational Complex,	Muduliguda	1	1 Nos	12.00	12.00	250		250	
2019-20		Beautification of Boys' Educational Complex	Muduliguda	1	1 Nos	6.07	6.07	250		250	
2019-20		Supply of Single bed cot/ dining set /other amenities	Muduliguda	1	1 Nos	12.00	12.00	250		250	
2019-20		Sub Total						104.22			
2019-20		Boys' Education Complex (CCD)						69.15			
2019-20		<u>Girls' Education Complex</u>									
2019-20		Building repair & maintenance of Girls' Education Complex (DA)	Nandiniguda	1	1 No	1.64	1.64		250	250	
2019-20		Building repair & maintenance of Girls' Education Complex	Nandiniguda	1	1 No	0.36	0.36		250	250	
2019-20		Maintenance Allowance including mess charges (DA)	Nandiniguda	250	1 No	0.010	2.50		250	250	
2019-20		Maintenance Allowance including mess charges	Nandiniguda	250	1 No	0.075	18.75		250	250	
2019-20		Provision of three pairs of dress to about 250 students Girls' Edu. Complex (DA)	Nandiniguda	250	3 No	0.003	0.75		250	250	
2019-20		Provision of three pairs of dress to about 250 students Girls' Edu. Complex	Nandiniguda	250	3 No	0.009	2.25		250	250	
2019-20		Cash stipend for availing tuition / coaching per primary students(DA)	Nandiniguda	150	1 No	0.010	1.50		150	150	

Year	Sector / Sub-Sector	Annual Works Proposed (along with rates)	Name of Village/Hamlet whether the proposed works is to be undertaken	Quantity (where applicable eg. Housing roads etc.)	Unit	Rate per Unit	Financial Target (Rs. In Lakhs)	No. of PVTG Beneficiaries (Male and Female separately where feasible)		
								Male	Female	Total
2019-20	Education	Cash stipend for availing tuition / coaching per Upper primary students (DA)	Nandiniguda	100	1 No	0.020	2.00		100	100
2019-20		Supply of reading writing, games and sports materials ' Educaton Complex	Nandiniguda	250	1 No	0.006	1.50		250	250
2019-20		Supply of reading writing, games and sports materials in Girls' Educaton Complex(DA)	Nandiniguda	250	1 No	0.006	1.50		250	250
2019-20		Examination fees(DA)	Nandiniguda	250	1 No	0.0005	0.13		250	250
2019-20		Examination fees	Nandiniguda	250	1 No	0.0005	0.13		250	250
2019-20		Honorarium for full time teacher(DA)	Nandiniguda	11	1 No	0.312	3.43			11
2019-20		Honorarium for full time teacher	Nandiniguda	11	1 No	0.60	6.60			11
2019-20		Honorarium for Accountant(DA)	Nandiniguda	1	1 No	0.42	0.42			1
2019-20		Honorarium for Accountant	Nandiniguda	1	1 No	0.42	0.42			1
2019-20		Honorarium for Watchmen(DA)	Nandiniguda	1	1 No	0.5376	0.54			1
2019-20		Honorarium for Watchmen	Nandiniguda	1	1 No	0.156	0.16			1
2019-20		Honorarium for Sweeper(DA)	Nandiniguda	2	1 No	0.5376	1.08			2
2019-20		Honorarium for Sweeper	Nandiniguda	2	1 No	0.156	0.31			2
2019-20		Honorarium for Peon(DA)	Nandiniguda	2	1 No	0.5136	1.03			2
2019-20		Honorarium for Peon	Nandiniguda	2	1 No	0.18	0.36			2
2019-20		Honorarium for Cooks(DA)	Nandiniguda	5	1 No	0.5136	2.57			5
2019-20		Honorarium for Cooks	Nandiniguda	5	1 No	0.180	0.90			5
2019-20		Vocational / Skill Development Training	Nandiniguda	250	1 No	0.004	1.00		250	50

Year	Sector / Sub-Sector	Annual Works Proposed (along with rates)	Name of Village/Hamlet whether the proposed works is to be undertaken	Quantity (where applicable eg. Housing roads etc.)	Unit	Rate per Unit	Financial Target (Rs. In Lakhs)	No. of PVTG Beneficiaries (Male and Female separately where feasible)		
								Male	Female	Total
2019-20	Education	Electricity and Water chrges	Nandiniguda	1	1 No	0.60	0.60		250	250
2019-20		Electricity and Water chrges(DA)	Nandiniguda	1	1 No	1.20	1.20		250	250
2019-20		Medical Care/ Contingency(DA)	Nandiniguda	1	1 No	0.90	0.90		250	250
2019-20		Medical Care/ Contingency	Nandiniguda	1	1 No	1.875	1.88		250	250
2019-20		Health care (Hospitalization, visit of doctors, annual health check up etc)(DA)	Nandiniguda	1	1 No	0.60	0.60		250	250
2019-20		Health care (Hospitalization, visit of doctors, annual health check up etc)	Nandiniguda	1	1 No	1.25	1.25		250	250
2019-20		Miscellaneous including toiletries etc (DA)	Nandiniguda	150	1 No	0.002	0.30		150	150
2019-20		Miscellaneous including toiletries etc (DA)	Nandiniguda	100	1 No	0.0026	0.26		100	100
2019-20		PTA/ Sports Function/ Cultural function	Nandiniguda	250	1 No	0.0015	0.38		250	250
2019-20		Tour / Campus (DA)	Nandiniguda	250	1 No	0.02	5.00		250	250
2019-20		Incentives to each girls students to meet their day to day requirement	Nandiniguda	250	1 No	0.012	3.00		250	250
2019-20		Water purification plant at Boys Educational Complex (DA)	Nandiniguda	1	1 No	10.00	10.00	250		250
2019-20		Building repair & maintenance of Girls' Education Complex	Nandiniguda	1	1 No	0.36	0.36		250	250
2019-20		Additional Class room at Girls' Education Complex	Nandiniguda	1	1 No	10.00	10.00		250	250
2019-20		Construction of Boundry wall at Girls' Education Complex	Nandiniguda	1	1 No	10.00	10.00		250	250
2019-20		Construction of Staff quarter at Girls' Education Complex	Nandiniguda	1	1 No	6.93	6.93		250	250
2019-20		Beautification of Girls' Education Comlex (DA)	Nandiniguda	1	1 Nos	4.87	4.87			250
2019-20		Construction of Twin quarters at Girls' Education Compelx	Nandiniguda	2	1 No	7.00	14.00		250	250

Year	Sector / Sub-Sector	Annual Works Proposed (along with rates)	Name of Village/Hamlet whether the proposed works is to be undertaken	Quantity (where applicable eg. Housing roads etc.)	Unit	Rate per Unit	Financial Target (Rs. In Lakhs)	No. of PVTG Beneficiaries (Male and Female separately where feasible)		
								Male	Female	Total
2019-20	Education	Sub Total					123.33			
2019-20		Girls' Education Complex (CCD)					42.21			
2019-20		Gyana Mandir								
2019-20		Construction of Gyana Mandir	Barlubandha	1	1 No	7.00	7.00		50	50
2019-20			Naringijhola	1	1Nos	7.00	7.00		50	50
2019-20			Jholaguda	1	1Nos	7.00	7.00		50	50
2019-20		Provision for supply of reading & writing materials	7 Villages	7	1 No	0.26	1.82	400		50
2019-20		Sub Total					22.82			
2019-20		Gyan Mandir(CCD)					22.82			
2019-20		Education Sub Total					250.37			
2019-20	Education (CCD)					134.17				
2019-20	Health & Nutrition	Organisation of Health camp	All Villages	37	1 Nos	0.35	12.95			All Villagers
2019-20		Supply of medicines, diet and reimbrusment of medicines including Ayurvedic consultancy	All Villages	1	1 Nos	5.00	5.00			All Villagers
2019-20		Maintanance of Ambulance	Nilapari	1	1 No	5.00	5.00			All Villagers
2019-20		Mega Health Camps	Purunagumma	1	1 No	3.64	3.64			All Villagers
2019-20		Remuneration of Ambulance Driver	All Villages	1	1 No	2.50	2.50			All Villagers
2019-20		Organisation of Special T.B identification camp / eye camp.	All Villages	1	1 Nos	2.00	2.00			Whole DDA Area
2019-20		Transportation of serious, wounded patients for treatment	All Villages	1	1 Nos	5.00	5.00			All Villagers
2019-20		Development of habitat clearing of village sourrounding, drainage system, compost pit, improvement of street/ footpath (Bush cutting)	37 villages	37	1 Nos	0.50	18.50			All Villagers
2019-20		Yearly Sickle Cell Screening of all children (0-14Years)	37 Villages	300	1 Nos	0.001	0.20			37 Villages

Year	Sector / Sub-Sector	Annual Works Proposed (along with rates)	Name of Village/Hamlet whether the proposed works is to be undertaken	Quantity (where applicable eg. Housing roads etc.)	Unit	Rate per Unit	Financial Target (Rs. In Lakhs)	No. of PVTG Beneficiaries (Male and Female separately where feasible)		
								Male	Female	Total
2019-20	Health & Nutrition	Project level Refresher Training of officials and Field Functionaries (Health & ICDS, SC & STs) Women SHGs on improving Women Nutrition (SWAVIMAAN)- 2 days	37 Villages		25	0.008	0.20			37 Villages
2019-20		Monthly Review of Micro Projects by the Collector	37 Villages		12	0.005	0.06			37 Villages
2019-20		Half Yearly Third Party Monitoring of Key Programme Indicators , Sharing of findings and action plan finalisation	37 Villages		LS	LS	0.50			37 Villages
2019-20		Reprinting of Sickle Cell School Health Card	37 Villages		100		0.44			37 Villages
2019-20			Sub Total				55.99			
2019-20			Health & Nutrition (CCD)				54.59			
2019-20		Well	Barlubandha	1	1 No	1.00	1.00			118
2019-20		Well	Chilipadar	1	1 No	1.00	1.00			146
2019-20		Well	Jholaguda	1	1 No	1.00	1.00			513
2019-20		Well	karkaguda	1	1 No	1.00	1.00			170
2019-20		Well	Orapadar	1	1 No	1.00	1.00			375
2019-20		Well	Sanyasiguda	1	1 No	1.00	1.00			20
2019-20		Pipe Water	Barlubandha	1	1 No	5.00	5.00			118
2019-20		Pipe Water	Cilipadar	1	1 No	5.00	5.00			146
2019-20		Pipe Water	Tikarapada-B	1	1 No	5.00	5.00			183
2019-20		Pipe Water	Karkaguda	1	1 No	5.00	5.00			170
2019-20		Pipe Water	Orapadar	1	1 No	5.00	5.00			375
2019-20		Pipe Water	Sanyasiguda	1	1 No	5.00	5.00			20
2019-20		Cristen	Barlubandha	1	1 No	1.00	1.00			118
2019-20		Cistern	Chilipadar	1	1 No	1.00	1.00			146

Year	Sector / Sub-Sector	Annual Works Proposed (along with rates)	Name of Village/Hamlet whether the proposed works is to be undertaken	Quantity (where applicable eg. Housing roads etc.)	Unit	Rate per Unit	Financial Target (Rs. In Lakhs)	No. of PVTG Beneficiaries (Male and Female separately where feasible)		
								Male	Female	Total
2019-20	Drinking water & Sanitation	Cistern	Naringijhola	1	1 No	1.00	1.00			198
2019-20		Cistern	Jholaguda	1	1 No	1.00	1.00			513
2019-20		Cistern	Tikrapada-	1	1 No	1.00	1.00			183
2019-20		Cistern	Karkaguda	1	1 No	1.00	1.00			170
2019-20		Cistern	Orapadar	1	1 No	1.00	1.00			375
2019-20		Cistern	Sanyasiguda	1	1 No	1.00	1.00			20
2019-20		Tube well	barluybandha	1	1 No	1.25	1.25			118
2019-20		Tube well	Chilipadar	1	1 No	1.25	1.25			146
2019-20		Tube well	Sanyasiguda	1	1 No	1.25	1.25			20
2019-20		Tube well	naringijhola	1	1 No	1.25	1.25			198
2019-20		Tube well	Jholaguda	1	1 No	1.25	1.25			513
2019-20		Tube well	Tikrapada-B	1	1 No	1.25	1.25			183
2019-20		Tube well	Karkaguda	1	1 No	1.25	1.25			170
2019-20		Tube well	Orapadar	1	1 No	1.25	1.25			375
2019-20		Tank pond	Chilipadar	1	1 No	5.00	5.00			146
2019-20		Tank pond	Orapadar	1	1 No	5.00	5.00			375
2019-20		Tank pond	Sanyasiguda	1	1 No	5.00	5.00			20
2019-20		Tank pond	Tikrapada-B	1	1 No	5.00	5.00			183
2019-20		Tank pond	Jholaguda	1	1 No	5.00	5.00			513
2019-20		River way	Barlubandha	1	1 No	1.00	1.00			118
2019-20		River way	Naringijhola	1	1 No	1.00	1.00			198
2019-20		River way	Chilipadar	1	1 No	1.00	1.00			146
2019-20		River way	Sanyasiguda	1	1 No	1.00	1.00			20
2019-20		River way	Orapadar	1	1 No	1.00	1.00			375
2019-20		River way	Jholaguda	2	1 No	1.00	2.00			513

Year	Sector / Sub-Sector	Annual Works Proposed (along with rates)	Name of Village/Hamlet whether the proposed works is to be undertaken	Quantity (where applicable eg. Housing roads etc.)	Unit	Rate per Unit	Financial Target (Rs. In Lakhs)	No. of PVTG Beneficiaries (Male and Female separately where feasible)		
								Male	Female	Total
2019-20			Sub Total				86.00			
2019-20			Drinking Water(CCD)				0.00			
2019-20		Infrastrature								
2019-20		Completion of Incomplete CC road	Barlubandha	4	100 mtr	5.00	20.00			118
2019-20		Guardwall	Barlubandha	1.5	100 mtr	4.50	6.75			118
2019-20		Guardwall	Orapadar	1.5	1 No	4.50	6.75			118
2019-20		Water way	Karkaguda	1	1 No	2.00	2.00			118
2019-20		Culverts	Karkaguda	1	1 No	5.00	5.00			118
2019-20		Completion of Incomplete CC road	Karkaguda	2	100 mtr	5.00	10.00			170
2019-20		Metal Murum road	Karkaguda	1	1 No	8.00	8.00			170
2019-20		Metal Murum road	Orapadar	1	1 No	8.00	8.00			170
2019-20		Water way	Orapadar	1	1 No	2.00	2.00			170
2019-20		Culverts	Orapadar	1	1 No	5.00	5.00			170
2019-20		Guardwall	Tikarapada-B	3	100 mtr	4.50	13.50			170
2019-20		Completion of Incomplete CC road	Jholaguda	6	100 mtr	5.00	30.00			513
2019-20		Phutpath	Jholaguda	1	1 No	3.00	3.00			513
2019-20		Culverts	Jholaguda	1	1 No	5.00	5.00			513
2019-20		Bridge	Jholaguda	1	1 No	3.50	3.50			513
2019-20		Guardwallas	Jholaguda	1	100 mtr	4.50	4.50			513
2019-20		Metal Murum road	Naringijhola	4	100 mtr	8.00	32.00			513
2019-20		Footpath road	Naringijhola	1	1 No	2.00	2.00			513
2019-20		Completion of Incomplete CC road	Tikarapada-B	6	100 mtr	5.00	30.00			183
2019-20		Completion of Incomplete CC road	Sanyasiguda	2	100 mtr	5.00	10.00			201
2019-20		Metal Murum Road	Sanyasiguda	3	100 mtr	8.00	24.00			201
2019-20		Water way	Sanyasiguda	1	1 No	1.00	1.00			201
2019-20		Guardwall	Naringijhola	1	1 No	4.50	4.50			201
2019-20		Completion of Incomplete CC road	Chilipadar	2	100 mtr	5.00	10.00			146
2019-20		Completion of Incomplete CC road	Orapadar	3	100 mtr	5.00	15.00			375

Year	Sector / Sub-Sector	Annual Works Proposed (along with rates)	Name of Village/Hamlet whether the proposed works is to be undertaken	Quantity (where applicable eg. Housing roads etc.)	Unit	Rate per Unit	Financial Target (Rs. In Lakhs)	No. of PVTG Beneficiaries (Male and Female separately where feasible)			
								Male	Female	Total	
2019-20		Culverts	Tikarapada-B	1	1 No	3.50	3.50			375	
2019-20		Culverts	Sanyasiguda	1	1 No	3.50	3.50			375	
2019-20		Platform in front of house	All DDA Villages	50	1 No	0.10	5.00			375	
2019-20		Culverts	Chilipadar	1	1 No	5.00	5.00			375	
2019-20		Culverts	Barlubandha	1	1 No	3.50	3.50			375	
2019-20		Metal Murum road	Barlubandha	2	100 mtr	8.00	16.00			375	
2019-20		Guard walls	Sanyasiguda	0.95	1 No	4.50	4.28			375	
2019-20		Bridge	Orapadar	1	1 No	7.50	7.50			375	
2019-20		Bridge	Barlubandha	1	1 No	7.50	7.50			375	
2019-20	Connectivity	Footpath road	Barlubandha	5	1 No	1.00	5.00			375	
2019-20		Bridge	Sanyasiguda	1	1 No	7.50	7.50			375	
2019-20		Footpath Road	Karkaguda	3	1 No	1.00	3.00			375	
2019-20		Bridge	Karkaguda	1	1 No	20.00	20.00			375	
2019-20		Guardwall	Karkaguda	0.95	1 No	4.50	4.28			375	
2019-20		Metal Murum road	Tikarapada-B	2	100 mtr	8.00	16.00			375	
2019-20		Footpath Road	Tikarapada-B	3	1 No	1.00	3.00			375	
2019-20		Bridge	Tikarapada-B	1	1 No	10.00	10.00			375	
2019-20		Connectivity	Completion of Incomplete CC road	Naringijhola	3	100 mtr	5.00	15.00			198
2019-20			Culverts	Naringijhola	1	1 No	5.00	5.00			198
2019-20	Bridge		Naringijhola	1	1 No	10.00	10.00			198	
2019-20	Pitchu road		Chilipadar	2	1 No	8.00	16.00			198	
2019-20	Bridge		Chilipadar	1	1 No	7.50	7.50			198	
2019-20	Guard wall		Chilipadar	0.95	1 No	4.50	4.28			198	

Year	Sector / Sub-Sector	Annual Works Proposed (along with rates)	Name of Village/Hamlet whether the proposed works is to be undertaken	Quantity (where applicable eg. Housing roads etc.)	Unit	Rate per Unit	Financial Target (Rs. In Lakhs)	No. of PVTG Beneficiaries (Male and Female separately where feasible)		
								Male	Female	Total
2019-20		Communication including Road/Bridge and CD Works	All DDA Villages	1	1 No	5.00	5.00			198
2019-20			Sub Total				448.83			
2019-20			Connectivity(CCD)				90.25			
2019-20	Housing	IAY house	karkaguda	7	1 No	1.00	7.00			7
2019-20		IAY house	Bamring	13	1 No	1.00	13.00			13
2019-20		IAY house	Disariguda	6	1 No	1.00	6.00			6
2019-20		IAY house	Orapadar	13	1 No	1.00	13.00			13
2019-20		Repair of community center	15 Nos	15	1 No	2.00	30.00			15
2019-20		Repair of AWC Center in PVTG Area	7	7	1 No	1.50	10.50			7
2019-20			Sub Total				79.50			
2019-20			Housing(CCD)				40.50			
2019-20		Solar light (Street light)	Chilipadar	6	1 No	0.40	2.40			146
2019-20		House light	Chilipadar	70	1 No	0.05	3.50			6
2019-20		Solar light (Street light)	Naringijhola	6	1 No	0.40	2.40			198
2019-20		House light	Naringijhola	70	1 No	0.05	3.50			10
2019-20		Solar light (Street light)	Jholaguda	6	1 No	0.40	2.40			513
2019-20		House light	Jholaguda	50	1 No	0.05	2.50			10
2019-20		Solar light (Street light)	Tikarapada-B	6	1 No	0.40	2.40			183
2019-20		House light	Tikarapada-B	60	1 No	0.05	3.00			10
2019-20	Electrification	Solar light (Street light)	Karkaguda	1	1 No	0.30	0.30			170
2019-20		Solar light (Street light)	Orapadar	6	1 No	0.3	1.80			375
2019-20		Solar light (Street light)	Sanyasiguda	10	1 No	0.3	3.00			20
2019-20		Solar light (Street light)	Barlubandha	3	1 No	1	3.00			118
2019-20		House light	Barlubandha	41	1 No	0.05	2.05			41
2019-20			Sub Total				32.25			

Year	Sector / Sub-Sector	Annual Works Proposed (along with rates)	Name of Village/Hamlet whether the proposed works is to be undertaken	Quantity (where applicable eg. Housing roads etc.)	Unit	Rate per Unit	Financial Target (Rs. In Lakhs)	No. of PVTG Beneficiaries (Male and Female separately where feasible)		
								Male	Female	Total
2019-20			Electrification(CCD)				32.25			
2019-20		Sustainable Livelihood								
2019-20	Irrigation	CC Drain	tabaru	4	1 No	5.00	20.00			236
2019-20		CC Drain	Dabuguda	3.5	1 No	5.00	17.50			150
2019-20		CC Drain	maribeda	2.5	1 No	2.00	5.00			95
2019-20		Construction of diverse work with field chanal at Jantri	55Mtrs	1	1 No	45.00	45.00			350
2019-20		Repair of Irrigation channel at Oringi	Oringi	1	1 No	5.00	5.00			285
2019-20		Construction of Drain at Oringi near Sewasram	oringi	3	1 No	5.00	15.00			350
2019-20		Construction of field chennal at Totaguda	Totaguda	1	1 No	5.00	5.00			220
2019-20		Construction of pipe irrigation at Naringjola	Naringijhola	2	1 No	7.00	14.00			198
2019-20		Construction of Drain at Taberu	Taberu	2	1 No	5.00	10.00			236
2019-20				Sub Total				136.50		
2019-20			Irrigation(CCD)				136.50			
2019-20	Agriculture	Supply of Agricultural Equipments	Totaguda	7	1 No	0.10	0.70			7
2019-20		Supply of Agricultural Equipments	Kodigandhi	2	1 No	0.10	0.20			2
2019-20		Supply of Agricultural Equipments	Orapadar	10	1 No	0.10	1.00			12
2019-20		Supply of Agricultural Equipments	Bamring	8	1 No	0.10	0.80			10
2019-20		Pair of Bullock	Disariguda	12	1 No	0.30	3.60			14
2019-20		Pair of Bullock	Kaning	10	1 No	0.30	3.00			23
2019-20		Pair of Bullock	Orapadar	20	1 No	0.30	6.00			17
2019-20		Pair of Bullock	Orapdar	13	1 No	0.30	3.90			12
2019-20		Pair of Bullock	Totaguda	7	1 No	0.30	2.10			7

Year	Sector / Sub-Sector	Annual Works Proposed (along with rates)	Name of Village/Hamlet whether the proposed works is to be undertaken	Quantity (where applicable eg. Housing roads etc.)	Unit	Rate per Unit	Financial Target (Rs. In Lakhs)	No. of PVTG Beneficiaries (Male and Female separately where feasible)		
								Male	Female	Total
2019-20		Pair of Bullock	Bamring	17	1 No	0.30	5.10			17
2019-20		Agricultural Activities	All Villages of DDA	1	1 No	10.00	10.00			All Villagers
2019-20			Sub Total				36.40			
2019-20			Agriculture(CCD)				26.40			
2019-20	Horticulture	Mango plantation/Cashew plantation	All Villages of Didayi	20	1 No	0.20	4.00			20
2019-20		Maintenance of 3rd year crop Mango,Cahew,and others	All Villages of Didayi	20	1 No	0.75	15.00			20
2019-20		Wadi Programme for and supply of power sprayer	All Villages of Didayi	250	1 No	0.14	35.00			250
2019-20		Supply of Fertiliser	All Villages of Didayi	250	1 No	0.15	37.50			250
2019-20		Massive cultivation of ginger ,Turmaric,Yam,Mango,Banana farming	All Villages of Didayi	200	1 No	0.20	40.00			200
2019-20		Farmers training and field visit of other state	All Villages of Didayi	120	1 No	0.20	24.00			120
2019-20			Sub Total				155.50			
2019-20			Horticulture(CCD)				155.50			
2019-20	Animal Husbandry	Animal Health Camp	Whole DDA Area	7	1 No	0.10	0.70			People of 7 Villages
2019-20		Poultry	Bamring	11	1 No	0.65	7.15			11
2019-20		Supply of Net & Boat	Orapadar	10	1 No	0.40	4.00			10
2019-20		Supply of Net & Boat	Kaning	10	1 No	0.40	4.00			10
2019-20		Supply of Net & Boat	Totaguda	7	1 No	0.40	2.80			7
2019-20		Goatery	Totaguda	9	1 No	0.02	0.18			9
2019-20		Goatery	Disariguda	9	1 No	0.02	0.18			9
2019-20		Supply of Net & Boat	Disariguda	6	1 No	0.40	2.40			6
2019-20		Supply of Net & Boat	Kodigandhi	5	1 No	0.40	2.00			5

Year	Sector / Sub-Sector	Annual Works Proposed (along with rates)	Name of Village/Hamlet whether the proposed works is to be undertaken	Quantity (where applicable eg. Housing roads etc.)	Unit	Rate per Unit	Financial Target (Rs. In Lakhs)	No. of PVTG Beneficiaries (Male and Female separately where feasible)		
								Male	Female	Total
2019-20		Poultry	Kodigandhi	1	1 No	10.00	10.00			1
2019-20		Sub Total					33.41			
2019-20		Animal Husbandry(CCD)					23.41			
2019-20	SHG Development	Micro Credit support to SHGs raw material assistance, marketing assistance	All Villages	20	1 No	0.30	6.00			300
2019-20		Credit linkges to SHGs/ Subsidy to SHGs	3 SHGs	4	1 No	1.25	5.00			35
2019-20		Training of SHGs on different aspects like value addition packaging, branding and marketing of products	15 SHGs	3	1 No	0.40	1.20			200
2019-20		Assistance to SHG for livelihood enhancement projects inclding micro enteprise promotion	6 SHGs	6	1 No	1.00	6.00			60
2019-20		Sub Total					18.20			
2019-20		SHG Development(CCD)					12.20			
2019-20	Land Development	Ghat Cutting	Disariguda	3	1 No	3.00	9.00			88
2019-20		Land Development	Orapadar	50	1 No	0.10	5.00			375
2019-20		Ghat cutting	Dabuguda	2.05	1 No	3.00	6.15			150
2019-20		Ghat cutting	Arlingpada	2	1 No	3.00	6.00			56
2019-20		Ghat cutting	Tabaru	2	1 No	3.00	6.00			93
2019-20		Ghat cutting	Maribeda	2	1 No	3.00	6.00			95
2019-20		Sub Total					38.15			
2019-20		Land Development (CCD)					38.15			
2019-20	Market Link	Construction of New Market Pindi at Jantri	Jantri	2	1 No	4	8.00	43	45	88
2019-20		Construction of Rural Haat /Market Complex,Godown,Agricultural Market	DDA Area	1	1 No	5	5.00			All Villagers of DDA
2019-20		Production Center and Processing Unit	DDA Area	1	1 No	5	5.00			All Villagers of DDA

Year	Sector / Sub-Sector	Annual Works Proposed (along with rates)	Name of Village/Hamlet whether the proposed works is to be undertaken	Quantity (where applicable eg. Housing roads etc.)	Unit	Rate per Unit	Financial Target (Rs. In Lakhs)	No. of PVTG Beneficiaries (Male and Female separately where feasible)		
								Male	Female	Total
2019-20			Sub Total				18.00			
2019-20			Market link(CCD)				8.00			
2019-20	Social Security	Renewal of JBY	DDA Area	500	1 No	0.01	2.50			All Villagers of DDA
2019-20		Health Insurance	DDA Area	1000	1 No	0.01	10.00			All Villagers of DDA
2019-20		Natural calamity	DDA Area	1	1 No	6.00	6.00			All Villagers of DDA
2019-20			Sub Total				18.50			
2019-20			Social Security(CCD)				18.50			
2019-20	Capacity Building	Selection of youth for training under Mobile Repairing,Tailoring,Broom Making	Reputed ITI Training Center	100	1 No	0.16	16.00			All Villagers of DDA
2019-20		Selection of youth for training under Welding,skill Testing and screening	Reputed ITI Training Center	100	1 No	0.10	10.00			All Villagers of DDA
2019-20			Sub Total				26.00			
2019-20			Capacity Building(CCD)				16.00			
2019-20		Conservation of Culture								
2019-20	Conservation of Culture	Maintenance and Management of Museum	Kudumuluguma	1	1 No	6.00	6.00			All DDA Villagers
2019-20		Assistance for cultural activities	37 Villages	32	1 No	0.10	3.20			37 Villages
2019-20		Conversion of MPSC as information Centre	37 Villages	32	1 No	0.10	3.20			37 Villages
2019-20		Awareness Camp	37 Villages	32	1 No	0.10	3.20			37 Villages
2019-20		Exchange visit to out of State	37 Villages	1	1 No	4.00	4.00			37 Villages
2019-20		•Development of primers in local language	37 Villages	1	1 No	3.50	3.50			37 Villages
2019-20		Construction of Cultural Mandap	Orapadar	1	1 No	2.70	2.70			250
2019-20		Construction of village entrance gates in ethnic style	2 villages	2	2 Nos	2.50	5.00			37 Villages

Year	Sector / Sub-Sector	Annual Works Proposed (along with rates)	Name of Village/Hamlet whether the proposed works is to be undertaken	Quantity (where applicable eg. Housing roads etc.)	Unit	Rate per Unit	Financial Target (Rs. In Lakhs)	No. of PVTG Beneficiaries (Male and Female separately where feasible)			
								Male	Female	Total	
2019-20		Organisation of Workshop	37 Villages	1	1 No	2.00	2.00			37 Villages	
2019-20		Provision of Village Cultural Mandap	2 villages	2	1 No	3.00	6.00			37 Villages	
2019-20		Sponsoring of cultural troupes for participation at District / State/ National programme	37 Villages	1	1 No	10.00	10.00			37 Villages	
2019-20		Exposure visit to other Micro Project area	37 Villages	1	1 No	2.00	2.00			37 Villages	
2019-20		Annual Tribal sports at Micro Project level to identify the sports person PTG	37 Villages	1	1 No	2.00	2.00			All 37 Villages	
2019-20		Function (Project level)	All PVTG Villages	1	1 No	5.00	5.00			All PVTG Villages	
2019-20		Development of Tourism Site	All PVTG Villages	1	1 No	5.00	5.00			All PVTG Villages	
2019-20		Exhibition at State & district level	All PVTG Villages	1	1 No	2.00	2.00			All PVTG Villages	
2019-20			Sub Total					64.80			
2019-20			Conservation of Culture(CCD)					62.80			
2019-20		Project Management									
2019-20	Project Management	Monitoring & Evaluation expenses	Kudumuluguma	1	1 No	5.00	6.82			All 37 Villages	
2019-20		Remuneration of MPWs	All Gyan Mandirs	7	1 No	0.60	4.20	7		7	
2019-20		Remuneration of MPWs (D.A)	All Gyan Mandirs	7	1 No	0.12	0.84	7		7	
2019-20		DEOs	Kudumuluguma	1	1 No	0.072	0.86			All 37 Villages	
2019-20		ASCO & JE	Kudumuluguma	1	1 No	0.135	1.62			All 37 Villages	
2019-20		Retired Peon (Group- D)	Kudumuluguma	1	1 No	0.05	0.60			All 37 Villages	

Year	Sector / Sub-Sector	Annual Works Proposed (along with rates)	Name of Village/Hamlet whether the proposed works is to be undertaken	Quantity (where applicable eg. Housing roads etc.)	Unit	Rate per Unit	Financial Target (Rs. In Lakhs)	No. of PVTG Beneficiaries (Male and Female separately where feasible)		
								Male	Female	Total
2019-20		Watchman (Group- D)	Kudumuluguma	1	1 No	0.05	0.60			All 37 Villages
2019-20		Transportation cost of Microproject (ASCO/JE & Micro Project Staff)	Kudumuluguma	1	1 No	0.05	0.60			All 37 Villages
2019-20		Mid Term Evaluation	Kudumuluguma	1	1 No	0.03	0.36			All 37 Villages
2019-20			Sub Total				16.50			
2019-20			Project Management (CCD)				7.66			
2019-20			Grand Total				1514.89			
2019-20			Grand Total (CCD)				856.88			

Implementing Agency (State Govt./ UT Admn./ NGO)	Funding Source
12	13
DDA	CCD
DDA	CCD
DDA	CCD
DDA	CCD
DDA	CCD
DDA	CCD
DDA	CCD
DDA	CCD
DDA	CCD
DDA	CCD
DDA	CCD
DDA	CCD
DDA	CCD
DDA	CCD
DDA	CCD
DDA	CCD
DDA	CCD
DDA	CCD
DDA	CCD
DDA	CCD
DDA	CCD

Implementing Agency (State Govt./ UT Admn./ NGO)	Funding Source
DDA	CCD
DDA	CCD
DDA	CCD
DDA	CCD
DDA	CCD
DDA	Article 275 (1)
DDA	Article 275 (1)
DDA	Article 275 (1)
DDA	Article 275 (1)
DDA	CCD
DDA	MOTA
DDA	CCD
DDA	MOTA
DDA	CCD
DDA	MOTA
DDA	CCD

Implementing Agency (State Govt./ UT Admn./ NGO)	Funding Source
DDA	CCD
DDA	MOTA
DDA	CCD
DDA	CCD
DDA	MOTA
DDA	CCD
DDA	MOTA
DDA	CCD
DDA	MOTA
DDA	CCD
DDA	MOTA
DDA	CCD
DDA	MOTA
DDA	CCD
DDA	MOTA
DDA	CCD
DDA	MOTA
DDA	MOTA

Implementing Agency (State Govt./ UT Admn./ NGO)	Funding Source
DDA	MOTA
DDA	CCD
DDA	CCD
DDA	MOTA
DDA	CCD
DDA	MOTA
DDA	CCD
DDA	CCD
DDA	MOTA
DDA	CCD
DDA	MOTA
DDA	CCD
DDA	MOTA
DDA	Article 275 (1)
DDA	Article 275 (1)
DDA	Article 275 (1)
DDA	CCD
PA ITDA	ITDA

Implementing Agency (State Govt./ UT Admn./ NGO)	Funding Source
DDA	CCD
DDA	CCD
DDa	CCD
DDA	CCD
H & FW & DDA	CCD
H & FW & DDA	CCD
H & FW & DDA	CCD
H & FW & DDA	CCD
H & FW & DDA	CCD
H & FW & DDA	CCD
H & FW & DDA	CCD
H & FW & DDA	CCD
DDA	CCD
Micro Project	(H&FW)UNICEF

Implementing Agency (State Govt./ UT Admn./ NGO)	Funding Source
Micro Project (UNICEF Supported)	(H&FW)UNICEF
Micro Project (UNICEF Supported)	(H&FW)UNICEF
Micro Project (UNICEF Supported)	(H&FW)UNICEF
Micro Project (UNICEF Supported)	(H&FW)UNICEF
RWSS	RD Deptt
RWSS	RD Deptt
RWSS	RD Deptt
RWSS	RD Deptt
RWSS	RD Deptt
RWSS	RD Deptt
RWSS	RD Deptt
RWSS	RD Deptt
RWSS	RD Deptt
RWSS	RD Deptt
RWSS	RD Deptt
RWSS	RD Deptt
RWSS	RD Deptt
RWSS	RD Deptt
RWSS	RD Deptt

Implementing Agency (State Govt./ UT Admn./ NGO)	Funding Source
RWSS	RD Deptt
RWSS	RD Deptt
RWSS	RD Deptt
RWSS	RD Deptt
RWSS	RD Deptt
RWSS	RD Deptt
RWSS	RD Deptt
RWSS	RD Deptt
RWSS	RD Deptt
RWSS	RD Deptt
RWSS	RD Deptt
RWSS	RD Deptt
RWSS	RD Deptt
RWSS	RD Deptt
RWSS	RD Deptt
RWSS	RD Deptt
RWSS	RD Deptt
RWSS	RD Deptt
RWSS	RD Deptt
RWSS	RD Deptt
RWSS	RD Deptt
RWSS	RD Deptt
RWSS	RD Deptt

Implementing Agency (State Govt./ UT Admn./ NGO)	Funding Source
DDA	SCA to TSP
PR Deptt	PR Deptt
PR Deptt	PR Deptt
PR Deptt	PR Deptt
PR Deptt	PR Deptt
DDA	CCD
DDA	CCD
DDA	CCD
DDA	CCD
DDA	CCD
DDA	CCD
DDA	CCD
DDA	CCD
DDA	CCD
DDA	CCD
DDA	CCD
DDA	CCD
DDA	CCD
DDA	CCD
DDA	CCD
DDA	CCD
DDA	CCD

Implementing Agency (State Govt./ UT Admn./ NGO)	Funding Source
DDA	CCD
DDA	CCD
DDA	CCD
DDA	CCD
DDA	CCD
DDA	CCD
DDA	CCD
DDA	CCD
DDA	CCD
DDA	CCD
DDA	CCD
DDA	CCD
DDA	CCD
DDA	CCD
DDA	CCD
DDA	CCD

Implementing Agency (State Govt./ UT Admn./ NGO)	Funding Source
DDA	CCD
DDA	SCA to TSP
DDA	CCD
DDA	CCD
DDA	CCD
DDA	CCD
DDA	CCD
DDA	CCD
DDA	CCD
DDA	CCD
DDA	CCD
DDA	CCD
DDA	CCD
DDA	CCD
DDA	CCD

Implementing Agency (State Govt./ UT Admn./ NGO)	Funding Source
DDA	SCA to TSP
DDA	CCD
DDA	CCD
DDA	CCD
DDA	SCA to TSP
DDA	CCD
DDA	CCD
DDA	CCD
DDA	CCD
DDA	CCD
DDA	CCD
DDA	CCD
DDA	CCD
DDA	CCD
DDA	SCA to TSP
DDA	SCA to TSP

Implementing Agency (State Govt./ UT Admn./ NGO)	Funding Source
DDA	CCD
DDA	CCD
DDA	CCD
DDA	CCD
DDa	SCA to TSP
DDA	CCD
DDA	CCD
DDA	CCD
DDA	CCD
DDA	CCD
DDA	CCD
DDA	CCD
DDA	CCD

Implementing Agency (State Govt./ UT Admn./ NGO)	Funding Source
DDA	CCD
DDA	CCD
DDA	CCD
DDA	CCD
DDA	Sports & Youth Service
DDA	CCD
DDA	CCD
DDA	CCD
DDA	CCD
DDA	OPELIP
DDA	CCD
DDA	OPELIP
DDA	OPELIP
DDA	OPELIP
DDA	OPELIP

Implementing Agency (State Govt./ UT Admn./ NGO)	Funding Source
DDA	OPELIP
DDA	OPELIP
State Govt.	OPELIP

PART-VI

**Year, Sector & Sub-sector wise Abstract of CCD Plan for Didayi Development Agency, Kudumulgumma
(based on Priorities indicated in Part-VI)**

(Rs. In lakh)

SI No.	Name of PVTG	Major Sectors	Sub-sectors	2016-17	2017-18	2018-19	2019-20	2020-21	Total
1	DIDAYI	Social Sectors	Educaton	91.98	102.76	113.74	104.94	134.17	547.60
3			Health & Nutrition	35.90	39.05	43.34	48.04	54.59	220.92
4			Drinking water & Sanitation	0.00	0.00	0.00	0.00	0.00	0.00
5			Total	127.88	141.81	157.08	152.98	188.76	768.52
6		Infrastructure	Housing	28.00	30.16	33.00	37.20	40.50	168.86
7			Connectivity	61.00	66.00	74.38	87.60	90.25	379.23
8			Electrification	22.14	23.85	26.55	28.80	32.25	133.59
9			Total	111.14	120.01	133.93	153.60	163.00	681.68
10		Sustainable livelihood Development	Irrigation	93.25	100.70	112.00	122.00	136.50	564.45
11			Land Development	26.50	28.80	29.80	35.00	38.15	158.25
12			Horticulture	107.00	117.00	131.40	140.00	155.50	650.90
13			Agriculture	18.00	19.80	21.80	24.15	26.40	110.15
14			Animal Husbandry	28.40	17.80	19.60	21.91	23.41	111.12
16			Social Security	12.63	13.65	15.21	16.81	18.50	76.80
17			Promotion of SHG	12.00	9.00	9.00	10.50	12.20	52.70
18			Market Link	6.63	7.00	7.80	8.50	8.00	37.93
19			Total	304.41	313.75	346.61	378.87	418.66	1762.30
20		Conservation of Culture	38.00	39.82	42.34	46.37	62.80	229.33	
21		Capacity Building	10.66	13.20	14.52	15.97	16.00	70.35	
22		Project Management	1.84	4.27	3.51	10.84	7.66	28.12	
23		Grand Total	593.92	632.86	697.99	758.63	856.88	3540.28	

Part - VI
Abstract of ICCD Plan for DDA, Kudumulgumma, Malkangiri for Five Years (2015-2020)
(Based on Priorities indicated in Part-V)

FLOW OF FUNDS																	Rs. In lakh		TOTAL
Sl. No.	Year	Govt of India				Govt of Odisha											Externally Assisted Schemes/ Projects		
		CCD	MOTA, GOI	Article 275 (1)	SCA to TSP	A & H Deptt.	Horticulture	Agriculture	Soil Conservation	Fishery	PR Deptt.	RD	R & D RWSS	Sports & Youth Service	H & FW Deptt.	ITDA	OPELIP	Unicef	
1	2015-16	593.92	47.18	29.00	35.26	0.00	0.00	26.50	0.00	0.00	100.88	363.80	0.00	0.00	0.00	125.00	10.26	1.30	1333.10
2	2016-17	632.86	39.84	29.35	33.00	30.07	0.00	16.20	41.50	0.00	154.96	274.80	43.75	2.00	1.88	162.50	17.28	4.50	1484.49
3	2017-18	697.99	39.83	36.93	27.00	0.00	0.00	0.00	0.00	8.40	51.00	285.05	111.75	0.00	0.00	5.00	15.22	1.19	1279.36
4	2018-19	758.63	39.84	5.00	41.40	0.00	0.00	0.00	0.00	0.00	146.64	273.32	65.50	0.00	0.00	35.00	12.82	1.00	1379.15
5	2019-20	856.88	40.20	62.00	51.00	0.00	0.00	0.00	0.00	0.00	39.00	36.30	86.00	2.00	0.00	14.00	8.84	1.40	1197.62
GRAND TOTAL		3540.28	206.89	162.28	187.66	30.07	0.00	42.70	41.50	8.40	492.48	1233.27	307.00	2.00	1.88	341.50	64.42	9.39	6673.72

Sl. No.	Year	Govt of India				Govt of Odisha											Externally Assis		TOTAL
		CCD	MOTA, GOI	Article 275 (1)	SCA to TSP	A & H Deptt.	Horticulture	Agriculture	Soil Conservation	Fishery	PR Deptt.	RD	R & D RWSS	Sports & Youth Service	H & FW Deptt.	ITDA	OPELIP	Unicef	
1	2015-16	593.92	47.18	29.00	35.26	0.00	0.00	26.50	0.00	0.00	100.88	363.80	0.00	0.00	0.00	125.00	10.26	1.30	1333.10
2	2016-17	632.86	39.83	29.35	33.00	30.07	0.00	16.20	41.50	0.00	154.96	318.55	0.00	2.00	0.00	162.50	17.28	6.38	1484.48
3	2017-18	697.99	39.83	36.93	27.00	0.00	0.00	0.00	0.00	8.40	51.00	396.80	0.00	0.00	0.00	5.00	15.22	1.19	1279.36

4	2018-19	758.63	39.84	5.00	41.40	0.00	0.00	0.00	0.00	0.00	146.64	338.82	0.00	0.00	0.00	35.00	12.82	1.00	1379.15	
5	2019-20	856.88	40.20	62.00	51.00	0.00	0.00	0.00	0.00	0.00	39.00	439.58	0.00	2.00	0.00	14.00	8.84	1.40	1514.90	
GRAND TOTAL		3540.28	206.88	162.28	187.66	30.07	0.00	42.70	41.50	8.40	492.48	1857.55	0.00	4.00	0.00	341.50	64.42	11.27	6990.99	
												439.58								

PART - VI								
Abstract of ICCD Plan for DDA,Kudumulugumma, Malkangiri for Five Years (2015-2020)								
(Based on Priorities indicated in Part-V)								
(Rs. in lakh)								
Sl. No.	Name of PTG	Major Sectors	2015-16	2016-17	2017-18	2018-19	2019-20	Total
1	DIDAYI	Social Sector	212.36	423.63	346.79	259.32	392.36	1634.44
2		Infrastructure	578.32	549.77	484.98	590.57	560.58	2764.21
3		Sustainable livelihood Development	450.31	423.52	372.01	408.27	454.66	2108.77
4		Conservation of Culture	63.00	41.82	42.34	81.37	64.80	293.33
5		Capacity Building	17.01	24.20	14.52	15.97	26.00	97.70
6		Project Management /NGO/ Institutional Mechanism & Monitoring / IEC / Publication	12.10	21.55	18.73	23.66	16.50	92.55
7		Total		1333.10	1484.49	1279.36	1379.15	1514.89

DDA Abstract for the year 2015-16 (Sector wise & Funding source wise)

(Rs. In lakh)

Sl No.	Major Sectors	Sub-sectors	Funding Agency														Total Amount	
			CCD	SCA TO	Article 275 (1)	MOTA	OPELIP	UNICEF	H & FW	CDVO	Hori.	Agri.	RD	RWSS	PR Deptt	ITDA		
1	Social Sector	Educaton	#REF!		26.00	47.18		-	-	-	-	-	10.00				91.98	
2		Health & Nutrition	#REF!				-	1.30	-	-	-	-					#REF!	
		Drinking water & Sanitation	0.00											0.00				0.00
3		Total	#REF!	0.00	26.00	47.18		1.30	0.00	0.00	0.00	0.00	0.00	10.00	0.00	0.00	0.00	#REF!
4	Infrastructure	Connectivity	61.00	9.50	3.00	-	-	-	-	-	-	-	353.80				427.30	
5		Housing	28.00			-	-	-	-	-	-	-			100.88		128.88	
6		Electrification	22.14			-	-	-	-	-	-	-					22.14	
7		Total	111.14	9.50	3.00	0.00	0.00	0.00	0.00	0.00	0.00	0.00	0.00	353.80	0.00	100.88	0.00	578.32
8	Sustainable livelihood Development	Irrigation	93.25			-	-	-	-	-	-	-					93.25	
9		Agriculture	18.00			-	-	-	-	-	-	26.50					18.00	
10		Horticulture	107.00			-	-	-	-	-	-	-					107.00	
11		Animal Husbandry	16.40	9.60		-	-	-	-	-	12.00	-	-					28.40
12		SHG Development	12.00	8.89		-	-	-	-	-	-	-	-					12.00
13		Land Development	26.50			-	-	-	-	-	-	-	-					26.50
14		Post Harvest Infrastructure	6.63	0.92		-	-	-	-	-	-	-	-			100.00		107.55
15		Social Security	12.63			-	-	-	-	-	-	-	-					12.63
16		Skill Development Training	10.66			-	-	-	-	-	-	-	-					17.01
17		Total	303.07	25.75	0.00	0.00	0.00	0.00	0.00	0.00	12.00	0.00	26.50	0.00	0.00	0.00	100.00	422.34
18	Conservation of Culture	38.00														25.00	63.00	
	Forestry	0.00															0.00	
19	Project Management	#REF!					10.3			-							#REF!	
	Grand Total	#REF!	35.25	29.00	47.18	10.3	1.30	0.00	12.00	0.00	26.50	363.80	0.00	100.88	125.00	#REF!		

DDA Abstract for the year 2016-17 (Sector wise & Funding source wise)

(Rs. In lakh)

Sl No.	Major Sectors	Sub-sectors	Funding Agency																			Total Amount			
			CCD	SCA TO TSP	Article 275 (1)	ITDA	MOTA	OPELIP	UNICEF	H & FW	A&H Deptt	MGNREGA	Horl.	Agri.	S & ME	W & CD	PR Deptt.	RD	RWSS	SCST Dev. Departt.	Sports & Youth Soil Conservation				
1	Social Sector	Educaton	102.76		29.35	162.50	39.83		-	-	-	-	-	-	-	-	-	-	-	-		334.44			
2		Health & Nutrition	39.05	-	-	-	-	-	4.50	1.88	-	-	-	-	-	-	-	-	-	-	-		45.43		
3		Drinking water & Sanitation	0.00	-	-	-	-	-	-	-	-	-	-	-	-	-	-	-	43.75	-	-	-		43.75	
4		Total	141.81	0.00	29.35	162.50	39.83	0.00	4.50	0.00	0.00	0.00	0.00	0.00	0.00	0.00	0.00	0.00	43.75	0.00	0.00	0.00	0.00	423.62	
5	Infrastructur	Connectivity	66.00				-	-	-	-	-	-	-	-	-	-	274.80	-	-	-	-		340.80		
6		Housing	30.16	-	-	-	-	-	-	-	-	-	-	-	-	-	154.97	-	-	-	-	-		185.13	
7		Electrification	23.85	-	-	-	-	-	-	-	-	-	-	-	-	-	-	-	-	-	-	-	-	23.85	
8		Total	120.01	0.00	0.00	0.00	0.00	0.00	0.00	0.00	0.00	0.00	0.00	0.00	0.00	0.00	154.96	274.80	0.00	0.00	0.00	0.00	0.00	549.78	
9	Sustainable livelihood Development	Irrigation	100.70	-	-	-	-	-	-	-	-	-	-	-	-	-	-	-	-	-	-	-		100.70	
10		Agriculture	19.80	5.00	-	-	-	-	-	-	-	-	11.20	-	-	-	-	-	-	-	-	-	-		36.00
11		Horticulture	117.00	5.00	-	-	-	-	-	-	-	-	-	-	-	-	-	-	-	-	-	-	-		122.00
12		Animal Husbandry	17.80	19.00	-	-	-	-	-	-	27.07	-	-	-	-	-	-	-	-	-	-	-	-		63.87
13		SHG Development	9.00	1.00	-	-	-	-	-	-	-	-	-	-	-	-	-	-	-	-	-	-	-		10.00
14		Land Development	28.80	-	-	-	-	-	-	-	-	-	-	-	-	-	-	-	-	-	-	-	41.50		70.30
15		Post Harvest Infrastructure	7.00	-	-	-	-	-	-	-	-	-	-	-	-	-	-	-	-	-	-	-	-		7.00
16		Social Security	13.65	-	-	-	-	-	-	-	-	-	-	-	-	-	-	-	-	-	-	-	-		13.65
17	Skill Development Training	13.20	3.00	-	-	-	-	-	-	3.00	-	-	5.00	-	-	-	-	-	-	-	-	-		24.20	
18	Total	326.95	33.00	0.00	0.00	0.00	0.00	0.00	0.00	49.07	0.00	0.00	16.20	0.00	0.00	0.00	0.00	0.00	0.00	0.00	0.00	41.50	447.72		
19	Conservation of Cultur	39.82											-									2.00		41.82	
20	Forestry	0.00											-												0.00
21	Project Management	4.27						17.28					-												21.55
	Grand Total	632.86	33.00	29.35	162.50	39.83	17.28	4.50	1.88	30.07	0.00	0.00	16.20	0.00	0.00	154.96	274.80	43.75	0.00	2.00	41.50	1484.49			

DDA Abstract for the year 2017-18 (Sector wise & Funding source wise)

Sl No	Major Sectors	Sub-sectors	Funding Agency																	Total Amount	
			CCD	SCA TO TSP	Article 275 (1)	ITDA	MOTA	OPELIP	UNICEF (H & FW)	PMSGY/MMSY	Fishary	Hortl.	Agri	S & ME	W & CD	PR Deptt.	RD	RWSS	SCST Dev. Departt. Sports & Youth		Soil Conservatio
1	Social Sector	Educaton	113.74		31.93	5.00	39.83		-	-	-	-	-	-	-	-	-	-	-	190.50	
2		Health & Nutrition	43.34	-	-	-	-	-	1.19	-	-	-	-	-	-	-	-	-	-	44.53	
3		Drinking water & Sanitation	0.00	-	-	-	-	-	-	-	-	-	-	-	-	-	-	111.75	-	-	111.75
4		Total	157.08		31.93	5.00	39.83	0.00	1.19									0.00			346.78
5	Infrastructure	Connectivity	74.38	10.00	5.00		-	-	-							285.05	-	-		374.43	
6		Housing	33.00				-	-	-							51.00					84.00
7		Electrification	26.55				-	-	-												26.55
8		Total	133.93	10.00	5.00	0.00							0.00	0.00		285.05		0.00			484.98
9	Sustainable Livelihood Development	Irrigation	112.00				-	-	-	-										112.00	
10		Agriculture	21.80	10.00			-	-	-	-											31.80
11		Horticulture	131.40				-	-	-	-											131.40
12		Animal Husbandry	19.60				-	-	-	-	8.40										28.00
13		SHG Development	9.00	7.00			-	-	-	-											16.00
14		Land Development	29.80				-	-	-	-											29.80
15		Post Harvest Infrastructure	7.80				-	-	-	-											7.80
16		Social Security	15.21	-	-	-	-	-	-	-											15.21
17		Skill Development Training	14.52				-	-	-	-											14.52
18	Total	361.13	17.00		0.00							0.00							0.00	386.53	
19	Conservation of Culture	42.34																		42.34	
20	Forestry	0.00																		0.00	
21	Project Management	3.51																		15.22	
	Grand Total	697.99	27.00	36.93	5.00	39.83	15.22	1.19	0.00	8.40	0.00	0.00	0.00	0.00	51.00	285.05	111.75	0.00	0.00	0.00	1279.36

DDA Abstract for the year 2018-19 (Sector wise & Funding source wise)

Sl No.	Major Sectors	Sub-sectors	Funding Agency																		Total Amount		
			CCD	SCA TO TSP	Article 275 (1)	ITDA	MOTA/OMTES	OPELIP	UNICEF (H & FW)	PMSGY/MMSY	MGNREG A	Horl	Agri.	S & ME	W & CD	PR Deptt.	RD	RWSS	SCST Dev. Departt.	Sports & Youth		Soil Conservati	
1	Social Sector	Educaton	104.94			-	39.84															144.78	
2		Health & Nutrition	48.04	-	-	-				1.00	-	-	-	-	-	-	-					49.04	
3		Drinking water & Sanitation	0.00															65.50					65.50
4		Total	153.28		0.00	0.00	39.84			1.00									0.00				259.32
5	Infrastructur e	Connectivity	87.60	5.00	5.00		-	-	-	-	-	-	-	-	-	273.32	-	-	-	-	-	370.92	
6		Housing	37.20	7.00	-		-	-	-	-	-	-	-	-	-	146.64	-	-	-	-	-	190.84	
7		Electrification	28.80	-	-		-	-	-	-	-	-	-	-	-	-	-	-	-	-	-	28.80	
8		Total	148.10	12.00	5.00	0.00							0.00	0.00	146.64	273.32						590.56	
9	Sustainable livelihood Development	Irrigation	122.00	-	-		-	-	-	-	-	-	-	-	-	-	-	-	-	-	-	122.00	
10		Agriculture	24.15	5.00	-		-	-	-	-	-	-	-	-	-	-	-	-	-	-	-	29.15	
11		Horticulture	140.00		-		-	-	-	-	-	-	-	-	-	-	-	-	-	-	-	140.00	
12		Animal Husbandry	21.91	10.00	-		-	-	-	-	-	-	-	-	-	-	-	-	-	-	-	31.91	
13		SHG Development	10.50	9.40	-		-	-	-	-	-	-	-	-	-	-	-	-	-	-	-	19.90	
14		Land Development	35.00	-	-		-	-	-	-	-	-	-	-	-	-	-	-	-	-	-	35.00	
15		Post Harvest Infrastructure	8.50	5.00	-		-	-	-	-	-	-	-	-	-	-	-	-	-	-	-	13.50	
16		Social Security	16.81	-	-		-	-	-	-	-	-	-	-	-	-	-	-	-	-	-	16.81	
17		Skill Development Training	15.97		-		-	-	-	-	-	-	-	-	-	-	-	-	-	-	-	15.97	
18		Total	394.84	29.40		0.00				0.00	0.00										0.00	424.24	
19	Conservation of Culture	46.37			35.00																	81.37	
20	Forestry	0.00																				0.00	
21	Project Management	10.84						12.82														23.66	
	Grand Total	758.63	41.40	5.00	35.00	39.84	12.82	1.00	0.00	0.00	0.00	0.00	0.00	0.00	146.64	273.32	65.50	0.00	0.00	0.00	1379.15		

DDA Abstract for the year 2019-20 (Sector wise & Funding source wise)

Sl No.	Major Sectors	Sub-sectors	Funding Agency																	Total Amount		
			CCD	SCA TO TSP	Article 275 (1)	ITDA	MOTA	OPELIP	UNICEF (H & FW)	PMSGY/MMSY	MGNREGA	DDA	Agril.	S & ME	W & CD	PR Deptt.	RD	RWSS	SCST Dev. Departt.		Sports & Youth	Soil Conservation
1	Social Sector	Educaton	134.17	-	62.00	14.00	40.20		-	-	-		-	-	-	-	-				250.37	
2		Health & Nutrition	54.59	-	-	-			1.40	-	-		-	-	-	-	-	-			-	55.99
3		Drinking water & Sanitation	-	-	-	-	-	-	-	-	-		-	-	-	-	86.00	-			-	86.00
4		Total	188.76	0.00	62.00	14.00	40.20		1.40									0.00				392.36
5	Infrastructure	Connectivity	90.25	5.00												36.30					131.55	
6		Housing	40.50	-	-	-	-	-	-	-	-		-	-		39.00						79.50
7		Electrification	32.25	-	-	-	-	-	-	-	-		-	-		-	-	-	-	-	-	32.25
8		Total	163.00	5.00	0.00	0.00				0.00				0.00	39.00	36.30						243.30
9	Sustainable livelihood Development	Irrigation	136.50	-	-	-	-	-	-	-		-	-	-	-	-	-	-	-	-	-	136.50
10		Agriculture	26.40	10.00	-	-	-	-	-	-		-	-	-	-	-	-	-	-	-	-	36.40
11		Horticulture	155.50		-	-	-	-	-	-		-	-	-	-	-	-	-	-	-	-	155.50
12		Animal Husbandry	23.41	10.00	-	-	-	-	-	-		-	-	-	-	-	-	-	-	-	-	33.41
13		SHG Development	12.20	6.00	-	-	-	-	-	-		-	-	-	-	-	-	-	-	-	-	18.20
14		Land Development	38.15	-	-	-	-	-	-	-		-	-	-	-	-	-	-	-	-	-	38.15
15		Post Harvest Infrastructure	8.00	10.00	-	-	-	-	-	-		-	-	-	-	-	-	-	-	-	-	18.00
16		Social Security	18.50	-	-	-	-	-	-	-	16.00		-	-	-	-	-	-	-	-	-	18.50
17		Skill Development Training	16.00	10.00	-	-	-	-	-	-			-	-	-	-	-	-	-	-	-	26.00
18		Total	434.66	46.00	0.00	0.00				0.00		0.00									0.00	480.66
19	Conservation of Culture	62.80																		2.00	64.80	
20	Forestry	0.00																			0.00	
21	Project Management	7.66						8.84													16.50	
	Grand Total	856.88	51.00	62.00	14.00	40.20	8.84	1.40	0.00	0.00	16.00	0.00	0.00	0.00	39.00	36.30	86.00	0.00	2.00	0.00	1197.62	

PVTG-wise Annual Development Plan for the Five Year Plan

(Based on Priorities indicated in Part-VI)

(A) Year-2016-17

(DIDAYI DEVELOPMENT AGENCY, KUDUMULUGUMMA, MALKANGIRI DISTRICT, ODISHA)

Sl. No.	Year	Sector	Sub-Sector	Annual Works Proposed (along with rates)	Name of Village / Hamlet whether the proposed works is to be undertaken	Quantity (where applicable eg. Housing roads etc.)	Unit	Rate per Unit	Financial Target (Rs. In Lakhs)	No. of PVTG Beneficiaries (Male and Female separately where feasible)			Implementing Agency (State Govt./UT Admn./NGO)	Funding Source
										Male	Female	Total		
1	2	3	4	5	6	7	8	9	10	11	12	13	14	15
1	2016-17	Social Sector	Education	Boys' Education Complex										
2	2016-17			Construction of Hostel Building inside(Boys' Education Complex,) 250 Seated	Muduliguda	1	1 No	50.00	50.00	250		250	DDA	CCD
3	2016-17			Completion of incomplete Boundry wall of boys education complex	Muduliguda	2	100 Mtr	3.35	6.70	250		250	DDA	CCD
4	2016-17			Metaling & CC Road from Main road to School Point at Boys' Educational Complex	Muduliguda	2.5	100 Mtr	5.00	12.50	250		250	DDA	CCD
5	2016-17			Girls' Education Complex										
6	2016-17			Building repair & mantanance of Girls Educational Complex (DA)	Nandiniguda	1	1 No	1.64	1.64		250	250	DDA	CCD
7	2016-17			Maintance Allowance including mess charges (DA)	Nandiniguda	250	1 No	0.010	2.50		250	250	DDA	CCD
8	2016-17			Provision of three pairs of dress to about 250 students Girls Edu. Complex (DA)	Nandiniguda	250	3 No	0.003	0.75		250	250	DDA	CCD
9	2016-17			Supply of reading writing, games and sports materials Girls Educatonal Complex (DA)	Nandiniguda	250	1 No	0.006	1.50		250	250	DDA	CCD
10	2016-17			Examination fees (DA)	Nandiniguda	250	1 No	0.0005	0.13		250	250	DDA	CCD
11	2016-17			Honorarium for full time teacher (DA)	Nandiniguda	11	1 No	0.312	3.43			11	DDA	CCD
12	2016-17			Honorarium for Accountant (DA)	Nandiniguda	1	1 No	0.42	0.42			1	DDA	CCD
13	2016-17			Honorarium for Peon (DA)	Nandiniguda	2	1 No	0.1560	0.31			2	DDA	CCD
14	2016-17			Honorarium for Watchmen (DA)	Nandiniguda	1	1 No	0.1560	0.16			1	DDA	CCD
15	2016-17			Honorarium for Sweeper (DA)	Nandiniguda	2	1 No	0.5376	1.08			2	DDA	CCD
16	2016-17			Honorarium for Cooks (DA)	Nandiniguda	5	1 No	0.5136	2.57			5	DDA	CCD
17	2016-17			Electricity and Water chrges (DA)	Nandiniguda	1	1 No	1.20	1.20		250	250	DDA	CCD
18	2016-17			Medical Care/ Contingency (DA)	Nandiniguda	1	1 No	0.90	0.90		250	250	DDA	CCD
19	2016-17			Health care (Hospitalization, visit of doctors, annual health check up etc) (DA)	Nandiniguda	1	1 No	0.60	0.60		250	250	DDA	CCD

Sl. No.	Year	Sector	Sub-Sector	Annual Works Proposed (along with rates)	Name of Village / Hamlet whether the proposed works is to be undertaken	Quantity (where applicable eg. Housing roads etc.)	Unit	Rate per Unit	Financial Target (Rs. In Lakhs)	No. of PVTG Beneficiaries (Male and Female separately where feasible)			Implementing Agency (State Govt./UT Admn./NGO)	Funding Source		
										Male	Female	Total				
1	2	3	4	5	6	7	8	9	10	11	12	13	14	15		
20	2016-17			Miscellaneous including toiletries etc (DA)	Nandiniguda	100	1 No	0.01	1.00		100	100	DDA	CCD		
21	2016-17			Gyana Mandir												
22	2016-17			Supply of 02 pairs of Dresses & Reading writing materials to the students of Gyana Mandir	All Gyana Mandir	7	1 No	0.50	3.50	90	110	200	DDA	CCD		
23	2016-17			Provision for Annual Sports	2 Education Complex (Girls,Boys)	2	1 No	0.55	1.10	250	250	500	DDA	CCD		
24	2016-17			Education Sub Total						91.98						
25	2016-17		Health & Nutrition	Kitchen garden in Boys' Educational Complex	Muduliguda	1	1 No	0.50	0.50		250	200	DDA	CCD		
26	2016-17			Kitchen garden in Govt Girls' high School	Nandiniguda	1	1 No	0.50	0.50		250	269	DDA	CCD		
27	2016-17			Health Camp	37 villages	37	1 No	0.10	3.70	3663	3987	7650	DDA	CCD		
28	2016-17			Ambulance Power boat at for Orapadar and Jantri	22 villages	2	1	12.00	24.00			37 Villages	DDA	CCD		
29	2016-17			Organisation of Health Camp	16 village	16	1	0.25	4.00			1828	DDA	CCD		
30	2016-17			Supply of Medicines with transportation of Didayee patients	37 village			3.20	3.20			1828	DDA	CCD		
31	2016-17			Sub Total						35.90						
32	2016-17			Total						127.88						
33	2016-17	Infrastrucure	Connectivity	Construction of Culvert	Gongapoda	1	1 No	5.00	5.00			513	DDA	CCD		
34	2016-17				Suripoda	2	1 No	5.00	10.00			134	DDA	CCD		
35	2016-17				Bamring	1	1 No	5.00	5.00			131	DDA	CCD		
36	2016-17				Damdorbeda	1	1 No	5.00	5.00			618	DDA	CCD		
37	2016-17				Totaguda	2	1 No	5.00	10.00			248	DDA	CCD		
38	2016-17				Nilapari	3	1 No	5.00	15.00			521	DDA	CCD		
39	2016-17				Oringi	1	1 No	5.00	5.00			701	DDA	CCD		
40	2016-17				CC road		Suripoda	1.2	100 mtr.	5.00	6.00			134	DDA	CCD
41	2016-17						Sub Total						61.00			
42	2016-17		Housing	Construction of new AWC building & mini AWC	4villages	4	1 No	7.00	28.00			164	DDA	CCD		
43	2016-17			Sub Total						28.00						
44	2016-17		Electrification	Installation of Solar Home Light	Dabuguda	4	1 No	0.18	0.72			150	DDA /OREDA	CCD		
45	2016-17			Installation of Solar Home Light	Damdorbeda	4	1 No	0.18	0.72			615	DDA /OREDA	CCD		

Sl. No.	Year	Sector	Sub-Sector	Annual Works Proposed (along with rates)	Name of Village / Hamlet whether the proposed works is to be undertaken	Quantity (where applicable eg. Housing roads etc.)	Unit	Rate per Unit	Financial Target (Rs. In Lakhs)	No. of PVTG Beneficiaries (Male and Female separately where feasible)			Implementing Agency (State Govt./UT Admn./NGO)	Funding Source		
										Male	Female	Total				
1	2	3	4	5	6	7	8	9	10	11	12	13	14	15		
46	2016-17				Bamring	4	1 No	0.18	0.72			131	DDA /OREDA	CCD		
47	2016-17				Suripoda	3	1 No	0.18	0.54			134	DDA /OREDA	CCD		
48	2016-17				Nilapari	4	1 No	0.18	0.72			201	DDA /OREDA	CCD		
49	2016-17				Gongapoda	2	1 No	0.18	0.36			513	DDA /OREDA	CCD		
50	2016-17				Totaguda	2	1 No	0.18	0.36			109	DDA /OREDA	CCD		
51	2016-17				Muduluguda (A)	10	1 No	0.18	1.80			521	DDA /OREDA	CCD		
52	2016-17			Solar Home Light(Lenthal)	All Didayi Villages	324	1No	0.05	16.20			324	DDA /OREDA	CCD		
53	2016-17				Sub Total				22.14							
54	2016-17				Total				111.14							
55	2016-17	Sustainable Livelihood Project	Irrigation	Construction of Diversion Weir	Purunagumma	1	1 No	5.00	5.00			229	DDA	CCD		
56	2016-17			Construction of WHS	Oringi	1	1 No	5.00	5.00					450	DDA	CCD
57	2016-17			Construction of WHS	Chilipodar	1	1 No	5.00	5.00					146	DDA	CCD
58	2016-17			Construction of WHS	Tikirapada-A	1	1 No	5.00	5.00					247	DDA	CCD
59	2016-17			Construction of WHS	Damdarbeda	1	1 No	5.00	5.00					215	DDA	CCD
60	2016-17			Stone-wall Bonding	Bamring	2	1 No	5.00	10.00					132	DDA	CCD
61	2016-17			Stone-wall Bonding	Dantipada	3	1 No	1.50	4.50					131	DDA	CCD
62	2016-17			Construction of Check Dam.	Badankaiguda	1	1 No	5.00	5.00					201	DDA	CCD
63	2016-17			Construction of Check Dam.	Dabuguda	1	1 No	5.00	5.00					201	DDA	CCD
64	2016-17			.Cross band at Nilapari	Nilapari	2	1 No	5.00	10.00					201	DDA	CCD
65	2016-17			Cross band at Deamdarbeda	Damdarbeda	1	1 No	5.00	5.00					615	DDA	CCD
66	2016-17			Cross band at Suripada	Suripada	1	1 No	5.00	5.00					135	DDA	CCD
67	2016-17			Const. of drain at Muduliguda-a	Muduliguda (A)	1	1 No	5.00	5.00					521	DDA	CCD
68	2016-17			Drain at Nilapari	Nilapari	2	1 No	5.00	10.00					201	DDA	CCD
69	2016-17	Drain at Barlubandha	Barlubandha	1	1 No	5.00	5.00					118	DDA	CCD		
70	2016-17	Diesel Pump set	25 Villages	25	1Nos	0.15	3.75					25 Villages	DDA	CCD		
71	2016-17				Sub Total				93.25							
72	2016-17		Agriculture	Agriculture Mini Kits	10 villages	10	1 Ac	0.30	3.00			10	DDA	CCD		

Sl. No.	Year	Sector	Sub-Sector	Annual Works Proposed (along with rates)	Name of Village / Hamlet whether the proposed works is to be undertaken	Quantity (where applicable eg. Housing roads etc.)	Unit	Rate per Unit	Financial Target (Rs. In Lakhs)	No. of PVTG Beneficiaries (Male and Female separately where feasible)			Implementing Agency (State Govt./UT Admn./NGO)	Funding Source
										Male	Female	Total		
1	2	3	4	5	6	7	8	9	10	11	12	13	14	15
73	2016-17			Supply of materials like Maiza,Niger,Ground nut,Musterd oil,Ragi	All DDA villages	35	50HC	0.40	14.00			All 37 villages	DDA	CCD
74	2016-17			Supply of Oil seed (Niger/ Mustard/ Ground nut / Local Pulses (Mung/Biri/ Kandula)	Bataguda	5	10	0.20	1.00			10	DDA	CCD
75	2016-17			Sub Total					18.00					
76	2016-17		Horticulture	Mango,Cashew,Jafra ,Banana cultivation	35 Village of DDA	35	36	2.00	70.00			35	DDA & DDH	CCD
77	2016-17			Cultivation of Ginger and Turmeric	All DDA Villages	37	37 aC	1.00	37.00			37	DDA & DDH	CCD
78	2016-17			Sub Total					107.00					
79	2016-17			Supply of Banaraj Chicks	192 beneficiaries	192	1Nos	0.05	9.60			192	CDVO	CCD
80	2016-17		Animal Husbandry	Supply of Fishing Net	Dabuguda	15	1 No	0.40	6.00			13	DDA	CCD
81	2016-17			Supply of Fishing Net	Jholaguda	10	1 No	0.40	4.00			8	DDA	CCD
82	2016-17			Supply of Fishing Net	Tikirapada-B	16	1 No	0.40	6.40			10	DDA	CCD
83	2016-17			Supply of Banaraj Chicks	12 Villages	12	1 No	0.20	2.40			130	CDVO	CCD
84	2016-17			Sub Total					28.40					
85	2016-17		SHG Development	Micro Credit support to SHGs	All Villages	36	1 No	0.10	3.60			460	DDA	CCD
86	2016-17			Micro Enterprise training to WSHGs	All SHGs	7	1 No	1.20	8.40			All SHGs	DDA & All Line Deptts.	CCD
87	2016-17			Sub Total					12.00					
88	2016-17		Land Development	Stone-wall Bunding & Leveling	Oringi	50	1AC	0.20	10.00			50	DDA	CCD
89	2016-17			Stone-wall Bunding & Leveling	Orapdar	30	1AC	0.20	6.00			50	DDA	CCD
90	2016-17			Stone-wall Bunding & Leveling	Kodigandhi	12.5	1AC	0.20	2.50			50	DDA	CCD
91	2016-17			Stone-wall Bunding & Leveling	Sanyasiguda	10	1AC	0.20	2.00			50	DDA	CCD
92	2016-17			Stone-wall Bunding & Leveling	Totaguda	10	1AC	0.20	2.00			50	DDA	CCD
93	2016-17			Stone-wall Bunding & Leveling	Disariguda	10	1AC	0.20	2.00			50	DDA	CCD
94	2016-17			Stone-wall Bunding & Leveling	Nadimanjuri	10	1AC	0.20	2.00			50	DDA	CCD
95	2016-17			Sub Total					26.50					
96	2016-17		Social Secu	New & Renewal for old families under Janashree Bima Yojana	All 37 Villages	2526	1 No	0.005	12.63			1819	DDA	CCD
97	2016-17			Sub Total					12.63					
98	2016-17			Repair of Market pindi	Muduliguda-B	1	1 No	2.50	2.50			10	DDA	CCD
99	2016-17		Market linkage	Construction of storage godown and Market linkage for promotion agriculture and Horticulture product	Nilapari	1	1 No	4.13	4.13			5	DDA	CCD

Sl. No.	Year	Sector	Sub-Sector	Annual Works Proposed (along with rates)	Name of Village / Hamlet whether the proposed works is to be undertaken	Quantity (where applicable eg. Housing roads etc.)	Unit	Rate per Unit	Financial Target (Rs. In Lakhs)	No. of PVTG Beneficiaries (Male and Female separately where feasible)			Implementing Agency (State Govt./UT Admn./NGO)	Funding Source
										Male	Female	Total		
1	2	3	4	5	6	7	8	9	10	11	12	13	14	15
100	2016-17				Sub Total				6.63					
101	2016-17	Capacity Building & Skill Training		Driving	Kudumuluguma	10	1 No	0.200	2.000			10	DDA	CCD
102	2016-17		Tailoring & Cloth embroidery	Kudumuluguma	10	1 No	0.245	2.450				5	DDA	CCD
103	2016-17		Computer Operation	Kudumuluguma	5	1 No	0.25	1.250				10	DDA	CCD
104	2016-17		Mason training	Kudumuluguma	10	1 No	0.242	2.420				10	DDA	CCD
105	2016-17		Welding	Kudumuluguma	10	1 No	0.25	2.535				6	DDA	CCD
106	2016-17				Sub Total				10.66					
107	2016-17	Conservation of Culture		Construction of Museum-cum-Cultural Craft Centre	Purunagumma	1	2000 Sq feet	30.00	30.00	111	118	229	DDA	CCD
108	2016-17		Supply of costumes for dance and musical instruments	Purunagumma	1	1 no	1.00	1.00	111	118	229	DDA	CCD	
109	2016-17		Sponsoring of cultural troupes for participation at District / State/ National programme	All Villages	1	1 no	3.00	3.00				All 37 villages	DDA	CCD
109	2016-17		Annual Tribal Sports at Micro Project level to identify the sports person	All Villages	1	1 no	2.00	2.00				All 37 villages	DDA	CCD
110	2016-17		Exposure visit to other Micro Project Area	All Villages	1	1 no	2.00	2.00				All 37 villages	DDA	CCD
111	2016-17				Sub Total				38.00					
112	2016-17	Project Management		Survey, Monitoring & Evaluation Expenses	Kudumulugumma	1	1 No	1.00	1.00			All 37 Villages	DDA	CCD
113	2016-17		Remuneration of MPWs(D.A)	All Gyana Mandirs	7	1Nos	0.12	0.84	7		7		DDA	CCD
114	2016-17				Sub Total				1.84					
115	2016-17				Grand Total				593.92					

PVTG-wise Annual Development Plan for the Five Year Plan

(Based on Priorities indicated in Part-VI)

(DIDAYI DEVELOPMENT AGENCY, KUDUMULUGUMMA, MALKANGIRI DISTRICT, ODISHA)

Sl. No.	Year	Sector	Sub-Sector	Annual Works Proposed (along with rates)	Name of Village/Hamlet whether the proposed works is to be undertaken	Quantity (where applicable eg. Housing roads etc.)	Unit	Rate per Unit	Financial Target (Rs. In Lakhs)	No. of PVTG Beneficiaries (Male and Female separately where feasible)			Implementing Agency (State Govt./UT Admn./NGO)	Funding Source	
										Male	Female	Total			
I	II	III	IV	V	VI	VII	VIII	IX	X	XI	XII	XIII	XIV	XV	
1	2016-17	Social Sector	Education	Boys' Education Complex											
2	2016-17			Boys' Education Complex											
3	2016-17			Construction of Hostel Building inside(Boys' Education Complex,) 250 Seated	Muduliguda	1	1 No	50.00	50.00	250		250	DDA	CCD	
4	2016-17			Construction of CC Road inside Boys' Complex	Muduliguda	2	100 Mtr	5.00	10.00	250		250	R&D	R&D	
5	2016-17			Completion of incomplete Boundry wall of boys education complex	Muduliguda	2	100 Mtr	3.35	6.70	250		250	DDA	CCD	
6	2016-17			Metaling & CC Road from Main road to School Point at Boys' Educational Complex	Muduliguda	2.5	100 Mtr	5.00	12.50	250		250	DDA	CCD	
7	2016-17			Sub Total							79.20				
8	2016-17			Boys education CCD							69.20				
9	2016-17			Girls' Education Complex											
10	2016-17			Building repair & mantanance of Girls Educational Complex (DA)	Nandiniguda	1	1 No	1.64	1.64		250	250	DDA	CCD	
11	2016-17			Building repair & mantanance of Girls Educational Complex	Nandiniguda	1	1 No	0.36	0.36		250	250	OMTES/DDA	MOTA	
12	2016-17			Maintance Allowance including mess charges (DA)	Nandiniguda	250	1 No	0.010	2.50		250	250	DDA	CCD	
13	2016-17			Maintance Allowance including mess charges	Nandiniguda	250	1 No	0.075	18.75		250	250	OMTES/DDA	MOTA	
14	2016-17			Provision of three pairs of dress to about 250 students Girls Edu. Complex (DA)	Nandiniguda	250	3 No	0.003	0.75		250	250	DDA	CCD	
15	2016-17			Provision of three pairs of dress to about 250 students Girls Edu. Complex	Nandiniguda	250	3 No	0.009	2.25		250	250	OMTES/DDA	MOTA	
16	2016-17			Cash stipend for availing tution / coaching per primary students	Nandiniguda	150	1 No	0.012	1.80		150	150	OMTES/DDA	MOTA	
17	2016-17			Cash stipend for availing tution / coaching per Upper primary students	Nandiniguda	100	1 No	0.024	2.40		100	100	OMTES/DDA	MOTA	

Sl. No.	Year	Sector	Sub-Sector	Annual Works Proposed (along with rates)	Name of Village/Hamlet whether the proposed works is to be undertaken	Quantity (where applicable e.g. Housing roads etc.)	Unit	Rate per Unit	Financial Target (Rs. In Lakhs)	No. of PVTG Beneficiaries (Male and Female separately where feasible)			Implementing Agency (State Govt./UT Admn./NGO)	Funding Source
										Male	Female	Total		
I	II	III	IV	V	VI	VII	VIII	IX	X	XI	XII	XIII	XIV	XV
18	2016-17			Supply of reading writing, games and sports materials to Girls Educatonal Complex	Nandiniguda	250	1 No	0.006	1.50		250	250	OMTES/DDA	MOTA
19	2016-17			Supply of reading writing, games and sports materials Girls Educatonal Complex (DA)	Nandiniguda	250	1 No	0.006	1.50		250	250	DDA	CCD
20	2016-17			Examination fees (DA)	Nandiniguda	250	1 No	0.0005	0.13		250	250	DDA	CCD
21	2016-17			Examination fees	Nandiniguda	250	1 No	0.0005	0.13		250	250	OMTES/DDA	MOTA
22	2016-17			Honorarium for full time teacher (DA)	Nandiniguda	11	1 No	0.312	3.43			11	DDA	CCD
23	2016-17			Honorarium for full time teacher	Nandiniguda	11	1 No	0.60	6.60			11	OMTES/DDA	MOTA
24	2016-17		Education	Honorarium for Accountant (DA)	Nandiniguda	1	1 No	0.42	0.42			1	DDA	CCD
25	2016-17			Honorarium for Accountant	Nandiniguda	1	1 No	0.42	0.42			2	OMTES/DDA	MOTA
26	2016-17			Honorarium for Peon (DA)	Nandiniguda	2	1 No	0.1560	0.31			2	DDA	CCD
27	2016-17			Honorarium for Peon	Nandiniguda	2	1 No	0.18	0.36			2	OMTES/DDA	MOTA
28	2016-17			Honorarium for Watchmen (DA)	Nandiniguda	1	1 No	0.1560	0.16			1	DDA	CCD
29	2016-17			Honorarium for Watchmen	Nandiniguda	1	1 No	0.156	0.16			1	OMTES/DDA	MOTA
30	2016-17			Honorarium for Sweeper (DA)	Nandiniguda	2	1 No	0.5376	1.08			2	DDA	CCD
31	2016-17			Honorarium for Sweeper	Nandiniguda	2	1 No	0.156	0.31			2	OMTES/DDA	MOTA
32	2016-17			Honorarium for Cooks (DA)	Nandiniguda	5	1 No	0.5136	2.57			5	DDA	CCD
33	2016-17			Honorarium for Cooks	Nandiniguda	5	1 No	0.180	0.90			5	OMTES/DDA	MOTA
34	2016-17			Electricity and Water chrges	Nandiniguda	1	1 No	0.60	0.60		250	250	OMTES/DDA	MOTA
35	2016-17			Electricity and Water chrges (DA)	Nandiniguda	1	1 No	1.20	1.20		250	250	DDA	CCD
36	2016-17			Medical Care/ Contingency (DA)	Nandiniguda	1	1 No	0.90	0.90		250	250	DDA	CCD
37	2016-17			Medical Care/ Contingency	Nandiniguda	1	1 No	1.875	1.88		250	250	OMTES/DDA	MOTA
38	2016-17			Health care (Hospitalization, visit of doctors, annual health check up etc) (DA)	Nandiniguda	1	1 No	0.60	0.60		250	250	DDA	CCD

Sl. No.	Year	Sector	Sub-Sector	Annual Works Proposed (along with rates)	Name of Village/Hamlet whether the proposed works is to be undertaken	Quantity (where applicable e.g. Housing roads etc.)	Unit	Rate per Unit	Financial Target (Rs. In Lakhs)	No. of PVTG Beneficiaries (Male and Female separately where feasible)			Implementing Agency (State Govt./UT Admn./NGO)	Funding Source
										Male	Female	Total		
I	II	III	IV	V	VI	VII	VIII	IX	X	XI	XII	XIII	XIV	XV
39	2016-17			Health care (Hospitalization, visit of doctors, annual health check up etc)	Nandiniguda	1	1 No	1.25	1.25		250	250	OMTES/DDA	MOTA
40	2016-17			Miscellaneous including toiletries etc	Nandiniguda	150	1 No	0.006	0.90		150	150	OMTES/DDA	MOTA
41	2016-17			Miscellaneous including toiletries etc (DA)	Nandiniguda	100	1 No	0.01	1.00		100	100	DDA	CCD
42	2016-17			PTA/ Sports Function/ Cultural function	Nandiniguda	250	1 No	0.0015	0.38		250	250	OMTES/DDA	MOTA
43	2016-17			Tour / Campus	Nandiniguda	250	1 No	0.005	1.25		250	250	OMTES/DDA	MOTA
44	2016-17			Incentives to each girls students to meet their day to day requirement	Nandiniguda	250	1 No	0.012	3.00		250	250	OMTES/DDA	MOTA
45	2016-17			Construction of Computer Room at Girls Educational Complex	Nandiniguda	1	1 No	4.00	4.00		250	250	DDA	Article 275 (1)
46	2016-17			Extention of Height of Boundry Wall (Girls Education Complex)	Nandiniguda	1	1 No	1.00	1.00		250	250	DDA	Article 275 (1)
47	2016-17			Construction of Hostel building in old PSHs	Nandiniguda	1	1 No	6.00	6.00		250	250	DDA	Article 275 (1)
48	2016-17			Addition of Class rooms to the existing school	Nandiniguda	1	1 No	2.00	2.00		250	250	DDA	Article 275 (1)
49	2016-17			Provision of Health & Education (Girls Educational Complex)	Nandiniguda	1	1 No	2.00	2.00		250	250	DDA	MOTA
50	2016-17			Sanitation Facility and incineration (Girls Educational Comolex)	Nandiniguda	1	1 No	4.00	4.00		250	250	DDA	Article 275 (1)
51	2016-17			Supply of single bed cots Dining Chair & Table (Girls Education Complex)	Nandiniguda	1	1 No	1.00	1.00	1	250	250	DDA	Article 275 (1)
52	2016-17			Repair & maintenance of school and Hostel Building (Girls Educational Complex)	Nandiniguda	1	1 No	7.00	7.00		250	250	DDA	Article 275 (1)
53	2016-17			Repair and Maintenance of Toilets at Girls' Educational Complex	Nandiniguda	1	1 No	1.00	1.00		250	250	DDA	Article 275 (1)
54	2016-17								91.36					
55	2016-17								18.1782					
56	2016-17			Gyana Mandir										
57	2016-17			Supply of 02 pairs of Dresses & Reading writing materials to the students of Gyana Mandir	All Gyana Mandir	7	1 No	0.50	3.50	90	110	200	DDA	CCD

Sl. No.	Year	Sector	Sub-Sector	Annual Works Proposed (along with rates)	Name of Village/Hamlet whether the proposed works is to be undertaken	Quantity (where applicable e.g. Housing roads etc.)	Unit	Rate per Unit	Financial Target (Rs. In Lakhs)	No. of PVTG Beneficiaries (Male and Female separately where feasible)			Implementing Agency (State Govt./UT Admn./NGO)	Funding Source
										Male	Female	Total		
I	II	III	IV	V	VI	VII	VIII	IX	X	XI	XII	XIII	XIV	XV
58	2016-17			Provision for Annual Sports	2 Education Complex (Girls,Boys)	2	1 No	0.55	1.10	250	250	500	DDA	CCD
59	2016-17				Sub Total				4.60					
60	2016-17				Gyan Mandir (CCD)				4.60					
61	2016-17				Education Sub Total				175.16					
62	2016-17				Education(CCD)				91.98					
63	2016-17			Kitchen garden in Boys' Educational Complex	Muduliguda	1	1 No	0.50	0.50		250	200	DDA	CCD
64	2016-17		Health & Nutrition	Kitchen garden in Govt Girls' high School	Nandiniguda	1	1 No	0.50	0.50		250	269	DDA	CCD
65	2016-17			Health Camp	37 villages	37	1 No	0.10	3.70	3663	3987	7650	DDA	CCD
66	2016-17			Development of Compendium on existing Health & Nutrition Programme	37 Villages	60	60	0.001	0.06			37 Villages	SCSTRTI (UNICEF Supported)	(H&FW) UNICEF
67	2016-17			State Level Sensitisation prog. of Key Officials of Micro Project on General Health & Nutrition Programmes (2 days)	37 Villages	6	6	0.03	0.18			37 Villages	SCSTRTI (UNICEF Supported)	(H&FW) UNICEF
68	2016-17			Project Level Sensitisation of officials & other Functionaries of Micro Project on General Health & Nutrition Programmes (2 days)	37 Villages	20	20	0.007	0.14			37 Villages	Micro Project (UNICEF Supported)	(H&FW) UNICEF
69	2016-17			State Level Orientation of Key Micro Project Officials on community mobilization and immunization (3 days)	37 Villages	6	6	0.045	0.27			37 Villages	SCSTRTI (UNICEF Supported)	(H&FW) UNICEF
70	2016-17		Health & Nutrition	Project Level Orientation of Key Micro Project Officials oncommunity mobilization and immunization (3 days)	37 Villages	20	20	0.011	0.21			37 Villages	Micro Project (UNICEF Supported)	(H&FW) UNICEF

Sl. No.	Year	Sector	Sub-Sector	Annual Works Proposed (along with rates)	Name of Village/Hamlet whether the proposed works is to be undertaken	Quantity (where applicable eg. Housing roads etc.)	Unit	Rate per Unit	Financial Target (Rs. In Lakhs)	No. of PVTG Beneficiaries (Male and Female separately where feasible)			Implementing Agency (State Govt./UT Admn./NGO)	Funding Source	
										Male	Female	Total			
I	II	III	IV	V	VI	VII	VIII	IX	X	XI	XII	XIII	XIV	XV	
71	2016-17			State Level Orientation of Key Micro Project Officials on Anemia & Sickle Cell Anemia(2 days)	37 Villages	10	10	0.03	0.30			37 Villages	SCSTRTI (UNICEF Supported)	(H&FW) UNICEF	
72	2016-17			Project Level Orientation of Key Micro Project Officials on Anemia & Sickle Cell Anemia(2days)	37 Villages	20	20	0.007	0.14			37 Villages	Micro Project (UNICEF Supported)	(H&FW) UNICEF	
73	2016-17			Ambulance Power boat at for Orapadar and Jantri	22 villages	2	1	12.00	24.00			37 Villages	DDA	CCD	
74	2016-17			Organisation of Health Camp	16 village	16	1	0.25	4.00			1828	DDA	CCD	
75	2016-17			Supply of Medicines with transportation of Didayee patients	37 village			3.20	3.20			1828	DDA	CCD	
76	2016-17			Supply of LLN treated mosquito net	All Household	7650	1 No		0.00			1828	H & FW	H & FW	
77	2016-17				Sub Total				37.20						
78	2016-17				Health (CCD)				35.9						
79	2016-17		Infrastructure												
80	2016-17		Connectivity	Construction of Minor Bridge	Totaguda	1	1 No	20.00	20.00			248	R&D	R&D	
81	2016-17				Gongapoda	1	1 No	20.00	20.00				513	R&D	R&D
82	2016-17				Suripoda	1	1 No	20.00	20.00				134	R&D	R&D
83	2016-17				Bamring	1	1 No	20.00	20.00				131 Beneficiaries	R&D	R&D
84	2016-17				Oringi	1	1 No	20.00	20.00				701 Beneficiaries	R&D	R&D
85	2016-17				Nilapari	1	1 No	20.00	20.00				521 Beneficiaries	R&D	R&D
86	2016-17				Bayapoda	1	1 No	20.00	20.00				554 Beneficiaries	R&D	R&D

Sl. No.	Year	Sector	Sub-Sector	Annual Works Proposed (along with rates)	Name of Village/Hamlet whether the proposed works is to be undertaken	Quantity (where applicable eg. Housing roads etc.)	Unit	Rate per Unit	Financial Target (Rs. In Lakhs)	No. of PVTG Beneficiaries (Male and Female separately where feasible)			Implementing Agency (State Govt./UT Admn./NGO)	Funding Source
										Male	Female	Total		
I	II	III	IV	V	VI	VII	VIII	IX	X	XI	XII	XIII	XIV	XV
87	2016-17			Construction of Culvert	Bayapoda	2	1 No	5.00	10.00			554	R&D	R&D
88	2016-17				Gongapoda	1	1 No	5.00	5.00			513	DDA	CCD
89	2016-17				Suripoda	2	1 No	5.00	10.00			134	DDA	CCD
90	2016-17				Bamring	1	1 No	5.00	5.00			131	DDA	CCD
91	2016-17				Damdorbeda	1	1 No	5.00	5.00			618	DDA	CCD
92	2016-17				Totaguda	2	1 No	5.00	10.00			248	DDA	CCD
93	2016-17				Nilapari	3	1 No	5.00	15.00			521	DDA	CCD
94	2016-17				Oringi	1	1 No	5.00	5.00			701	DDA	CCD
95	2016-17				CC road	Muduliguda (A)	6	100 mtr.	5.00	30.00			248	R&D
96	2016-17			Totaguda		1	100 mtr.	5.00	5.00			522	R&D	R&D
97	2016-17			Gongapoda		3	100 mtr.	5.00	15.00			513	R&D	R&D
98	2016-17			Bamring		2	100 mtr.	5.00	10.00			131	R&D	R&D
99	2016-17			Oringi		3	100 mtr.	5.00	15.00			701	R&D	R&D
100	2016-17			Damdorbeda		4	100 mtr.	5.00	20.00			615	R&D	R&D
101	2016-17			Suripoda		1.2	100 mtr.	5.00	6.00			134	DDA	CCD
102	2016-17			Purunagumma		0.7	100 mtr.	5.00	3.50			215	R&D	R&D
103	2016-17			Guardwall	Gongapoda	1	100mtrs	4.50	4.50			513	R&D	R&D
104	2016-17				Damdorbeda	2	100mtrs	4.50	9.00			615	R&D	R&D
105	2016-17				Bayapoda	2	200mtrs	4.50	9.00			554	R&D	R&D
106	2016-17				Totaguda	1	100mtrs	4.50	4.50			248	R&D	R&D
107	2016-17				Bamring	1	100mtrs	4.50	4.50			131	R&D	R&D

Sl. No.	Year	Sector	Sub-Sector	Annual Works Proposed (along with rates)	Name of Village/Hamlet whether the proposed works is to be undertaken	Quantity (where applicable e.g. Housing roads etc.)	Unit	Rate per Unit	Financial Target (Rs. In Lakhs)	No. of PVTG Beneficiaries (Male and Female separately where feasible)			Implementing Agency (State Govt./UT Admn./NGO)	Funding Source
										Male	Female	Total		
I	II	III	IV	V	VI	VII	VIII	IX	X	XI	XII	XIII	XIV	XV
108	2016-17				Nilapari	5	100mtrs	4.50	22.50			521	R&D	R&D
109	2016-17				Oringi	1	100mtrs	4.50	4.50			701	R&D	R&D
110	2016-17			Pichu Road	Oringi	10	100mtrs	0.50	5.00			701	R&D	R&D
111	2016-17				Nilapari	10	100mtrs	0.50	5.00			521	R&D	R&D
112	2016-17			Metal Murum Road	Damdadbeda	1	100 mtr.	8.00	8.00			615	R&D	R&D
113	2016-17				Bayapoda	0.5	100mtrs	8.00	4.00			554	R&D	R&D
114	2016-17				Totaguda	0.5	100mtrs	8.00	4.00			248	R&D	R&D
115	2016-17				Bamring	0.3	100mtrs	8.00	2.40			131	R&D	R&D
116	2016-17				Nilapari	0.3	100mtrs	8.00	2.40			521	R&D	R&D
117	2016-17				Oringi	2	100mtrs	8.00	16.00			701	R&D	R&D
118	2016-17			CC road from Purunagumma to Bhairabi mandir road with drain	Purunagumma	1	1 No	3.00	3.00			215	DDA	Article 275 (1)
119	2016-17			Construction guard wall at chilipodar	Chilipodar	1	1 No	4.50	4.50			351	DDA	SCA to TSP
120	2016-17			Cross drainage at cilipodar	Chilipodar	1	1 No	5.00	5.00			351	DDA	SCA to TSP
121	2016-17													
122	2016-17								427.30					
123	2016-17								61.00					
124	2016-17		Housing	Construction of new AWC building & mini AWC	4villages	4	1 No	7.00	28.00			164	DDA	CCD
125	2016-17			IAY house	Purunagumma	23	1 No	1.04	23.92			23	BDO	PR Deptt.
126	2016-17				Tikarpoda (B)	15	1No	1.04	15.60			15	BDO	PR Deptt.
127	2016-17				Jholaguda	10	1No	1.04	10.40			10	BDO	PR Deptt.
128	2016-17				Naringijhola	10	1No	1.04	10.40			10	BDO	PR Deptt.
129	2016-17				Dabuguda	12	1No	1.04	12.48			12	BDO	PR Deptt.
130	2016-17				Bataguda	13	1No	1.04	13.52			13	BDO	PR Deptt.

Sl. No.	Year	Sector	Sub-Sector	Annual Works Proposed (along with rates)	Name of Village/Hamlet whether the proposed works is to be undertaken	Quantity (where applicable eg. Housing roads etc.)	Unit	Rate per Unit	Financial Target (Rs. In Lakhs)	No. of PVTG Beneficiaries (Male and Female separately where feasible)			Implementing Agency (State Govt./UT Admn./NGO)	Funding Source
										Male	Female	Total		
I	II	III	IV	V	VI	VII	VIII	IX	X	XI	XII	XIII	XIV	XV
131	2016-17				Chilipodar	14	1No	1.04	14.56			14	BDO	PR Deptt.
132	2016-17				Sub Total				128.88					
133	2016-17				Housing (CCD)				28.00					
134	2016-17		Electrification	Installation of Solar Home Light	Dabuguda	4	1 No	0.18	0.72			150	DDA / OREDA	CCD
135	2016-17			Installation of Solar Home Light	Damdorbeda	4	1 No	0.18	0.72			615	DDA / OREDA	CCD
136	2016-17				Bamring	4	1 No	0.18	0.72			131	DDA / OREDA	CCD
137	2016-17				Suripoda	3	1 No	0.18	0.54			134	DDA / OREDA	CCD
138	2016-17				Nilapari	4	1 No	0.18	0.72			201	DDA / OREDA	CCD
139	2016-17				Gongapoda	2	1 No	0.18	0.36			513	DDA / OREDA	CCD
140	2016-17				Totaguda	2	1 No	0.18	0.36			109	DDA / OREDA	CCD
141	2016-17				Muduluguda (A)	10	1 No	0.18	1.80			521	DDA / OREDA	CCD
142	2016-17				Solar Home Light(Lenthal)	All Didayi Villages	324	1No	0.05	16.20			324	DDA / OREDA
143	2016-17				Sub Total				22.14					
144	2016-17				Electrification (CCD)				22.14					
145	2016-17	Sustainable Livelihood Project	Irrigation	Construction of Diversion Weir	Purunagumma	1	1 No	5.00	5.00			229	DDA	CCD
146	2016-17			Construction of WHS	Oringi	1	1 No	5.00	5.00			450	DDA	CCD
147	2016-17			Construction of WHS	Chilipodar	1	1 No	5.00	5.00			146	DDA	CCD
148	2016-17			Construction of WHS	Tikirapada-A	1	1 No	5.00	5.00			247	DDA	CCD
149	2016-17			Construction of WHS	Damdarbeda	1	1 No	5.00	5.00			215	DDA	CCD
150	2016-17			Stone-wall Bonding	Bamring	2	1 No	5.00	10.00			132	DDA	CCD
151	2016-17			Stone-wall Bonding	Dantipada	3	1 No	1.50	4.50			131	DDA	CCD
152	2016-17			Construction of Check Dam.	Badankaiguda	1	1 No	5.00	5.00			201	DDA	CCD
153	2016-17			Construction of Check Dam.	Dabuguda	1	1 No	5.00	5.00			201	DDA	CCD

Sl. No.	Year	Sector	Sub-Sector	Annual Works Proposed (along with rates)	Name of Village/Hamlet whether the proposed works is to be undertaken	Quantity (where applicable eg. Housing roads etc.)	Unit	Rate per Unit	Financial Target (Rs. In Lakhs)	No. of PVTG Beneficiaries (Male and Female separately where feasible)			Implementing Agency (State Govt./UT Admn./NGO)	Funding Source
										Male	Female	Total		
I	II	III	IV	V	VI	VII	VIII	IX	X	XI	XII	XIII	XIV	XV
154	2016-17			.Cross band at Nilapari	Nilapari	2	1 No	5.00	10.00			201	DDA	CCD
155	2016-17			Cross band at Deamdarbeda	Damdarbeda	1	1 No	5.00	5.00			615	DDA	CCD
156	2016-17			Cross band at Suripada	Suripada	1	1 No	5.00	5.00			135	DDA	CCD
157	2016-17			Const. of drain at Muduliguda-a	Muduliguda (A)	1	1 No	5.00	5.00			521	DDA	CCD
158	2016-17			Drain at Nilapari	Nilapari	2	1 No	5.00	10.00			201	DDA	CCD
159	2016-17			Drain at Barlubandha	Barlubandha	1	1 No	5.00	5.00			118	DDA	CCD
160	2016-17			Diesel Pump set	25 Villages	25	1Nos	0.15	3.75			25 Villages	DDA	CCD
161	2016-17			Sub Total					93.25					
162	2016-17			Irrigation (CCD)					93.25					
163	2016-17		Agriculture	Agriculture Mini Kits	10 villages	10	1 Ac	0.30	3.00			10	DDA	CCD
164	2016-17			Supply of materials like ,Maiza,Niger,Ground nut,Musterd oil,Ragi	All DDA villages	35	50HC	0.40	14.00			All 37 villages	DDA	CCD
165	2016-17			Supply of Oil seed (Niger/ Mustard/ Ground nut / Local Pulses (Mung/Biri/ Kandula)	Bataguda	5	10	0.20	1.00			10	DDA	CCD
166	2016-17			Supply of oil seeds	All DDA villages	100	100AC	0.05	5.00			5	Agril Deptt	Agril Deptt
167	2016-17			Supply of agriculture equipmens	Tikirapada-B	10	10Ac	0.20	2.00			10	Agril Deptt	Agril Deptt
168	2016-17			Supply of agriculture equipmens	Jholaguda	10	10Ac	0.20	2.00			10	Agril Deptt	Agril Deptt
169	2016-17			Supply of agriculture equipmens	Dabuguda	10	10Ac	0.20	2.00			10	Agril Deptt	Agril Deptt
170	2016-17			Supply of agriculture equipmens	Naringijhola	10	10Ac	0.20	2.00			10	Agril Deptt	Agril Deptt
171	2016-17			Supply of pair of bullock	Chilipadar	5	5	0.30	1.50			5	Agril Deptt	Agril Deptt
172	2016-17			Supply of pair of bullock	Bataguda	5	5	0.30	1.50			5	Agril Deptt	Agril Deptt
173	2016-17		Agriculture	Supply of pair of bullock	Purunagumma	5	5	0.30	1.50			5	Agril Deptt	Agril Deptt
174	2016-17			Supply of pair of bullock	Tikirpada	5	5	0.30	1.50			5	Agril Deptt	Agril Deptt
175	2016-17			Supply of pair of bullock	Jholaguida	5	5	0.30	1.50			5	Agril Deptt	Agril Deptt
176	2016-17			Supply of pair of bullock	Dabuguda	5	5	0.30	1.50			5	Agril Deptt	Agril Deptt
177	2016-17			Supply of plough & Bullock	Orapdar	12	1	0.25	3.00			12	DDA	Agril Deptt
178	2016-17			Supply of pair of bullock	Naringijhola	5	5	0.30	1.50			5	DDA	Agril Deptt

Sl. No.	Year	Sector	Sub-Sector	Annual Works Proposed (along with rates)	Name of Village/Hamlet whether the proposed works is to be undertaken	Quantity (where applicable e.g. Housing roads etc.)	Unit	Rate per Unit	Financial Target (Rs. In Lakhs)	No. of PVTG Beneficiaries (Male and Female separately where feasible)			Implementing Agency (State Govt./UT Admn./NGO)	Funding Source
										Male	Female	Total		
I	II	III	IV	V	VI	VII	VIII	IX	X	XI	XII	XIII	XIV	XV
179	2016-17				Sub Total				44.50					
180	2016-17				Agriculture (CCD)				18.00					
181	2016-17		Horticulture	Mango,Cashew,Jafra ,Banana cultivation	35 Village of DDA	35	36	2.00	70.00			35	DDA & DDH	CCD
182	2016-17			Cultivation of Ginger and Turmeric	All DDA Villages	37	37 aC	1.00	37.00			37	DDA & DDH	CCD
183	2016-17				Sub Total				107.00					
184	2016-17				Horticulture (CCD)				107.00					
185	2016-17			Supply of Banaraj Chicks	192 beneficiaries	192	1Nos	0.05	9.60			192	CDVO	CCD
186	2016-17		Animal Husbandry	Supply of Fishing Net	Dabuguda	15	1 No	0.40	6.00			13	DDA	CCD
187	2016-17			Supply of Fishing Net	Jholaguda	10	1 No	0.40	4.00			8	DDA	CCD
188	2016-17			Supply of Fishing Net	Tikirapada-B	16	1 No	0.40	6.40			10	DDA	CCD
189	2016-17			Supply of poultry	All DDA Villages	1	1	9.60	9.60			All 37 villages	DDA	SCA to TSP
190	2016-17			Supply of Banaraj Chicks	12 Villages	12	1 No	0.20	2.40			130	CDVO	CCD
191	2016-17				Sub Total				38.00					
192	2016-17				Animal Husbandry (CCD)				28.40					
193	2016-17		SHG Development	Micro Credit support to SHGs	All Villages	36	1 No	0.10	3.60			460	DDA	CCD
194	2016-17			Micro Enterprise training to WSHGs	All SHGs	7	1 No	1.20	8.40			All SHGs	DDA & All Line Deptts.	CCD
195	2016-17			Assistance to SHG for livelihood enhasment projects including micro enterprises promotion	4 SHGs	4	1 No	1.22	4.88			49	DDA	SCA to TSP
196	2016-17			Skill Development to training	2 Nos of SHGs	2	1	1.25	2.50			25	DDA	SCA to TSP
197	2016-17			Construction of Production Centre for SHGs Turmaric powder and chili powder	Kudumuluguma	3	1 No	0.50	1.50			35	DDA	SCA to TSP
198	2016-17				Sub Total				20.88					
199	2016-17				SHG Dev (CCD)				12.00					
200	2016-17		Land Development	Stone-wall Bunding & Leveling	Oringi	50	1AC	0.20	10.00			50	DDA	CCD
201	2016-17			Stone-wall Bunding & Leveling	Orapdar	30	1AC	0.20	6.00			50	DDA	CCD

Sl. No.	Year	Sector	Sub-Sector	Annual Works Proposed (along with rates)	Name of Village/Hamlet whether the proposed works is to be undertaken	Quantity (where applicable e.g. Housing roads etc.)		Unit	Rate per Unit	Financial Target (Rs. In Lakhs)	No. of PVTG Beneficiaries (Male and Female separately where feasible)			Implementing Agency (State Govt./UT Admn./NGO)	Funding Source
											Male	Female	Total		
I	II	III	IV	V	VI	VII	VIII	IX	X	XI	XII	XIII	XIV	XV	
202	2016-17			Stone-wall Bunding & Leveling	Kodigandhi	12.5	1 AC	0.20	2.50			50	DDA	CCD	
203	2016-17			Stone-wall Bunding & Leveling	Sanyasiguda	10	1 AC	0.20	2.00			50	DDA	CCD	
204	2016-17			Stone-wall Bunding & Leveling	Totaguda	10	1 AC	0.20	2.00			50	DDA	CCD	
205	2016-17			Stone-wall Bunding & Leveling	Disariguda	10	1 AC	0.20	2.00			50	DDA	CCD	
206	2016-17			Stone-wall Bunding & Leveling	Nadimanjuri	10	1 AC	0.20	2.00			50	DDA	CCD	
207	2016-17			Sub Total						26.50					
208	2016-17			Land Development (CCD)						26.50					
209	2016-17		Social Security	New & Renewal for old families under Janashree Bima Yojana	All 37 Villages	2526	1 No	0.005	12.63			1819	DDA	CCD	
210	2016-17			Sub Total						12.63					
211	2016-17			Social Security (CCD)						12.63					
212	2016-17		Market linkage	Repair of Market pindi	Muduliguda-B	1	1 No	2.50	2.50			10	DDA	CCD	
213	2016-17			Construction of storage godown and Market linkage for promotion agriculture and Horticulture product	Nilapari	1	1 No	4.13	4.13			5	DDA	CCD	
214	2016-17			Construction of Rural Haat and Market Complex	Nilapari	1	1 No	0.40	0.40			10	DDA	SCA to TSP	
215	2016-17			Production Center and Processing Unit	Purunagumma	1	1 No	0.52	0.52			10	DDA	SCA to TSP	
216	2016-17			Cashew Unit processing	Nilapari	1	1	100.00	100.00			100	ITDA	ITDA	
217	2016-17			Sub Total						107.55					
218	2016-17			Market Linkage (CCD)						6.63					
219	2016-17														
220	2016-17		Capacity Building & Skill Training	Driving	Kudumuluguma	10	1 No	0.200	2.000			10	DDA	CCD	
221	2016-17			Tailoring & Cloth embroidery		10	1 No	0.245	2.450			5	DDA	CCD	
222	2016-17			Computer Operation		5	1 No	0.25	1.250			10	DDA	CCD	
223	2016-17			Mason training		10	1 No	0.242	2.420			10	DDA	CCD	
224	2016-17			Welding		10	1 No	0.25	2.535			6	DDA	CCD	
225	2016-17			Communication including road,bridge and CD work		1	1Nos	6.35	6.350			521	DDA	SCA to TSP	
226	2016-17			Sub Total						17.01					
227	2016-17			Capacity Building (CCD)						10.66					

Sl. No.	Year	Sector	Sub-Sector	Annual Works Proposed (along with rates)	Name of Village/Hamlet whether the proposed works is to be undertaken	Quantity (where applicable e.g. Housing roads etc.)	Unit	Rate per Unit	Financial Target (Rs. In Lakhs)	No. of PVTG Beneficiaries (Male and Female separately where feasible)			Implementing Agency (State Govt./UT Admn./NGO)	Funding Source
										Male	Female	Total		
I	II	III	IV	V	VI	VII	VIII	IX	X	XI	XII	XIII	XIV	XV
228	2016-17	Conservation of Culture		Construction of Museum-cum-Cultural Craft Centre	Purunagumma	1	2000 Sq feet	30.00	30.00	111	118	229	DDA	CCD
229	2016-17			Internal decoration of Museum	Purunagumma	1	1 no	20.00	20.00	111	118	229	ITDA	ITDA
230	2016-17			Supply of costumes for dance and musical instruments	Purunagumma	1	1 no	1.00	1.00	111	118	229	DDA	CCD
231	2016-17			Sponsoring of cultural troupes for participation at District / State/ National programme	All Villages	1	1 no	3.00	3.00			All 37 villages	DDA	CCD
232	2016-17			Annual Tribal Sports at Micro Project level to identify the sports person	All Villages	1	1 no	2.00	2.00			All 37 villages	DDA	CCD
233	2016-17			Exposure visit to other Micro Project Area	All Villages	1	1 no	2.00	2.00			All 37 villages	DDA	CCD
234	2016-17			Development of Folk Literature (Supplementary and its publication)	Kudumuluguma	1	1 no	5.00	5.00			All 37 villages	ITDA	ITDA
235	2016-17				Sub Total			63.00						
236	2016-17				Conservation of culture(CCD)			38.00						
237	2016-17	Project Management		Survey, Monitoring & Evaluation Expenses	Kudumulugumma	1	1 No	1.00	1.00			All 37 Villages	DDA	CCD
238	2016-17			Remuneration of MPWs	All Gyana Mandirs	7	1 No	0.60	4.20	7		7	DDA	OPELIP
239	2016-17			Remuneration of MPWs(D.A)	All Gyana Mandirs	7	1Nos	0.12	0.84	7		7	DDA	CCD
240	2016-17			DEOs	Kudumulugumma	1	1 No	1.02	1.02			All 37 Villages	DDA	OPELIP
241	2016-17			ASCO & JE	Kudumulugumma	1	1 No	1.8	1.80			All 37 Villages	DDA	OPELIP
242	2016-17			Retired Peon (Group- D)	Kudumulugumma	1	1 No	0.848	0.85			All 37 Villages	DDA	OPELIP
243	2016-17			Watchman (Group- D)	Kudumulugumma	1	1 No	1.096	1.10			All 37 Villages	DDA	OPELIP
244	2016-17			Transportation cost of Microproject (ASCO/JE & Micro Project Staff)	Kudumulugumma	1	1 No	1	1.00			All 37 Villages	DDA	OPELIP
245	2016-17			Mid Term Evaluation	Kudumulugumma	1	1 No	0.3	0.30			All 37 Villages	DDA	OPELIP
246	2016-17				Sub Total			12.10						

Sl. No.	Year	Sector	Sub-Sector	Annual Works Proposed (along with rates)	Name of Village/Hamlet whether the proposed works is to be undertaken	Quantity (where applicable e.g. Housing roads etc.)	Unit	Rate per Unit	Financial Target (Rs. In Lakhs)	No. of PVTG Beneficiaries (Male and Female separately where feasible)			Implementing Agency (State Govt./UT Admn./NGO)	Funding Source
										Male	Female	Total		
I	II	III	IV	V	VI	VII	VIII	IX	X	XI	XII	XIII	XIV	XV
247	2016-17				Project Management(CCD)			1.84						
248	2016-17				Grand Total			1333.10						
249	2016-17				Grand Total (CCD)			593.92						

1	2017-18	Social Sector		Boys' Education Complex. _										
2	2017-18		Education	Maintenance Allowance including mess charges	Muduliguda	250	1 No	0.08	20.00	250		250	DDA	CCD
3	2017-18			Provision of three pairs of dress in Boys' Edu. Complex	Muduliguda	250	1 No	0.009	2.25	250		250	DDA	CCD
4	2017-18			Cash stipend for availing tuition / coaching per primary students	Muduliguda	250	1 No	0.012	3.00	250		250	DDA	CCD
5	2017-18			Course Book, stationaries and other educational matters	Muduliguda	250	1 No	0.006	1.50	250		250	DDA	CCD
6	2017-18			Exam Fees	Muduliguda	250	1 No	5E-04	0.13	250		250	DDA	CCD
7	2017-18			Honorarium for full time teacher	Muduliguda	8	1 No	0.912	7.30			8	DDA	CCD
8	2017-18			Honorarium for Accountant	Muduliguda	1	1 No	0.84	0.84			1	DDA	CCD
9	2017-18			Honorarium for Cooks	Muduliguda	5	1 No	0.6936	3.47			5	DDA	CCD
10	2017-18			Honorarium for Watchmen	Muduliguda	2	1 No	0.6936	1.39			2	DDA	CCD
11	2017-18			Honorarium for Sweeper	Muduliguda	2	1 No	0.6936	1.39			2	DDA	CCD
12	2017-18			Honorarium for Peon	Muduliguda	1	1 No	0.6936	0.69			1	DDA	CCD
13	2017-18			Vocational/Skill development Training	Muduliguda	250	1 No	0.004	1.00			250	DDA	CCD
14	2017-18			Electricity and Water Charges	Muduliguda	1	1 No	1.2000	1.20			250	DDA	CCD
15	2017-18			Medical Care/ Contingency	Muduliguda	250	1 No	0.0075	1.88			250	DDA	CCD
16	2017-18			Health Care (Hospitalization, visit of Doctors,annual health check up etc)	Muduliguda	250	1 No	0.005	1.25			250	DDA	CCD

Sl. No.	Year	Sector	Sub-Sector	Annual Works Proposed (along with rates)	Name of Village/Hamlet whether the proposed works is to be undertaken	Quantity (where applicable e.g. Housing roads etc.)	Unit	Rate per Unit	Financial Target (Rs. In Lakhs)	No. of PVTG Beneficiaries (Male and Female separately where feasible)			Implementing Agency (State Govt./UT Admn./NGO)	Funding Source
										Male	Female	Total		
I	II	III	IV	V	VI	VII	VIII	IX	X	XI	XII	XIII	XIV	XV
17	2017-18			Miscellaneous including Toiletries	Muduliguda	250	1 No	0.006	1.50			250	DDA	CCD
18	2017-18			PTA/ Sports Function/ Cultural function	Muduliguda	250	1 No	0.0015	0.38			250	DDA	CCD
19	2017-18			Tour/ Campus	Muduliguda	250	1 No	0.02	5.00			250	DDA	CCD
20	2017-18			Incentives to each Boy student to meet their day to day requirement	Muduliguda	250	1 No	0.012	3.00			250	DDA	CCD
21	2017-18		Education	Construction of Common room	Muduliguda	1	1 No	5.00	5.00	250		250	DDA	CCD
22	2017-18			Construction of Teachers Quarter	Muduliguda	2	1 No	12.50	25.00	250		250	DDA	Article 275 (1)
23	2017-18			Construction of Class room	Muduliguda	2	1 No	10.00	20.00	250		250	PA, ITDA	ITDA
24	2017-18			Construction of Hostel Building for Boys Educational Complex	Muduliguda	1	1 No	100.00	100.00	150		250	PA, ITDA	ITDA
25	2017-18			Construction of Office building (Boys Education Complex,)	Muduliguda	1	1 No	10.00	10.00	250		250	PA, ITDA	ITDA
26	2017-18			Instalation of Deep Borwell with over head tank in Boys	Muduliguda	1	1 No	10.00	10.00	250		250	PA, ITDA	ITDA
27	2017-18			Cash stipend for availing tution / coaching per primary students	Muduliguda	250	1 No	0.012	3.00	200		250	DDA	CCD
28	2017-18			Supply of reading writting, games and sports materials Boys Educaton Complex	Muduliguda	250	1 No	0.006	1.50	200		250	DDA	CCD
29	2017-18								231.65					
30	2017-18								66.65					
31	2017-18			Girls' Education Complex										
32	2017-18			Building repair & maintenance of Girls' Education Complex (DA)	Nandiniguda	1	1 No	1.64	1.64			250	DDA	CCD
33	2017-18			Building repair & maintenance of Girls' Education Complex	Nandiniguda	1	1 No	0.36	0.36			250	DDA	MOTA
34	2017-18			Maintenance Allowance including mess charges (DA)	Nandiniguda	250	1 No	0.010	2.50			250	DDA	CCD
35	2017-18			Maintenance Allowance including mess charges	Nandiniguda	250	1 No	0.075	18.75			250	DDA	MOTA
36	2017-18			Provision of three pairs of dress to about 250 students Girls Edu. Complex (DA)	Nandiniguda	250	3 No	0.003	0.75			250	DDA	CCD
37	2017-18			Provision of three pairs of dress to about 250 students Girls Edu. Complex	Nandiniguda	250	3 No	0.009	2.25			250	DDA	MOTA

Sl. No.	Year	Sector	Sub-Sector	Annual Works Proposed (along with rates)	Name of Village/Hamlet whether the proposed works is to be undertaken	Quantity (where applicable e.g. Housing roads etc.)	Unit	Rate per Unit	Financial Target (Rs. In Lakhs)	No. of PVTG Beneficiaries (Male and Female separately where feasible)			Implementing Agency (State Govt./UT Admn./NGO)	Funding Source
										Male	Female	Total		
I	II	III	IV	V	VI	VII	VIII	IX	X	XI	XII	XIII	XIV	XV
38	2017-18			Cash stipend for availing tuition / coaching per primary students (DA)	Nandiniguda	150	1 No	0.010	1.50			150	DDA	CCD
39	2017-18			Cash stipend for availing tuition / coaching per Upper primary students (DA)	Nandiniguda	100	1 No	0.020	2.00			100	DDA	CCD
40	2017-18			Supply of reading writing, games and sports materials Girls Educational Complex	Nandiniguda	250	1 No	0.006	1.50			250	DDA	MOTA
41	2017-18		Education	Supply of reading writing, games and sports materials Girls Educational Complex (DA)	Nandiniguda	250	1 No	0.006	1.50			250	DDA	CCD
42	2017-18			Examination fees (DA)	Nandiniguda	250	1 No	0.0005	0.13			250	DDA	CCD
43	2017-18			Examination fees	Nandiniguda	250	1 No	0.0005	0.13			250	DDA	MOTA
44	2017-18			Honorarium for full time teacher (DA)	Nandiniguda	11	1 No	0.312	3.43			1	DDA	CCD
45	2017-18			Honorarium for full time teacher	Nandiniguda	11	1 No	0.60	6.60			11	DDA	MOTA
46	2017-18			Honorarium for Accountant (DA)	Nandiniguda	1	1 No	0.42	0.42			1	DDA	CCD
47	2017-18			Honorarium for Accountant	Nandiniguda	1	1 No	0.42	0.42			1	DDA	MOTA
48	2017-18			Honorarium for Watchmen (DA)	Nandiniguda	1	1 No	0.5376	0.54			1	DDA	CCD
49	2017-18			Honorarium for Watchmen	Nandiniguda	1	1 No	0.156	0.16			1	DDA	MOTA
50	2017-18			Honorarium for Sweeper(DA)	Nandiniguda	2	1 No	0.5376	1.08			2	DDA	CCD
51	2017-18			Honorarium for Sweeper	Nandiniguda	2	1 No	0.156	0.31			2	DDA	MOTA
52	2017-18			Honorarium for Peon (DA)	Nandiniguda	2	1 No	0.5136	1.03			2	DDA	CCD
53	2017-18			Honorarium for Peon	Nandiniguda	2	1 No	0.18	0.36			2	DDA	MOTA
54	2017-18			Honorarium for Cooks (DA)	Nandiniguda	5	1 No	0.5136	2.57			5	DDA	CCD
55	2017-18			Honorarium for Cooks	Nandiniguda	5	1 No	0.180	0.90			5	DDA	MOTA
56	2017-18			Vocational / Skill Development Training	Nandiniguda	250	1 No	0.004	1.00			250	DDA	MOTA
57	2017-18			Electricity and Water charges	Nandiniguda	1	1 No	0.60	0.60			250	DDA	MOTA
58	2017-18			Electricity and Water charges(DA)	Nandiniguda	1	1 No	1.20	1.20			250	DDA	CCD
59	2017-18			Medical Care/ Contingency(DA)	Nandiniguda	1	1 No	0.90	0.90			250	DDA	CCD
60	2017-18			Medical Care/ Contingency	Nandiniguda	1	1 No	1.875	1.88			250	DDA	MOTA

Sl. No.	Year	Sector	Sub-Sector	Annual Works Proposed (along with rates)	Name of Village/Hamlet whether the proposed works is to be undertaken	Quantity (where applicable e.g. Housing roads etc.)	Unit	Rate per Unit	Financial Target (Rs. In Lakhs)	No. of PVTG Beneficiaries (Male and Female separately where feasible)			Implementing Agency (State Govt./UT Admn./NGO)	Funding Source
										Male	Female	Total		
I	II	III	IV	V	VI	VII	VIII	IX	X	XI	XII	XIII	XIV	XV
61	2017-18		Education	Health care (Hospitalization, visit of doctors, annual health check up etc)(DA)	Nandiniguda	1	1 No	0.60	0.60			250	DDA	CCD
62	2017-18			Health care (Hospitalization, visit of doctors, annual health check up etc)	Nandiniguda	1	1 No	1.25	1.25			250	DDA	MOTA
63	2017-18			Miscellaneous including toiletries etc (DA)	Nandiniguda	150	1 No	0.002	0.30			150	DDA	CCD
64	2017-18			Miscellaneous including toiletries etc	Nandiniguda	100	1 No	0.0026	0.26			100	DDA	CCD
65	2017-18			PTA/ Sports Function/ Cultural function	Nandiniguda	250	1 No	0.0015	0.38			250	DDA	MOTA
66	2017-18			Tour / Campus (DA)	Nandiniguda	250	1 No	0.02	5.00			250	DDA	CCD
67	2017-18			Incentives to each girl student to meet their day to day requirement	Nandiniguda	250	1 No	0.012	3.00			250	DDA	MOTA
68	2017-18			Provision of Health & Education	Nandiniguda	1	1 No	1.850	1.85			250	DDA	Article 275 (1)
69	2017-18			Sanitation Facility and incineration (Girls Education Comolex having 250 students)	Nandiniguda	250	1 No	0.010	2.50			250	DDA	Article 275 (1)
70	2017-18			Provision for Annual Sports(DA)	2 High schools(Boy & Girl), 1 Education Complex (Girls)	1	1 No	0.26	0.26	367		914	DDA	CCD
71	2017-18				Sub Total				71.78					
72	2017-18				Girls' Education Complex(CCD)				27.60					
73	2017-18		Education	Gyana Mandir										
74	2017-18			Construction of Gyan Mandir	Maribeda	1	1 No	7.50	7.50			50	DDA	ITDA
75	2017-18			Construction of Gyan Mandir	Angurguda	1	1 No	7.50	7.50			50	DDA	ITDA
76	2017-18			Construction of Gyan Mandir	Jholaguda	1	1No	7.50	7.50			50	DDA	CCD
77	2017-18			Construction of Gyan Mandir	Gongapoda	1	1 No	7.50	7.50			50	DDA	ITDA
78	2017-18			Course Book, stationaries and other educational matters	All Gyan Mandirs	3	1 No	0.34	1.02			150	DDA	CCD
79	2017-18				Sub Total				31.02					
80	2017-18				Gyan Mandir (CCD)				8.52					
81	2017-18				Education Sub Total				334.45					

Sl. No.	Year	Sector	Sub-Sector	Annual Works Proposed (along with rates)	Name of Village/Hamlet whether the proposed works is to be undertaken	Quantity (where applicable e.g. Housing roads etc.)	Unit	Rate per Unit	Financial Target (Rs. In Lakhs)	No. of PVTG Beneficiaries (Male and Female separately where feasible)			Implementing Agency (State Govt./UT Admn./NGO)	Funding Source
										Male	Female	Total		
I	II	III	IV	V	VI	VII	VIII	IX	X	XI	XII	XIII	XIV	XV
82	2017-18				Education(CCD)				102.76					
83	2017-18		Health & Nutrition	Supply of medicines diet and reimbursement of medicines(including) Auyurvedic consultancy	All Villages	37	1 No	0.250	9.25			All Villagers	DDA	CCD
84	2017-18			Development of habitat clearing of village surrounding, drainage system, compost pit, improvement of street/ footpath (Bush cutting)	18 Villages	18	1 No	0.500	9.00			All Villagers	DDA	CCD
85	2017-18			Maintanance of Ambulance	Nilapari	1	1 No	2.000	2.00			All Villagers	H & FW & DDA	CCD
86	2017-18			Remuneration of Ambulance Driver	All Villages	1	1 No	2.000	2.00			All Villagers	H & FW & DDA	CCD
87	2017-18			Organisation of Special T.B identification camp / eye camp.	All villages	1	1 No	1.000	1.00			Whole DDA Area	H & FW & DDA	CCD
88	2017-18			Organisation of Health camp	All Villages	37	1 No	0.200	7.40			All Villagers	H & FW & DDA	CCD
89	2017-18			Transportation of serious wounded ill suffered patients for treatment	All Villages	1	1 No	4.000	4.00			All Villagers	H & FW & DDA	CCD
90	2017-18			DDT spray to all households	All households		1 No		0.00			1819	H & FW & DDA	CCD
91	2017-18			First-Aid training to traditinal Medicines man, lady Labour Attendant (LLA) to educated Bonda youth and MPW and supply of kits and boxes with first-aid medicines including girls and adults)	All villages	1	1 No	4.000	4.00			100	H & FW & DDA	CCD
92	2017-18			Yearly Sickle Cell Screening of all children (0-14Years)	37 Villages	400	1 No	0.001	0.40			37 Villages	H & FW & DDA	CCD
93	2017-18			Maping of Health, Nutrition & Social infrastructure in Micro Project Areas	37 Villages			LS	1.25			37 Villages	Micro Project (UNICEF Supported)	(H&FW)UNICEF

Sl. No.	Year	Sector	Sub-Sector	Annual Works Proposed (along with rates)	Name of Village/Hamlet whether the proposed works is to be undertaken	Quantity (where applicable e.g. Housing roads etc.)	Unit	Rate per Unit	Financial Target (Rs. In Lakhs)	No. of PVTG Beneficiaries (Male and Female separately where feasible)			Implementing Agency (State Govt./UT Admn./NGO)	Funding Source
										Male	Female	Total		
I	II	III	IV	V	VI	VII	VIII	IX	X	XI	XII	XIII	XIV	XV
94	2017-18			State Level Refresher of Key Micro Project Officials on community mobilization and immunization(2 days)	37 Villages	6	6	0.03	0.18			37 Villages	SCSTRTI (UNICEF Supported)	(H&FW)UNICEF
95	2017-18		Health & Nutrition	Project Level Refresher of Key Micro Project Officials oncommunity mobilization and immunization(2days)	37 Villages	20	20	0.007	0.14			37 Villages	Micro Project (UNICEF Supported)	(H&FW)UNICEF
96	2017-18			Monthly Review of Micro Projects by the Collector	37 Villages	12	12	0.005	0.06			37 Villages	Micro Project (UNICEF Supported)	(H&FW)UNICEF
97	2017-18			Reprinting of Sickle Cell School Health Card	37 Villages	500	500	5E-04	0.25			37 Villages	Micro Project (UNICEF Supported)	(H&FW)UNICEF
98	2017-18			Half yearly third party monitoring of Programme Indicators , Sharing of findings and action plan finalisation	37 Villages	LS	LS		0.50			37 Villages	SCSTRTI (UNICEF Supported)	UNICEF
99	2017-18			Health & Nutrition SITAN (Identification of endemic Diseases and Nutrition issues) of Microprojects	37 Villages	LS	LS		4.00			37 Villages	Micro Project (UNICEF Supported)	UNICEF
100	2017-18				Sub Total				45.43					
101	2017-18				Health (CCD)				39.05					
102	2017-18		Drinking water & Sanitation	Tank pond	Maribeda	1	1 No	1.00	1.00			95	RWSS	RD Deptt
103	2017-18			Tank pond	Tabaru	1	1 No	1.00	1.00			236	RWSS	RD Deptt
104	2017-18			Tank pond	Dhakodpadar	1	1 No	1.00	1.00			240	RWSS	RD Deptt

Sl. No.	Year	Sector	Sub-Sector	Annual Works Proposed (along with rates)	Name of Village/Hamlet whether the proposed works is to be undertaken	Quantity (where applicable eg. Housing roads etc.)		Unit	Rate per Unit	Financial Target (Rs. In Lakhs)	No. of PVTG Beneficiaries (Male and Female separately where feasible)			Implementing Agency (State Govt./UT Admn./NGO)	Funding Source
						Male	Female				Total				
I	II	III	IV	V	VI	VII	VIII	IX	X	XI	XII	XIII	XIV	XV	
105	2017-18			Tank pond	Jantri	1	1 No	1.00	1.00			88	RWSS	RD Deptt	
106	2017-18			Tank pond	Angurguda	1	1 No	1.00	1.00			80	RWSS	RD Deptt	
107	2017-18			Tank pond	Arlingpada	1	1 No	1.00	1.00			56	RWSS	RD Deptt	
108	2017-18			Tank pond	Badankaguda	1	1 No	1.00	1.00			313	RWSS	RD Deptt	
109	2017-18			Tank pond	Maribeda	1	1 No	1.00	1.00			95	RWSS	RD Deptt	
110	2017-18			Pipe water	Kantamanjuri	1	1 No	10.00	10.00			102	RWSS	RD Deptt	
111	2017-18			Pipe water	Badankiaguda	1	1 No	10.00	10.00			313	RWSS	RD Deptt	
112	2017-18			Cistern	Maribeda	1	1 No	1.00	1.00			95	RWSS	RD Deptt	
113	2017-18			Cistern	Tabaru	1	1 No	1.00	1.00			236	RWSS	RD Deptt	
114	2017-18			Cistern	Dhakodpadar	1	1 No	1.00	1.00			240	RWSS	RD Deptt	
115	2017-18			Cistern	Jantri	1	1 No	1.00	1.00			88	RWSS	RD Deptt	
116	2017-18			Cistern	Angurguda	1	1 No	1.00	1.00			80	RWSS	RD Deptt	
117	2017-18			Cistern	Arlingpada	1	1 No	1.00	1.00			56	RWSS	RD Deptt	
118	2017-18			Tube well	Maribeda	1	1 No	1.25	1.25			95	RWSS	RD Deptt	
119	2017-18			Tube well	Tabaru	1	1 No	1.25	1.25			236	RWSS	RD Deptt	
120	2017-18			Tube well	Dhakodpadar	1	1 No	1.25	1.25			240	RWSS	RD Deptt	
121	2017-18			Tube well	Jantri	1	1 No	1.25	1.25			88	RWSS	RD Deptt	
122	2017-18			Tube well	Angurguda	1	1 No	1.25	1.25			80	RWSS	RD Deptt	
123	2017-18			Tube well	Arlingpada	1	1 No	1.25	1.25			56	RWSS	RD Deptt	
124	2017-18			Tube well	Kantamanjuri	1	1 No	1.25	1.25			102	RWSS	RD Deptt	
125	2017-18			Construction of Well	Badankiaguda	1	1 No	1.00	1.00			313	RWSS	RD Deptt	
126	2017-18			Sub Total					43.75						
127	2017-18			Drinking water(CCD)					0.00						
128	2017-18	Infrastructure	Connectivity	Culverts	Maribeda	1	1 No	5.00	5.00			95	RD Deptt	RD Deptt	
129	2017-18			Completion of Incomplete CC road	Maribeda	1	1 No	5.00	5.00			95	DDA	CCD	
130	2017-18			Big size culvert with guardwall in between Muduliguda and Machaguda	Maribeda	2	1 No	10.00	20.00			95	RD	RD Deptt	
131	2017-18			Culverts	Maribeda	2	1 No	5.00	10.00			95	DDA	CCD	

Sl. No.	Year	Sector	Sub-Sector	Annual Works Proposed (along with rates)	Name of Village/Hamlet whether the proposed works is to be undertaken	Quantity (where applicable e.g. Housing roads etc.)	Unit	Rate per Unit	Financial Target (Rs. In Lakhs)	No. of PVTG Beneficiaries (Male and Female separately where feasible)			Implementing Agency (State Govt./UT Admn./NGO)	Funding Source
										Male	Female	Total		
I	II	III	IV	V	VI	VII	VIII	IX	X	XI	XII	XIII	XIV	XV
132	2017-18			Bridge	Maribeda	1	1 No	20.00	20.00			95	RD Deptt	RD Deptt
133	2017-18			Completion of Incomplete CC road	Badankiguda	2	100 mtrs	5.00	10.00			313	RD Deptt	RD Deptt
134	2017-18			Metal Murum road	Badankiguda	1.6	100 mtrs	5.00	8.00			313	RD Deptt	RD Deptt
135	2017-18			Culverts	Badankiguda	2	1 No	5.00	10.00			313	RD Deptt	RD Deptt
136	2017-18			Bridge	Badankiguda	1	1 No	20.00	20.00			313	RD Deptt	RD Deptt
137	2017-18			Completion of Incomplete CC road	Kantamanjuri	2	100 mtrs	5.00	10.00			102	DDA	CCD
138	2017-18			Metal Mudum road	Kantamanjuri	1.6	1 No	5.00	8.00			102	DDA	CCD
139	2017-18			Culverts	Kantamanjuri	2	1 No	5.00	10.00			102	DDA	CCD
140	2017-18			Bridge	Kantamanjuri	1	1 No	20.00	20.00			102	RD Deptt	RD Deptt
141	2017-18			Completion of Incomplete CC road	Arlingpada	2	100 mtrs	5.00	10.00			56	DDA	CCD
142	2017-18			Metal Murum road	Arlingpada	0.5	1 No	8.00	4.00			56	DDA	CCD
143	2017-18			Culverts	Arlingpada	1	1 No	5.00	5.00			56	DDA	CCD
144	2017-18			Completion of Incomplete CC road	Angurguda	2	100 mtrs	5.00	10.00			80	RD Deptt	RD Deptt
145	2017-18			Metal Murum road	Angurguda	0.5	1 No	8.00	4.00			80	RD Deptt	RD Deptt
146	2017-18			Bridge	Angurguda	1	1 No	20.00	20.00			80	RD Deptt	RD Deptt
147	2017-18			Guardwall	Angurguda	2	100 mtrs	0.45	0.90			80	RD Deptt	RD Deptt
148	2017-18			Completion of Incomplete CC road	Jantri	4	100 mtrs	4.50	18.00			88	RD Deptt	RD Deptt
149	2017-18			Metal Murum road	Jantri	2	300 mtrs	4.00	8.00			88	RD Deptt	RD Deptt
150	2017-18			Culverts	Jantri	2	1 No	5.00	10.00			88	RD Deptt	RD Deptt
151	2017-18			Bridge	Jantri	1	1 No	7.50	7.50			88	RD Deptt	RD Deptt
152	2017-18			Guardwall	Jantri	2	1 No	4.85	9.70			88	RD Deptt	RD Deptt
153	2017-18			Completion of Incomplete CC road	Dhakodpadar	1	1 No	4.50	4.50			240	RD Deptt	RD Deptt
154	2017-18			Culverts	Dhakodpadar	2	1 No	5.00	10.00			240	RD Deptt	RD Deptt
155	2017-18			Phutpath	Dhakodpadar	10	100 mtrs	0.35	3.50			240	RD Deptt	RD Deptt
156	2017-18			Bridge	Dhakodpadar	1	1 No	7.50	7.50			240	RD Deptt	RD Deptt

Sl. No.	Year	Sector	Sub-Sector	Annual Works Proposed (along with rates)	Name of Village/Hamlet whether the proposed works is to be undertaken	Quantity (where applicable eg. Housing roads etc.)	Unit	Rate per Unit	Financial Target (Rs. In Lakhs)	No. of PVTG Beneficiaries (Male and Female separately where feasible)			Implementing Agency (State Govt./UT Admn./NGO)	Funding Source
										Male	Female	Total		
I	II	III	IV	V	VI	VII	VIII	IX	X	XI	XII	XIII	XIV	XV
157	2017-18			Guardwall	Dhakodpadar	1	100 mtrs	4.85	4.85			240	RD Deptt	RD Deptt
158	2017-18			Completion of Incomplete CC road	Tabaru	2	100 mtrs	4.50	9.00			236	RD Deptt	RD Deptt
159	2017-18			Footpath	Tabaru	20	100 mtrs	0.35	7.00			236	RD Deptt	RD Deptt
160	2017-18			Metal Murum road	Tabaru	1	1 No	4.00	4.00			236	DDA	CCD
161	2017-18			Culverts	Tabaru	2	1 No	5.00	10.00			236	RD Deptt	RD Deptt
162	2017-18			Bridge	Tabaru	1	1 No	7.50	7.50			236	RD Deptt	RD Deptt
163	2017-18			Guardwall	Tabaru	1	100 mtrs	4.85	4.85			236	RD Deptt	RD Deptt
164	2017-18			Plat form in front of house	Tabaru	50	1 No	0.10	5.00			236	RD Deptt	RD Deptt
165	2017-18								340.80					
166	2017-18								66.00					
167	2017-18		Housing	IAY house	Khajuriguda	12	1 No	1.04	12.48			12	PR Deptt	PR Deptt
168	2017-18			IAY house	Bayapada	11	1 No	1.04	11.44			11	PR Deptt	PR Deptt
169	2017-18			IAY house	Suripada	7	1 No	1.04	7.28			7	PR Deptt	PR Deptt
170	2017-18			IAY house	Gangapada	17	1 No	1.04	17.68			17	PR Deptt	PR Deptt
171	2017-18			IAY house	Damdarbeda	29	1 No	1.04	30.16			30	DDA	CCD
172	2017-18			IAY house	Bataguda	13	1 No	1.04	13.52			13	PR Deptt	PR Deptt
173	2017-18			IAY house	Badankiguda	36	1 No	1.04	37.44			36	PR Deptt	PR Deptt
174	2017-18			IAY house	Tikarapada-A	14	1 No	1.04	14.56			14	PR Deptt	PR Deptt
175	2017-18			IAY house	Ghisingbeda	39	1 No	1.04	40.56			39	PR Deptt	PR Deptt
176	2017-18								185.12					
177	2017-18								30.16					
178	2017-18		Electrification	Solarlight (Street light)	Tabaru	4	1 No	0.30	1.20			236	DREDA/DDA	CCD
179	2017-18			House light	Tabaru	15	1 No	0.5	7.50			10	DREDA/DDA	CCD
180	2017-18			Solarlight (Street light)	Dhakodpadar	4	1 No	0.20	0.80			240	DREDA/DDA	CCD
181	2017-18			House light	Dhakodpadar	20	1 No	0.05	1.00			10	DREDA/DDA	CCD
182	2017-18			Solarlight (Street light)	Jantri	4	1 No	0.20	0.80			88	DREDA/DDA	CCD

Sl. No.	Year	Sector	Sub-Sector	Annual Works Proposed (along with rates)	Name of Village/Hamlet whether the proposed works is to be undertaken	Quantity (where applicable eg. Housing roads etc.)	Unit	Rate per Unit	Financial Target (Rs. In Lakhs)	No. of PVTG Beneficiaries (Male and Female separately where feasible)			Implementing Agency (State Govt./UT Admn./NGO)	Funding Source	
										Male	Female	Total			
I	II	III	IV	V	VI	VII	VIII	IX	X	XI	XII	XIII	XIV	XV	
183	2017-18			House light	Jantri	17	1 No	0.05	0.85			5	DREDA/DDA	CCD	
184	2017-18			Solarlight (Street light)	Angurguda	3	1 No	0.30	0.90			80	DREDA/DDA	CCD	
185	2017-18			House light	Angurguda	10	1 No	0.05	0.50			5	DREDA/DDA	CCD	
186	2017-18			Solarlight (Street light)	Arlingpada	3	1 No	0.30	0.90			56	DREDA/DDA	CCD	
187	2017-18			House light	Arlingpada	17	1 No	0.05	0.85			5	DREDA/DDA	CCD	
188	2017-18			Solarlight (Street light)	Kantamanjuri	4	1 No	0.3	1.20			102	DREDA/DDA	CCD	
189	2017-18			House light	Kantamanjuri	10	1 No	0.05	0.50			10	DREDA/DDA	CCD	
190	2017-18			Solarlight (Street light)	Badankaguda	4	1 No	0.3	1.20			313	DREDA/DDA	CCD	
191	2017-18			House light	Badankaguda	75	1 No	0.05	3.75			75	DREDA/DDA	CCD	
192	2017-18			Solarlight (Street light)	Maribeda	3	1 No	0.3	0.90			95	DREDA/DDA	CCD	
193	2017-18			House light	Maribeda	20	1 No	0.05	1.00			10	DREDA/DDA	CCD	
194	2017-18			Sub Total						23.85					
195	2017-18			Electrification (CCD)						23.85					
196	2017-18	Sustainable Livelihood Project	Irrigation	Construction of Drain	Damdarbeda	1	100 mtrs	5.00	5.00			615	DDA	CCD	
197	2017-18			Construction of Drain	Suripada	1	100 mtrs	5.00	5.00			134	DDA	CCD	
198	2017-18			Construction of Drain	Gangapada	1	100 mtrs	5.00	5.00			513	DDA	CCD	
199	2017-18			Construction of Drain	Bataguda	1	100 mtrs	5.00	5.00			146	DDA	CCD	
200	2017-18			Field Canal	Chilipdar	1.5	100 mtrs	5.00	7.50			157	DDA	CCD	
201	2017-18			Construction of cheak dam at Karkaguda	Karkaguda	1.74	100 mtrs	5.00	8.70			120	DDA	CCD	
202	2017-18			Construction of Diversion were near Tikrapada -A	Tikirapada-A	1	100 mtrs	5.00	5.00			48	DDA	CCD	
203	2017-18			Field chanal at Tabaru	Tabaru	1	100 mtrs	5.00	5.00			215	DDA	CCD	
204	2017-18			Field Canal	Naringijhola	1	100 mtrs	5.00	5.00			214	DDA	CCD	
205	2017-18			Construction of Drain	Amlibeda	1	100 mtrs	5.00	5.00			148	DDA	CCD	

Sl. No.	Year	Sector	Sub-Sector	Annual Works Proposed (along with rates)	Name of Village/Hamlet whether the proposed works is to be undertaken	Quantity (where applicable eg. Housing roads etc.)		Unit	Rate per Unit	Financial Target (Rs. In Lakhs)	No. of PVTG Beneficiaries (Male and Female separately where feasible)			Implementing Agency (State Govt./UT Admn./NGO)	Funding Source
						Male	Female				Total				
I	II	III	IV	V	VI	VII	VIII	IX	X	XI	XII	XIII	XIV	XV	
206	2017-18			Cheakdam at Gardenpadar	Gardenpadar	1	100 mtrc	5.00	5.00			215	DDA	CCD	
207	2017-18			Cheakdam at Naringijhola	Naringijhola	1	100 mtrc	5.00	5.00			251	DDA	CCD	
208	2017-18			Cheakdam at Amlibeda	Amlibeda	1	100 mtrc	5.00	5.00			482	DDA	CCD	
209	2017-18			Cheakdam at Angurguda	Angurguda	1	100 mtrc	5.00	5.00			215	DDA	CCD	
210	2017-18			Cheakdam at Chilipadar	Chilipadar	1	100 mtrc	4.50	4.50			158	DDA	CCD	
211	2017-18		Irrigation	Construction of Drain	Ghisinghbeda	2	100 mtrc	2.50	5.00			307	DDA	CCD	
212	2017-18			Construction of Drain	Angurguyda	2	100 mtrc	2.50	5.00			80	DDA	CCD	
213	2017-18			Construction of Drain	Khajuriguda	2	100 mtrc	2.50	5.00			194	DDA	CCD	
214	2017-18			Construction of Drain	Orapadar	2	100 mtrc	2.50	5.00			375	DDA	CCD	
215	2017-18			Sub Total					100.70						
216	2017-18			Irrigation(CCD)					100.7						
217	2017-18		Agriculture	Supply of Agriculture Equipments	Ghisinghbeda	15	1 No	0.20	3.00			15	Agril.Deptt	Agril.Deptt	
218	2017-18			Supply of Agriculture Equipments	Tikrapada-A	19	1 No	0.20	3.80			19	Agril.Deptt	Agril.Deptt	
219	2017-18			Supply of Agriculture Equipments	badankiaguda	10	1 No	0.20	2.00			10	Agril.Deptt	Agril.Deptt	
220	2017-18			Supply of Agriculture Equipments	Suripada	12	1 No	0.20	2.40			12	Agril.Deptt	Agril.Deptt	
221	2017-18			Supply of materials like maize,niger,groun note ,mustard,rangi	All DDA Villages	60	1 No	0.33	19.80			60	DDA	CCD	
222	2017-18			Agriculture Activities	10 Villages	10	1 No	0.500	5.00		100	100	DDA	SCA to TSP	
223	2017-18			Sub Total					36.00						
224	2017-18			Agriculture(CCD)					19.80						
225	2017-18		Horticulture	Mango ,cashew ,Jafra ,Banana plantation	All DDA Villages	20	1Ac	4.25	85.00			All villagers	DDA	CCD	
226	2017-18			Wadi Cultivation	All DDA Villages	12	1Ac	1.00	12.00			All villagers	DDA	CCD	
227	2017-18			Cultivation of Ginger and Termuric	All DDA Villages	50	1Ac	0.40	20.00			All villagers	DDA	CCD	
228	2017-18			Vegetable Cultivation (Vegetable mini kits)	All DDA Villages	500	1 No	0.01	5.00			1000	DDA	SCA to TSP	
229	2017-18			Sub Total					122.00						
230	2017-18			Horticulture(CCD)					117.00						
231	2017-18		Animal Husbandry	Pair of Bullock	Tikrapada-A	7	1 No	0.30	2.10			7	DDA	CCD	
232	2017-18			Pair of Bullock	Badankiaguda	9	1 No	0.30	2.70			9	DDA	CCD	

Sl. No.	Year	Sector	Sub-Sector	Annual Works Proposed (along with rates)	Name of Village/Hamlet whether the proposed works is to be undertaken	Quantity (where applicable e.g. Housing roads etc.)	Unit	Rate per Unit	Financial Target (Rs. In Lakhs)	No. of PVTG Beneficiaries (Male and Female separately where feasible)			Implementing Agency (State Govt./UT Admn./NGO)	Funding Source
										Male	Female	Total		
I	II	III	IV	V	VI	VII	VIII	IX	X	XI	XII	XIII	XIV	XV
233	2017-18			Pair of Bullock	Damdarbeda	23	1 No	0.30	6.90			38	DDA	CCD
234	2017-18			Animal Health Camp	Didayi village	6	1 No	0.10	0.60			600	DDa	CCD
235	2017-18			Cattle shad for plough	Didayi Village	15	1 No	0.10	1.50			15	DDA	CCD
236	2017-18			Supply of Net & Boat	Khajuriguda	10	1 No	0.40	4.00			8	DDA	CCD
237	2017-18			Poultry,Goatery	Didayi Village	1	1 No	10.00	10.00			1	DDA	SCA to TSP
238	2017-18			Pair of Bullock	Gisinghbeda	5	1 No	0.30	1.50			5	A & H Dept	A & H Deptt
239	2017-18			Goatery	Khajuriguda	10	1 No	0.02	0.20			10	A & H Dept	A & H Deptt
240	2017-18			Goatery	Bayapada	16	1 No	0.02	0.32			16	A & H Dept	A & H Deptt
241	2017-18			Goatery	Nilapari	5	1 No	0.02	0.10			5	A & H Dept	A & H Deptt
242	2017-18			Goatery	Bamring	5	1 No	0.02	0.10			5	A & H Dept	A & H Deptt
243	2017-18			Goatery	Kaning	5	1 No	0.02	0.10			5	A & H Dept	A & H Deptt
244	2017-18			Goatery	Karkaguda	5	1 No	0.02	0.10			5	A & H Dept	A & H Deptt
245	2017-18			Pair of Bullock	Gangapada	19	1 No	0.30	5.70			19	A & H Dept	A & H Deptt
246	2017-18			Pair of Bullock	Suripada	18	1 No	0.30	5.40			18	A & H Dept	A & H Deptt
247	2017-18			Pair of Bullock	Bayapada	14	1 No	0.30	4.20			14	A & H Dept	A & H Deptt
248	2017-18			Pair of Bullock	Khajuriguda	15	1 No	0.30	4.50			15	A & H Dept	A & H Deptt
249	2017-18			Animal Health Camp	8 villages	8	1 No	0.10	0.80			8	A & H Dept	A & H Deptt
250	2017-18			Poultry	Bayapada	5	1 No	0.65	3.25			5	A & H Dept	A & H Deptt
251	2017-18			Goatery	Gangapada	1	1 No	0.02	0.02			1	A & H Dept	A & H Deptt
252	2017-18			Goatery	Badankaguda	12	1 No	0.02	0.24			12	A & H Dept	A & H Deptt

Sl. No.	Year	Sector	Sub-Sector	Annual Works Proposed (along with rates)	Name of Village/Hamlet whether the proposed works is to be undertaken	Quantity (where applicable eg. Housing roads etc.)	Unit	Rate per Unit	Financial Target (Rs. In Lakhs)	No. of PVTG Beneficiaries (Male and Female separately where feasible)			Implementing Agency (State Govt./UT Admn./NGO)	Funding Source
										Male	Female	Total		
I	II	III	IV	V	VI	VII	VIII	IX	X	XI	XII	XIII	XIV	XV
253	2017-18			Goatery	Tikarapada-a	21	1 No	0.02	0.42			21	A & H Deptt	A & H Deptt
254	2017-18			Goatery	Ghisinghbeda	6	1 No	0.02	0.12			6	A & H Deptt	A & H Deptt
255	2017-18			Animal Husbandry	All Villages	45	1 No	0.20	9.00			All SHGs	CDVO & DDA	SCA to TSP
256	2017-18				Sub Total				63.87					
257	2017-18				Animal Husbandry(CCD)				17.80					
258	2017-18		SHG Development	Provision of Micro Credit support	4 SHGs	4	1 No	1.25	5.00			50	DDA	CCD
259	2017-18			Income Generation through Micro Project	4 SHGs	4	1 No	1.00	4.00			48	DDA	CCD
260	2017-18			Assistance to SHGs for livelihood enhancement projects including micro enterprice promotion	4 SHGs	4	1 No	0.25	1.00			40	DDA	SCA to TSP
261	2017-18				Sub Total				10.00					
262	2017-18				SHG Development(CCD)				9.00					
263	2017-18		Land Development	Ghat Cutting	Chilipadar	5	100 mtrs	1.00	5.00			146	Soil Copnservation	Soil conservation
264	2017-18			Ghat Cutting	Oringi	4	100 mtrs	1.00	4.00			701	Soil Copnservation	Soil conservation
265	2017-18			Ghat Cutting	Barlubandha	8	100 mtrs	1.00	8.00			118	Soil Copnservation	Soil conservation
266	2017-18			Ghat Cutting	Karkaguda	0.5	100 mtrs	1.00	0.50			170	Soil Copnservation	Soil conservation
267	2017-18			Ghat Cutting	bamring	7	100 mtrs	1.00	7.00			131	Soil Copnservation	Soil conservation
268	2017-18			Ghat Cutting	Damdarbeda	14	100 mtrs	1.00	14.00			615	Soil Copnservation	Soil conservation

Sl. No.	Year	Sector	Sub-Sector	Annual Works Proposed (along with rates)	Name of Village/Hamlet whether the proposed works is to be undertaken	Quantity (where applicable eg. Housing roads etc.)	Unit	Rate per Unit	Financial Target (Rs. In Lakhs)	No. of PVTG Beneficiaries (Male and Female separately where feasible)			Implementing Agency (State Govt./UT Admn./NGO)	Funding Source
										Male	Female	Total		
I	II	III	IV	V	VI	VII	VIII	IX	X	XI	XII	XIII	XIV	XV
269	2017-18			Ghat Cutting	Bayapada	1	100 mtrs	1.00	1.00			192	Soil Copnservation	Soil conservation
270	2017-18			Ghat Cutting	Suriopada	2	100 mtrs	1.00	2.00			134	Soil Copnservation	Soil conservation
271	2017-18			Dry stone packing ,stone bunding,reclamation and land development	Balubandha,Nilapari,Oringi,Muduliguda,Kaning,Purunagumma,Chilipadar,Tikirapada-A	64	1 Ac	0.45	28.80			256	DDA	CCD
272	2017-18			Sub Total					70.30					
273	2017-18			Land Development (CCD)					28.80					
274	2017-18		Market linkage	Repair of Market Pindi	All 37 villages	1	1	2.5	2.50				DDA	CCD
275	2017-18			Market complex for Didayi persons	All 37 villages	1	1	4.5	4.50				DDA	CCD
276	2017-18			Sub Total					7.00					
277	2017-18			Post Harvest (CCD)					7.00					
278	2017-18		Social Security	Natural calamity	All 37 villages				11.28				DDA	CCD
279	2017-18			Jayashree Bima Yojana	All 37 villages	100	1 No	0.005	0.50			100	DDA	CCD
280	2017-18			RSVY scheme	All 37 villages	1870	1 No	0.001	1.87			1870	DDA	CCD
281	2017-18			Sub Total					13.65					
282	2017-18			CCD Total					13.65					
283	2017-18	Capacity Building & Skill Training		Awareness programme	All 37 villages	4	1 No	0.50	2.00			4	DDA	CCD
284	2017-18		Farmers' exposure visit	All 37 villages	100	1 No	0.05	5.00				100	Agriculture	Agril.Deptt
285	2017-18			Para Veterinary Training to Didayee youth (For Anthrax Vaccination)	All 37 villages	10	1 No	0.30	3.00			10	A & H Deptt	A & H Deptt
286	2017-18			Selection of youth for training under Mobile,Tailoring,Broom Making	Reputed ITI training center	1	1 No	11.20	11.20			All 37 Villages	DDA	CCD

Sl. No.	Year	Sector	Sub-Sector	Annual Works Proposed (along with rates)	Name of Village/Hamlet whether the proposed works is to be undertaken	Quantity (where applicable e.g. Housing roads etc.)	Unit	Rate per Unit	Financial Target (Rs. In Lakhs)	No. of PVTG Beneficiaries (Male and Female separately where feasible)			Implementing Agency (State Govt./UT Admn./NGO)	Funding Source
										Male	Female	Total		
I	II	III	IV	V	VI	VII	VIII	IX	X	XI	XII	XIII	XIV	XV
287	2017-18			Selection of youth for training under Masonry, Driving and Computer Operation	Reputed ITI training center	1	1 No	3.00	3.00			All 37 Villages	DDA	SCA to TSP
288	2017-18			Sub Total				24.20						
289	2017-18			Capacity Building (CCD)				13.20						
290	2017-18	Conservation of culture		Maintenance and management of the Museum	All Villages	1	1 No	5.26	5.26	3663	3987	All 37 Villages	DDA	CCD
291	2017-18			Construction of cultural Mandap	All Villages	4	1 No	1.04	4.16	3663	3987	All 37 Villages	DDA	CCD
292	2017-18			Conversion of MPSC as information Centre	All Villages	10	1 No	1.00	10.00			All 37 Villages	DDA	CCD
293	2017-18			Organisation of work shop	All Villages	5	1 No	0.20	1.00			All 37 Villages	DDA	CCD
294	2017-18			Assistance for cultural Activities	All Villages	32	1 No	0.05	1.60			All 37 Villages	DDA	CCD
295	2017-18			Research and Development of primers in local language	All Villages	1	1 No	1.80	1.80			All 37 Villages	DDA	CCD
296	2017-18			Construction of village entrance gates in ethnic style,	All Villages	2	1 No	2.00	4.00			All 37 Villages	DDA	CCD
297	2017-18			Sponsoring of cultural Troups	All Villages	1	1 No	10.00	10.00			All 37 Villages	DDA	CCD
298	2017-18			Exposure visit to other Micro Project area	All Villages	1	1 no	2.00	2.00			All 37 Villages	DDA	CCD
299	2017-18			Annual Tribal sports at Micro Project level to identify the sports person PTG	All Villages	1	1 no	2.00	2.00			All 37 Villages	DDA	Sports & Youth Service
300	2017-18			Sub Total				41.82						
301	2017-18			Conservation of culture(CCD)				39.82						
302	2017-18													
303	2017-18	Project Management		Monitoring & Evaluation expenses	Kudumulugumma	1	1 No	3.43	3.43			All 37 Villages	DDA	CCD
304	2017-18			Remuneration of MPEWs	All Gyan Mandirs	7	1 No	0.600	4.20			7	DDA	OPELIP
305	2017-18			Remuneration of MPEWs (D.A)	All Gyan Mandirs	7	1 No	0.120	0.84			7	DDA	CCD
306	2017-18			DEOs	Kudumulugumma	2	1 No	1.32	2.64			All 37 Villages	DDA	OPELIP

Sl. No.	Year	Sector	Sub-Sector	Annual Works Proposed (along with rates)	Name of Village/Hamlet whether the proposed works is to be undertaken	Quantity (where applicable e.g. Housing roads etc.)	Unit	Rate per Unit	Financial Target (Rs. In Lakhs)	No. of PVTG Beneficiaries (Male and Female separately where feasible)			Implementing Agency (State Govt./UT Admn./NGO)	Funding Source
										Male	Female	Total		
I	II	III	IV	V	VI	VII	VIII	IX	X	XI	XII	XIII	XIV	XV
307	2017-18			ASCO & JE	Kudumulugumma	2	1 No	1.8	3.60			All 37 Villages	DDA	OPELIP
308	2017-18			Retired Peon (Group- D)	Kudumulugumma	1	1 No	0.848	0.85			All 37 Villages	DDA	OPELIP
309	2017-18			Watchman (Group- D)	Kudumulugumma	2	1 No	1.096	2.19			All 37 Villages	DDA	OPELIP
310	2017-18			Transportation cost of Microproject (ASCO/JE & Micro Project Staff)	Kudumulugumma	1	1 No	3.8	3.80			All 37 Villages	DDA	OPELIP
311	2017-18				Sub Total				21.55					
312	2017-18				Project Management (CCD)				4.27					
313	2017-18				Grand Total				1484.49					
314	2017-18				Grand Total (CCD)				632.86					

1	2018-19	Social Sector	Education	Boys' Education Complex,										
2	2018-19			Building Repair and maintenance	Muduliguda	1	1	2.00	2.00	250		250	DDA	CCD
3	2018-19			Maintenance Allowance including mess charges	Muduliguda	250	1	0.08	20.00	250		250	DDA	CCD
4	2018-19			Provision of three pairs of dress to about 200 students in Boys' Edu. Complex	Muduliguda	250	1	0.009	2.25	250		250	DDA	CCD

Sl. No.	Year	Sector	Sub-Sector	Annual Works Proposed (along with rates)	Name of Village/Hamlet whether the proposed works is to be undertaken	Quantity (where applicable e.g. Housing roads etc.)	Unit	Rate per Unit	Financial Target (Rs. In Lakhs)	No. of PVTG Beneficiaries (Male and Female separately where feasible)			Implementing Agency (State Govt./UT Admn./NGO)	Funding Source
										Male	Female	Total		
I	II	III	IV	V	VI	VII	VIII	IX	X	XI	XII	XIII	XIV	XV
5	2018-19			Cash stipend for availing tuition / coaching per primary students	Muduliguda	250	1	0.012	3.00	250		250	DDA	CCD
6	2018-19			Course Book, stationaries and other educational matters	Muduliguda	250	1	0.006	1.50	250		250	DDA	CCD
7	2018-19			Exam Fees	Muduliguda	250	1	5E-04	0.125	250		250	DDA	CCD
8	2018-19			Honorarium for full time teacher	Muduliguda	8	1	0.912	7.296			8	DDA	CCD
9	2018-19			Honorarium for Accountant	Muduliguda	1	1	0.84	0.84			1	DDA	CCD
10	2018-19			Honorarium for Cooks	Muduliguda	5	1	0.6936	3.468			5	DDA	CCD
11	2018-19			Honorarium for Watchmen	Muduliguda	2	1	0.6936	1.3872			2	DDA	CCD
12	2018-19			Honorarium for Sweeper	Muduliguda	2	1	0.6936	1.3872			2	DDA	CCD
13	2018-19			Honorarium for Peon	Muduliguda	1	1	0.6936	0.69360			1	DDA	CCD
14	2018-19			Vocational/Skill development Training	Muduliguda	250	1	0.004	1.00			250	DDA	CCD
15	2018-19			Electricity and Water Charges	Muduliguda	1	1	1.20	1.20			250	DDA	CCD
16	2018-19			Medical Care/ Contingency	Muduliguda	250	1	0.0075	1.88			250	DDA	CCD
17	2018-19			Health Care (Hospitalization, visit of Doctors,annual health check up etc)	Muduliguda	250	1	0.005	1.25			250	DDA	CCD
18	2018-19			Miscellaneous including Toiletries	Muduliguda	250	1	0.006	1.50			250	DDA	CCD
19	2018-19			PTA/ Sports Function/ Cultural function	Muduliguda	250	1	0.0015	0.38			250	DDA	CCD
20	2018-19			Tour/ Campus	Muduliguda	250	1	0.02	5.00			250	DDA	CCD
21	2018-19			Incentives to each Boy student to meet their day to day requirement	Muduliguda	250	1	0.012	3.00			250	DDA	CCD
22	2018-19			Water purification plant at Boys Educational Complex	Muduliguda	1 No	1 No	5.00	5.00	250		250	ITDA	ITDA
23	2018-19			Provision of two pairs of dress to about 250students	Muduliguda	500 Nos	1 No	2.50	2.50	250		250	DDA	CCD
24	2018-19			Supply of Dining set/ Single bed cot and other amenities	Muduliguda	1 No	1 No	5.00	5.00	250		250	DDA	Article 275 (1)
25	2018-19								71.65					
26	2018-19								61.65					
27	2018-19		Education	Girls' Education Complex										

Sl. No.	Year	Sector	Sub-Sector	Annual Works Proposed (along with rates)	Name of Village/Hamlet whether the proposed works is to be undertaken	Quantity (where applicable e.g. Housing roads etc.)	Unit	Rate per Unit	Financial Target (Rs. In Lakhs)	No. of PVTG Beneficiaries (Male and Female separately where feasible)			Implementing Agency (State Govt./UT Admn./NGO)	Funding Source
										Male	Female	Total		
I	II	III	IV	V	VI	VII	VIII	IX	X	XI	XII	XIII	XIV	XV
28	2018-19			Building repair & mantanance of Girls Educational Complex(DA)	Nandiniguda	1	1 No	1.64	1.64		250	250	DDA	CCD
29	2018-19			Building repair & maintenance of Girls' Education Complex	Nandiniguda	1	1 No	0.36	0.36		250	250	DDA	MOTA
30	2018-19			Maintenance Allowance including mess charges (DA)	Nandiniguda	250	1 No	0.010	2.50		250	250	DDA	CCD
31	2018-19			Maintenance Allowance including mess charges	Nandiniguda	250	1 No	0.075	18.75		250	250	DDA	MOTA
32	2018-19			Provision of three pairs of dress to about 250 students Girls' Education Complex(DA)	Nandiniguda	250	3 No	0.003	0.75		250	250	DDA	CCD
33	2018-19			Provision of three pairs of dress to about 250 students in Girls' Edu. Complex	Nandiniguda	250	3 No	0.009	2.25		250	250	DDA	MOTA
34	2018-19			Cash stipend for availing tution / coaching per Primary Students(DA)	Nandiniguda	150	1 No	0.010	1.50		150	250	DDA	CCD
35	2018-19			Cash stipend for availing tution / coaching per Upper primary students(DA)	Nandiniguda	100	1 No	0.020	2.00		100	250	DDA	CCD
36	2018-19			Supply of reading writing, games and sports materials in Girls' Educaton Complex	Nandiniguda	250	1 No	0.006	1.50		250	250	DDA	MOTA
37	2018-19			Supply of reading writing, games and sports materials in Girls' Educaton Complex(DA)	Nandiniguda	250	1 No	0.006	1.50		250	250	DDA	CCD
38	2018-19			Examination fees(DA)	Nandiniguda	250	1 No	0.0005	0.125		250	250	DDA	CCD
39	2018-19			Examination fees	Nandiniguda	250	1 No	0.0005	0.125		250	250	DDA	MOTA
40	2018-19			Honorarium for full time teacher (DA)	Nandiniguda	11	1 No	0.312	3.432			11	DDA	CCD
41	2018-19			Honorarium for full time teacher	Nandiniguda	11	1 No	0.60	6.60			11	DDA	MOTA
42	2018-19			Honorarium for Accountant(DA)	Nandiniguda	1	1 No	0.42	0.42			1	DDA	CCD
43	2018-19			Honorarium for Accountant	Nandiniguda	1	1 No	0.42	0.42			1	DDA	MOTA
44	2018-19			Honorarium for Watchmen(DA)	Nandiniguda	1	1 No	0.5376	0.538			1	DDA	CCD
45	2018-19			Honorarium for Watchmen	Nandiniguda	1	1 No	0.156	0.156			1	DDA	MOTA
46	2018-19			Honorarium for Sweeper(DA)	Nandiniguda	2	1 No	0.5376	1.075			2	DDA	CCD
47	2018-19			Honorarium for Sweeper	Nandiniguda	2	1 No	0.156	0.312			2	DDA	MOTA

Sl. No.	Year	Sector	Sub-Sector	Annual Works Proposed (along with rates)	Name of Village/Hamlet whether the proposed works is to be undertaken	Quantity (where applicable e.g. Housing roads etc.)	Unit	Rate per Unit	Financial Target (Rs. In Lakhs)	No. of PVTG Beneficiaries (Male and Female separately where feasible)			Implementing Agency (State Govt./UT Admn./NGO)	Funding Source
										Male	Female	Total		
I	II	III	IV	V	VI	VII	VIII	IX	X	XI	XII	XIII	XIV	XV
48	2018-19			Honorarium for Peon (DA)	Nandiniguda	2	1 No	0.5136	1.027			2	DDA	CCD
49	2018-19		Education	Honorarium for Peon	Nandiniguda	2	1 No	0.18	0.36			2	DDA	MOTA
50	2018-19			Honorarium for Cooks(DA)	Nandiniguda	5	1 No	0.5136	2.568			5	DDA	CCD
51	2018-19			Honorarium for Cooks	Nandiniguda	5	1 No	0.180	0.90			5	DDA	MOTA
52	2018-19			Vocational / Skill Development Training	Nandiniguda	250	1 No	0.004	1.00		250	250	DDA	MOTA
53	2018-19			Electricity and Water chrges	Nandiniguda	1	1 No	0.60	0.60		250	250	DDA	MOTA
54	2018-19			Electricity and Water chrges (DA)	Nandiniguda	1	1 No	1.20	1.20		250	250	DDA	CCD
55	2018-19			Medical Care/ Contingency (DA)	Nandiniguda	1	1 No	0.90	0.90		250	250	DDA	CCD
56	2018-19			Medical Care/ Contingency	Nandiniguda	1	1 No	1.875	1.875		250	250	DDA	MOTA
57	2018-19			Health care (Hospitalization, visit of doctors, annual health check up etc)(DA)	Nandiniguda	1	1 No	0.60	0.60		250	250	DDA	CCD
58	2018-19			Health care (Hospitalization, visit of doctors, annual health check up etc)	Nandiniguda	1	1 No	1.25	1.25		250	250	DDA	MOTA
59	2018-19			Miscellaneous including toiletries etc(DA)	Nandiniguda	150	1 No	0.002	0.30		150	250	DDA	CCD
60	2018-19			Miscellaneous including toiletries etc (DA)	Nandiniguda	100	1 No	0.0026	0.26		100	250	DDA	CCD
61	2018-19			PTA/ Sports Function/ Cultural function	Nandiniguda	250	1 No	0.0015	0.375		250	250	DDA	MOTA
62	2018-19			Tour / Campus(DA)	Nandiniguda	250	1 No	0.02	5.00		250	250	DDA	CCD
63	2018-19			Incentives to each girl student to meet their day to day requirement	Nandiniguda	250	1 No	0.012	3.00		250	250	DDA	MOTA
64	2018-19		Education	Additional Class room at Girls' Education Complex	Nandiniguda	1	1 No	10.00	10.00		250	250	DDA	Article 275 (1)
65	2018-19			Construction of Boundry wall at Girls' Education Complex	Nandiniguda	1	1 No	10.00	10.00		250	250	DDA	Article 275 (1)
66	2018-19			Construction of Staff quarter at Girls' Education Complex,	Nandiniguda	1	1 No	6.93	6.93		250	250	DDA	Article 275 (1)
67	2018-19			Construction of Twin quarter at Girls' Education Compelx(DA)	Nandiniguda	2	1 No	5.00	10.00		250	250	DDA	CCD
68	2018-19				Sub Total				104.10					
69	2018-19				Girls' Education Complex(CCD)				37.34					
70	2018-19		Education	Gyana Mandir										

Sl. No.	Year	Sector	Sub-Sector	Annual Works Proposed (along with rates)	Name of Village/Hamlet whether the proposed works is to be undertaken	Quantity (where applicable e.g. Housing roads etc.)	Unit	Rate per Unit	Financial Target (Rs. In Lakhs)	No. of PVTG Beneficiaries (Male and Female separately where feasible)			Implementing Agency (State Govt./UT Admn./NGO)	Funding Source
										Male	Female	Total		
I	II	III	IV	V	VI	VII	VIII	IX	X	XI	XII	XIII	XIV	XV
71	2018-19			Construction of Gyana Mandir	Nadimanjuri	1	1 No	7.50	7.50	24	26	50	DDA	CCD
72	2018-19			Primary School at Oringi	Oringi	1	1 No	7.00	7.00	21	29	50	DDA	CCD
73	2018-19			Provision for supply of reading & writing materials	Nadimanjuri	1	1 No	0.26	0.26			50	DDA	CCD
74	2018-19			Gyan Mandir Total					14.76					
75	2018-19			Gyan Mandir (CCD)					14.76					
76	2018-19			Sub Total					190.51					
77	2018-19			Education (CCD)					113.74					
78	2018-19		Health & Nutrition	Organisation of Health camp	All Villages	37	1 No	0.20	7.40			All Villagers	H & FW & DDA	CCD
79	2018-19			Maintenance of Ambulance	Nilapari	1	1 No	3.00	3.00			All Villagers	H & FW & DDA	CCD
80	2018-19			Remuneration of Ambulance Driver	All Villages	1	1 No	2.00	2.00			All Villagers	H & FW & DDA	CCD
81	2018-19			Supply of medicines diet and reimbrusment of medicines including Auyurvedic consultancy	All Villages	1	1 No	9.54	9.54			All Villagers	H & FW & DDA	CCD
82	2018-19			Transportation of serious, wounded patients for treatment	All Villages	1	1 No	5.00	5.00			All Villagers	H & FW & DDA	CCD
83	2018-19			Development of habitan clearing of village sourrounding, drainage system, compost pit, improvement of street/ footpath (Bush cutting)	37 Villages	32	1 No	0.50	16.00			All Villagers	DDA	CCD
84	2018-19			Yearly Sickle Cell Screening of all children (0-14Years)	37 Villages	200	1 No	0.002	0.40			All Villagers	Micro Project	CCD
85	2018-19			State Level Refresher of Key Officials Micro Project on General Health & Nutrition Programmes (2 days)	37 Villages	6	1 No	0.03	0.18			All Villagers	SCSTRTI (UNICEF Supported)	(H&FW)UNICEF
86	2018-19			Project Level Refresher of officials & other Functionaries of Micro Project on General Health & Nutrition Programmes(2 days)	37 Villages	20	1 No	0.007	0.14			All Villagers	Micro Project (UNICEF Supported)	(H&FW)UNICEF

Sl. No.	Year	Sector	Sub-Sector	Annual Works Proposed (along with rates)	Name of Village/Hamlet whether the proposed works is to be undertaken	Quantity (where applicable e.g. Housing roads etc.)	Unit	Rate per Unit	Financial Target (Rs. In Lakhs)	No. of PVTG Beneficiaries (Male and Female separately where feasible)			Implementing Agency (State Govt./UT Admn./NGO)	Funding Source	
										Male	Female	Total			
I	II	III	IV	V	VI	VII	VIII	IX	X	XI	XII	XIII	XIV	XV	
87	2018-19			Monthly Review of Micro Projects by the Collector	37 Villages	12	1 No	0.005	0.06			All Villagers	Micro Project (UNICEF Supported)	(H&FW)UNICEF	
88	2018-19			Reprinting of Sickle Cell School Health Card	37 Villages	200	1 No	5E-04	0.10			All Villagers	Micro Project (UNICEF Supported)	(H&FW)UNICEF	
89	2018-19			Half Yearly Third Party Monitoring of Programme Indicators , Sharing of findings and action plan finalisation	37 Villages		LS	LS	0.50			All Villagers	Micro Project (UNICEF Supported)	(H&FW)UNICEF	
90	2018-19			Project level training on Innovative communication IPC tools for Improving Infant & Young child Feeding Practices (Orientation of Front Line Workers on Counselling techniques and child Feeding Practices).-2 days	37 Villages	30	1 No	0.007	0.21			All Villagers	Micro Project (UNICEF Supported)	(H&FW)UNICEF	
91	2018-19			Sub Total						44.53					
92	2018-19			Health & Nutrition(CCD)						43.34					
93	2018-19		Drinking water & Sanitation	Open Well	Bayapada	1	1 No	1.00	1.00			192	RWSS	RD Deptt	
94	2018-19			Open Well	Damdarbeda	1	1 No	1.00	1.00			615	RWSS	RD Deptt	
95	2018-19			Open Well	Kaning	1	1 No	1.00	1.00			181	RWSS	RD Deptt	
96	2018-19			Open Well	Tikarapada-A	1	1 No	1.00	1.00			247	RWSS	RD Deptt	
97	2018-19			Pipe water	Nadimanjuri	10	100 mtr	0.50	5.00			93	RWSS	RD Deptt	
98	2018-19			Pipe water supply repairing	Tabaru	10	100 mtr	0.40	4.00			236	RWSS	RD Deptt	
99	2018-19			Pipe water supply repairing	Dhakodpadar	10	100 mtr	0.40	4.00			240	RWSS	RD Deptt	
100	2018-19			Pipe water supply repairing	Jantri	10	100 mtr	0.40	4.00			88	RWSS	RD Deptt	
101	2018-19			Pipe water supply repairing	Arlingpada	10	100 mtr	0.40	4.00			56	RWSS	RD Deptt	
102	2018-19			Pipe water	Damdarbeda	9	100 mtr	0.50	4.50			615	RWSS	RD Deptt	
103	2018-19			Pipe water	Amlibeda	10	100 mtr	0.50	5.00			408	RWSS	RD Deptt	
104	2018-19			Pipe water	Kaning	10	100 mtr	0.50	5.00			181	RWSS	RD Deptt	

Sl. No.	Year	Sector	Sub-Sector	Annual Works Proposed (along with rates)	Name of Village/Hamlet whether the proposed works is to be undertaken	Quantity (where applicable e.g. Housing roads etc.)	Unit	Rate per Unit	Financial Target (Rs. In Lakhs)	No. of PVTG Beneficiaries (Male and Female separately where feasible)			Implementing Agency (State Govt./UT Admn./NGO)	Funding Source
										Male	Female	Total		
I	II	III	IV	V	VI	VII	VIII	IX	X	XI	XII	XIII	XIV	XV
105	2018-19			Pipe water	Tikrapada-A	5	100 mtr	0.50	2.50			247	RWSS	RD Deptt
106	2018-19			Pipe water	Oringi	3	100 mtr	0.50	1.50			701	RWSS	RD Deptt
107	2018-19			Pipe water	Bayapada	8	100 mtr	0.50	4.00			192	RWSS	RD Deptt
108	2018-19			River Stream	Bayapada	1	1 No	5.00	5.00			192	RWSS	RD Deptt
109	2018-19			Pipe water	Nadimanjuri	8	100 mtr	0.50	4.00			93	RWSS	RD Deptt
110	2018-19			Pipe water	Nilapari	16	100 mtr	0.50	8.00			201	RWSS	RD Deptt
111	2018-19			Cistern	Nadimanjuri	2	1 No	1.00	2.00			93	RWSS	RD Deptt
112	2018-19			Tube well	Nadimanjuri	1	1 No	1.25	1.25			93	RWSS	RD Deptt
113	2018-19			Tube well	Damdarbeda	1	1 No	1.25	1.25			615	RWSS	RD Deptt
114	2018-19			Tube well	Amlibeda	2	1 No	1.25	2.50			408	RWSS	RD Deptt
115	2018-19			Tube well	Kaning	1	1 No	1.25	1.25			181	RWSS	RD Deptt
116	2018-19			Tube well	Tikrapada-A	2	1 No	1.25	2.50			247	RWSS	RD Deptt
117	2018-19			Tube well	Oringi	1	1 No	1.25	1.25			701	RWSS	RD Deptt
118	2018-19			Tube well	Bayapada	1	1 No	1.25	1.25			192	RWSS	RD Deptt
119	2018-19			Well	Damdarbeda	1	1 No	1.00	1.00			615	RWSS	RD Deptt
120	2018-19			Cistern	Amlibeda	1	1 No	1.00	1.00			408	RWSS	RD Deptt
121	2018-19			Cistern	Kaning	1	1 No	1.00	1.00			181	RWSS	RD Deptt
122	2018-19			Cistern	Tikrapada-A	1	1 No	1.00	1.00			247	RWSS	RD Deptt
123	2018-19			Cistern	Oringi	2	1 No	1.00	2.00			701	RWSS	RD Deptt
124	2018-19			Cistern	Bayapada	1	1 No	1.00	1.00			192	RWSS	RD Deptt
125	2018-19			Tank pond	Bayapada	1	1 No	5.00	5.00			192	RWSS	RD Deptt
126	2018-19			Tank pond	Kaning	1	1 No	5.00	5.00			181	RWSS	RD Deptt
127	2018-19			Tank pond	Oringi	1	1 No	5.00	5.00			701	RWSS	RD Deptt
128	2018-19			Tank pond	Damdarbeda	1	1 No	5.00	5.00			615	RWSS	RD Deptt
129	2018-19			Cistern	Damdarbeda	2	1 No	1.00	2.00			615	RWSS	RD Deptt
130	2018-19			Tank pond	Tikirapada-a	1	1 No	5.00	5.00			247	RWSS	RD Deptt
131	2018-19								111.75					

Sl. No.	Year	Sector	Sub-Sector	Annual Works Proposed (along with rates)	Name of Village/Hamlet whether the proposed works is to be undertaken	Quantity (where applicable e.g. Housing roads etc.)	Unit	Rate per Unit	Financial Target (Rs. In Lakhs)	No. of PVTG Beneficiaries (Male and Female separately where feasible)			Implementing Agency (State Govt./UT Admn./NGO)	Funding Source
										Male	Female	Total		
I	II	III	IV	V	VI	VII	VIII	IX	X	XI	XII	XIII	XIV	XV
132	2018-19				Drinking Water(CCD)				0.00					
133	2018-19	Infrastru cture	Connectiv ity	Completion of Incomplete CC road	Nadimanjuri	2	100 mtr	5.00	10.00			93	DDA	CCD
134	2018-19			Completion of Incomplete CC road	Damdarbeda	2	100 mtr	5.00	10.00			615	DDA	CCD
135	2018-19			Ghat cutiting	Damdarbeda	1	100 mtr	3.00	3.00			615	DDA	CCD
136	2018-19			Culvert	Damdarbeda	1	1 No	5.00	5.00			615	DDA	CCD
137	2018-19			Ghat cuting	Damdarbeda	1	1 No	3.00	3.00			615	DDA	CCD
138	2018-19			Guard wall	Damdarbeda	0.6	1 No	4.50	2.70			615	DDA	CCD
139	2018-19			Completion of Incomplete CC road	Amlibeda	2	1 No	5.00	10.00			408	DDA	CCD
140	2018-19			Metal Murum road	Amlibeda	0.3	1 No	8.00	2.40			408	DDA	CCD
141	2018-19			Footpath road	Amlibeda	3	1 No	2.00	6.00			408	DDA	CCD
142	2018-19			Pitchu road	Kaning	1	1 No	4.00	4.00			181	DDA	CCD
143	2018-19			Metal Murum road	Kaning	0.5	1 No	8.00	4.00			181	DDA	CCD
144	2018-19			Guard wall	Kaning	0.95	1 No	4.50	4.28			181	DDA	CCD
145	2018-19			Bridge	Amlibeda	1	1 No	3.50	3.50			408	RD Deptt	RD Deptt
146	2018-19			Bridge	Kaning	1	1 No	5.00	5.00			181	RD Deptt	RD Deptt
147	2018-19			Completion of Incomplete CC road	Tikrapada-A	2	1 No	5.00	10.00			247	DDA	CCD
148	2018-19			Metal Murum road	Tikrapada-A	1	1 No	8.00	8.00			247	RD Deptt	RD Deptt
149	2018-19			Metal Murum road	Bayapada	3	1 No	8.00	24.00			192	RD Deptt	RD Deptt
150	2018-19			Culverts	Damdarbeda	2	1 No	5.00	10.00			615	RD Deptt	RD Deptt
151	2018-19			Bridge	Damdarbeda	1	1 No	10.00	10.00			615	RD Deptt	RD Deptt
152	2018-19			Guard wall	Damdarbeda	0.95	1 No	4.50	4.28			615	RD Deptt	RD Deptt
153	2018-19			Metal Murum road	Damdarbeda	2	1 No	8.00	16.00			615	RD Deptt	RD Deptt
154	2018-19			Bridge	Damdarbeda	1	1 No	7.50	7.50			615	RD Deptt	RD Deptt
155	2018-19			Guard wall	Amlibeda	3	1 No	4.50	13.50			408	RD Deptt	RD Deptt
156	2018-19			Completion of Incomplete CC road	Kaning	3	1 No	5.00	15.00			181	RD Deptt	RD Deptt
157	2018-19			Culverts	Kaning	2	1 No	5.00	10.00			181	RD Deptt	RD Deptt
158	2018-19			Culverts	Tikrapada-A	2	1 No	5.00	10.00			247	RD Deptt	RD Deptt
159	2018-19			Bridge	Tikrapada-A	2	1 No	7.50	15.00			247	RD Deptt	RD Deptt

Sl. No.	Year	Sector	Sub-Sector	Annual Works Proposed (along with rates)	Name of Village/Hamlet whether the proposed works is to be undertaken	Quantity (where applicable eg. Housing roads etc.)	Unit	Rate per Unit	Financial Target (Rs. In Lakhs)	No. of PVTG Beneficiaries (Male and Female separately where feasible)			Implementing Agency (State Govt./UT Admn./NGO)	Funding Source
										Male	Female	Total		
I	II	III	IV	V	VI	VII	VIII	IX	X	XI	XII	XIII	XIV	XV
160	2018-19			Guard wall	Tikarapada-A	0.95	1 No	4.50	4.28			247	RD Deptt	RD Deptt
161	2018-19			Completion of Incomplete CC road	Dabuguda	4	1 No	5.00	20.00			150	RD Deptt	RD Deptt
162	2018-19			Culverts	Dabuguda	1	1 No	5.00	5.00			150	RD Deptt	RD Deptt
163	2018-19			Guardwallas	Dabuguda	2	1 No	4.50	9.00			150	RD Deptt	RD Deptt
164	2018-19			Complition of CC road	Bayapada	8	1 No	5.00	40.00			192	RD Deptt	RD Deptt
165	2018-19			Culverts	Bayapada	2	1 No	5.00	10.00			192	RD Deptt	RD Deptt
166	2018-19			Bridge	Bayapada	2	1 No	7.50	15.00			192	RD Deptt	RD Deptt
167	2018-19			Guard wall	Bayapada	5	1 No	5.00	25.00			192	RD Deptt	RD Deptt
168	2018-19			Plat form infront of house	All DDA Villages	50	1 No	0.10	5.00			All DDA Villages	RD Deptt	RD Deptt
169	2018-19			Connectivity ,link road and culvert,Drain,Guard wall	All DDA Villages	1	1 No	5.00	5.00			All DDA Villages	DDA	Article 275 (1)
170	2018-19			Connectivity ,link road and culvert,Drain,Guardwall	All DDA Villages	1	1 No	10.00	10.00			All DDA Villages	DDA	SCA TO TSP
171	2018-19			Sub Total					374.43					
172	2018-19			Connectivity(CCD)					74.375					
173	2018-19		Housing	IAY house	Tabaru	17	1 No	1.00	17.00	17		1 Village	PR Deptt	PR Deptt
174	2018-19			IAY house	Nadimanjuri	11	1 No	1.00	11.00	11		1 Village	PR Deptt	PR Deptt
175	2018-19			IAY house	Maribeda	3	1 No	1.00	3.00	3		1 Village	PR Deptt	PR Deptt
176	2018-19			IAY house	Jantri	7	1 No	1.00	7.00	7		1 Village	PR Deptt	PR Deptt
177	2018-19			IAY house	Ramaguda	2	1 No	1.00	2.00	2		1 Village	PR Deptt	PR Deptt
178	2018-19			IAY house	Angurguda	3	1 No	1.00	3.00	3		1 Village	PR Deptt	PR Deptt
179	2018-19			IAY house	Barlubandha	8	1 No	1.00	8.00	8		1 Village	PR Deptt	PR Deptt
180	2018-19			Construction of Cummunity Center	6 Villages	6	1 No	5.50	33.00	356		6 Villages	DDA	CCD
181	2018-19			Sub Total					84.00					
182	2018-19			Housing(CCD)					33.00					
183	2018-19		Electrification	Solar light (Street light)	Bayapada	7	1	0.50	3.50			192	OREDA & DDA	CCD
184	2018-19			Solar light (Street light)	Oringi	6	1	0.50	3.00			701	OREDA & DDA	CCD
185	2018-19			Solar light (Street light)	Tikarapada-a	3	1	1.00	3.00			247	OREDA & DDA	CCD

Sl. No.	Year	Sector	Sub-Sector	Annual Works Proposed (along with rates)	Name of Village/Hamlet whether the proposed works is to be undertaken	Quantity (where applicable eg. Housing roads etc.)	Unit	Rate per Unit	Financial Target (Rs. In Lakhs)	No. of PVTG Beneficiaries (Male and Female separately where feasible)			Implementing Agency (State Govt./UT Admn./NGO)	Funding Source	
										Male	Female	Total			
I	II	III	IV	V	VI	VII	VIII	IX	X	XI	XII	XIII	XIV	XV	
186	2018-19			Solar light (Street light)	Kaning	6	1	0.50	3.00			181	OREDA & DDA	CCD	
187	2018-19			Solar light (Street light)	Amlibeda	6	1	0.50	3.00			408	OREDA & DDA	CCD	
188	2018-19			Solar light (Street light)	Damdarbeda	6	1	0.5	3.00			615	OREDA & DDA	CCD	
189	2018-19			Solar light (Street light)	Nadimanjuri	3	1	0.3	0.90			93	OREDA & DDA	CCD	
190	2018-19			Supply of Solar Home light	Bayapada	20	1	0.05	1.00			20	OREDA & DDA	CCD	
191	2018-19			Supply of Solar Home light	Oringi	20	1	0.05	1.00			20	OREDA & DDA	CCD	
192	2018-19			Supply of Solar Home light	Tikarapada-a	23	1	0.05	1.15			20	OREDA & DDA	CCD	
193	2018-19			Supply of Solar Home light	Kaning	20	1	0.05	1.00			20	OREDA & DDA	CCD	
194	2018-19			Supply of Solar Home light	Amlibeda	20	1 No	0.05	1.00			20	OREDA & DDA	CCD	
195	2018-19			Supply of Solar Home light	Damdarbeda	20	1 No	0.05	1.00			20	OREDA & DDA	CCD	
196	2018-19			Supply of Solar Home light	Nadimanjuri	20	1 No	0.05	1.00			20	OREDA & DDA	CCD	
197	2018-19			Sub Total						26.55					
198	2018-19			Electricity(CCD)						26.55					
199	2018-19														
200	2018-19	Sustainable Livelihood Project	Irrigation	Construction of Drain	Ramaguda	2	1	4.00	8.00			31	DDA	CCD	
201	2018-19			Construction of Drain	Kodigandhi	3	2	4.00	12.00			10	DDA	CCD	
202	2018-19			Construction of Drain	Sanyasiguda	2	2	4.00	8.00			20	DDA	CCD	
203	2018-19			Construction of Drain	Totaguda	2	2	4.00	8.00			109	DDA	CCD	
204	2018-19			Construction of Drain	Disariguda	2	1	4.00	8.00			88	DDA	CCD	
205	2018-19			Construction of Drain	Jantri	2.5	1	4.00	10.00			88	DDA	CCD	
206	2018-19			Construction of Drain	Dhakodpadar	3	1	4.00	12.00			240	DDA	CCD	

Sl. No.	Year	Sector	Sub-Sector	Annual Works Proposed (along with rates)	Name of Village/Hamlet whether the proposed works is to be undertaken	Quantity (where applicable e.g. Housing roads etc.)		Unit	Rate per Unit	Financial Target (Rs. In Lakhs)	No. of PVTG Beneficiaries (Male and Female separately where feasible)			Implementing Agency (State Govt./UT Admn./NGO)	Funding Source
						Male	Female				Total				
I	II	III	IV	V	VI	VII	VIII	IX	X	XI	XII	XIII	XIV	XV	
207	2018-19			Cross bund	Damdarbeda	2	1	4.00	8.00			615	DDA	CCD	
208	2018-19			Land Development/ Land terracing/ Stone Binding work	Ramaguda	30	1 No	0.20	6.00			31	DDA	CCD	
209	2018-19			Land Development/ Land terracing/ Stone Binding work	Kodigandhi	40	1 No	0.20	8.00			10	DDA	CCD	
210	2018-19			Land Development/ Land terracing/ Stone Binding work	Sanyasiguda	40	1 No	0.20	8.00			20	DDA	CCD	
211	2018-19			Land Development/ Land terracing/ Stone Binding work	Totaguda	50	1 No	0.20	10.00			109	DDA	CCD	
212	2018-19			Land Development/ Land terracing/ Stone Binding work	Disariguda	30	1 No	0.20	6.00			88	DDA	CCD	
213	2018-19			Sub Total					112.00						
214	2018-19			Irrigation (CCD)					112.00						
215	2018-19		Agriculture	Supply of Agricultural Equipments	Angurguda	10	1	0.10	1.00			23	DDA	CCD	
216	2018-19			Supply of Agricultural Equipments	Ramaguda	19	1	0.10	1.90			19	DDA	CCD	
217	2018-19			Supply of Agricultural Equipments	Maribeda`	9	1	0.10	0.90			9	DDA	CCD	
218	2018-19			Supply of Agricultural Equipments	Jantri	5	1	0.10	0.50			5	DDA	CCD	
219	2018-19			Supply of Agricultural Equipments	Nadimanjuri	4	1	0.10	0.40			4	DDA	CCD	
220	2018-19			Supply of Agricultural Equipments	Tabaru	3	1	0.10	0.30			3	DDA	CCD	
221	2018-19			Pair of Bullock	Angurguda	10	1	0.30	3.00			10	DDA	CCD	
222	2018-19			Pair of Bullock	Ramaguda	1	1	0.30	0.30			1	DDA	CCD	
223	2018-19			Pair of Bullock	maribeda	10	1	0.30	3.00			16	DDA	CCD	
224	2018-19			Pair of Bullock	jantri	8	1	0.30	2.40			8	DDA	CCD	
225	2018-19			Pair of Bullock	Nadimanjuri	13	1	0.30	3.90			13	DDA	CCD	
226	2018-19			Pair of Bullock	Tabaru	14	1	0.30	4.20			24	DDA	CCD	
227	2018-19			Agricultural Activities	6 SHGs	10	1 No	1.00	10.00		100	60	DDA	SCA to TSP	
228	2018-19			Sub Total					31.80						
229	2018-19			Agriculture(CCD)					21.80						
230	2018-19		Horticulture	Mango plantation/Cashew plantation	All Didayi Villages	10	1 Ac	4.80	48.00			10	DDA	CCD	
231	2018-19			Second year maintenance of Mango,Cashew,Banana	All Didayi Villages	20	1 Ac	1.25	25.00			20	DDA	CCD	

Sl. No.	Year	Sector	Sub-Sector	Annual Works Proposed (along with rates)	Name of Village/Hamlet whether the proposed works is to be undertaken	Quantity (where applicable eg. Housing roads etc.)	Unit	Rate per Unit	Financial Target (Rs. In Lakhs)	No. of PVTG Beneficiaries (Male and Female separately where feasible)			Implementing Agency (State Govt./UT Admn./NGO)	Funding Source
										Male	Female	Total		
I	II	III	IV	V	VI	VII	VIII	IX	X	XI	XII	XIII	XIV	XV
232	2018-19			New plantation of Didayi area	All Didayi Villages	1	1 Ac	26.00	26.00			20	DDA	CCD
233	2018-19			Construction of Storage for Horticulture materials	Purugumma	15	00 Sq Kr	1.00	15.00			All Villagers	DDA	CCD
234	2018-19			Nursery	Bayapada ,Narigjhola	1	1 Ac	15.00	15.00			All Villagers	DDA	CCD
235	2018-19			Mango /Cashew plantation	All Didayi Villages	20	1 Ac	0.12	2.40			20	DDA	CCD
236	2018-19			Sub Total					131.40					
237	2018-19			Horticulture (CCD)					131.40					
238	2018-19		Animal Husbandry	Animal Health Camp	8villages	8	1	0.10	0.80			8 Villagers	DDA	CCD
239	2018-19			Supply of Net & Boat	Barlubandha	7	1	0.40	2.80			8	DDA	CCD
240	2018-19			Supply of Net & Boat	Tabaru	31	1	0.40	12.40			31	DDA	CCD
241	2018-19			Supply of Net & Boat	Nadimanjuri	9	1	0.40	3.60			9	DDA	CCD
242	2018-19			Supply of Net & Boat	Jantri	6	1	0.40	2.40			6	Fishery Deptt	Fishery Deptt
243	2018-19			Supply of Net & Boat	Maribeda	13	1	0.40	5.20			13	Fishery Deptt	Fishery Deptt
244	2018-19			Supply of Net & Boat	Ramnaguda	2	1	0.40	0.80			2	Fishery Deptt	Fishery Deptt
245	2018-19			Sub Total					28.00					
246	2018-19			Animal Husbandry(CCD)					19.60					
247	2018-19		SHG Development	Provision of Micro Credit support to 04 Nos SHGs	4 SHGs	4	1	1.25	5.00			40	DDA	CCD
248	2018-19			Income Generation through Micro Project	4 SHGs	4	1	1	4.00			All Didayi Villages	DDA	CCD
249	2018-19			Assistance to SHG for livelihood enhancement projects inclding micro enterprise promotion	7 SHGs	7	1 No	1.00	7.00			70	DDA	SCA to TSP
250	2018-19			Sub Total					16.00					
251	2018-19			SHG Development(CCD)					9.00					

Sl. No.	Year	Sector	Sub-Sector	Annual Works Proposed (along with rates)	Name of Village/Hamlet whether the proposed works is to be undertaken	Quantity (where applicable e.g. Housing roads etc.)	Unit	Rate per Unit	Financial Target (Rs. In Lakhs)	No. of PVTG Beneficiaries (Male and Female separately where feasible)			Implementing Agency (State Govt./UT Admn./NGO)	Funding Source
										Male	Female	Total		
I	II	III	IV	V	VI	VII	VIII	IX	X	XI	XII	XIII	XIV	XV
252	2018-19		Land Development	Land Development, Land reclamation, terracing	10 Villages	70	1 No	0.20	14.00			70	DDA	CCD
253	2018-19			Land terracing	10 Villages	35	1 No	0.20	7.00			35	DDA	CCD
254	2018-19			Stone-wall Bunding	10 Villages	44	1 No	0.20	8.80			44	DDA	CCD
255	2018-19			Sub Total					29.80					
256	2018-19			Land Development (CCD)					29.80					
257	2018-19		Market Linkeg	Repair of Market Pindi	Naringijhola	1	1	2.8	2.80			220	DDA	CCD
258	2018-19			New storage Godown at Kudumulgumma	Kudumulgumma	1	1	5	5.00			All Villagers	DDA	CCD
259	2018-19			Sub Total					7.80					
260	2018-19			Market linking(CCD)					7.80					
261	2018-19		Social Security	Renewal of JBY	All Didayi Villages	400	1	0.005	2.00			400	DDA	CCD
262	2018-19			Health Insurance	All Didayi Villages	1321	1	0.01	13.21			1321	DDA	CCD
263	2018-19			Sub Total					15.21					
264	2018-19			Social Security(CCD)					15.21					
265	2018-19		Capacity Building and skill Training	Selection of youth for training under Mobile,Tailoring, Broom Making, Masonry and Computer Operation	Reputed ITI Training Center			14.52	14.52			Selected Villagers	DDA	CCD
266	2018-19			Sub Total					14.52					
267	2018-19			Capacity Building(CCD)					14.52					
268	2018-19		Conservation of Culture	Maintenance and Management of Museum	Purunagumma	1	1 Nos	6.00	6.00	111	118	229	DDA	CCD
269	2018-19			Construction of Cultural Mandap	Purunagumma	1	1 Nos	6.00	6.00	111	118	229	DDA	CCD
270	2018-19			Construction of Cultural Mandap	Muduliguda	2	1 Nos	2.00	4.00	259	162	521	DDA	CCD
271	2018-19			Conversion of MPSC as information centre	37 Villages	1	1 Nos	2.04	2.04			37 Villages	DDA	CCD
272	2018-19			Awareness Camp	37 Villages	1	1 Nos	3.10	3.10			37 Villages	DDA	CCD
273	2018-19			Supply of Musical instruments	37 Villages	1	32 Nos	7.20	7.20			37 Villages	DDA	CCD
274	2018-19			Organisation of work shop	37 Villages	1		1.00	1.00			37 Villages	DDA	CCD

Sl. No.	Year	Sector	Sub-Sector	Annual Works Proposed (along with rates)	Name of Village/Hamlet whether the proposed works is to be undertaken	Quantity (where applicable e.g. Housing roads etc.)	Unit	Rate per Unit	Financial Target (Rs. In Lakhs)	No. of PVTG Beneficiaries (Male and Female separately where feasible)			Implementing Agency (State Govt./UT Admn./NGO)	Funding Source
										Male	Female	Total		
I	II	III	IV	V	VI	VII	VIII	IX	X	XI	XII	XIII	XIV	XV
275	2018-19			•Development of primers in local language	37 Villages	1	1 No	2.00	2.00			37 Villages	DDA	CCD
276	2018-19			Construction of village entrance gates in ethnic style	2 Villages	2	2 nos	2.00	4.00			37 Villages	DDA	CCD
277	2018-19			Sponsoring of cultural troupes for District / State/ National prog	All Villages	1	1 No	3.00	3.00			37 Villages	DDA	CCD
278	2018-19			Exposure visit to other Micro Project area	All Villages	1	1 no	2.00	2.00			37 Villages	DDA	CCD
279	2018-19			Annual Tribal Sports at Micro Project level to identify the PTG sports person	All Villages	1	1 no	2.00	2.00			37 Villages	DDA	CCD
280	2018-19				Sub Total				42.34					
281	2018-19				Conservation of Culture(CCD)				42.34					
282	2018-19		Project Management	Monitoring & Evaluation expenses	Kudumulugumma	1	1 No	2.67	2.67			All37 Villages	DDA	CCD
283	2018-19			Remuneration of MPWs	7 Nos	7	1 No	0.60	4.20			7	DDA	OPELIP
284	2018-19			Remuneration of MPWs (D.A)	7 Nos	7	1 No	0.12	0.84			7	DDA	CCD
285	2018-19			DEOs	Kudumulugumma	2	1 No	1.32	2.64			All37 Villages	DDA	OPELIP
286	2018-19			ASCO & JE	Kudumulugumma	2	1 No	1.8	3.60			All37 Villages	DDA	OPELIP
287	2018-19			Retired Peon (Group- D)	Kudumulugumma	1	1 No	0.848	0.85			All37 Villages	DDA	OPELIP
288	2018-19			Watchman (Group- D)	Kudumulugumma	2	1 No	1.096	2.19			All37 Villages	DDA	OPELIP
289	2018-19			Transportation cost of Microproject (ASCO/JE & Micro Project Staff)	Kudumulugumma	4	1 No	0.36	1.44			All37 Villages	DDA	OPELIP
290	2018-19			Mid Term Evaluation	Kudumulugumma	1	1 No	0.3	0.30			All37 Villages	State Govt.	OPELIP
291	2018-19				Sub Total				18.73					
292	2018-19				Project Management (CCD)				3.51					
293	2018-19				Grand Total				1279.36					
294	2018-19				Grand Total (CCD)				697.99					

Sl. No.	Year	Sector	Sub-Sector	Annual Works Proposed (along with rates)	Name of Village/Hamlet whether the proposed works is to be undertaken	Quantity (where applicable e.g. Housing roads etc.)	Unit	Rate per Unit	Financial Target (Rs. In Lakhs)	No. of PVTG Beneficiaries (Male and Female separately where feasible)			Implementing Agency (State Govt./UT Admn./NGO)	Funding Source
										Male	Female	Total		
I	II	III	IV	V	VI	VII	VIII	IX	X	XI	XII	XIII	XIV	XV

1	2019-20	Social Sector	Education	Boys' Education Complex										
2	2019-20			Maintenance of existing Boys' Educational complex	Muduliguda	1	1 No	2.00	2.00	250		250	DDA	CCD
3	2019-20			Building Repair and maintenance	Muduliguda	1	1	2.00	2.00	250		250	DDA	CCD
4	2019-20			Maintenance Allowance including mess charges	Muduliguda	250	1	0.08	20.00	250		250	DDA	CCD
5	2019-20			Provision of three pairs of dress to about 200 students in Boys' Edu. Complex	Muduliguda	250	1	0.009	2.25	250		250	DDA	CCD
6	2019-20			Cash stipend for availing tuition / coaching per primary students	Muduliguda	250	1	0.012	3.00	250		250	DDA	CCD
7	2019-20			Course Book, stationaries and other educational matters	Muduliguda	250	1	0.006	1.50	250		250	DDA	CCD
8	2019-20			Exam Fees	Muduliguda	250	1	5E-04	0.13	250		250	DDA	CCD
9	2019-20			Honorarium for full time teacher	Muduliguda	8	1	0.912	7.30			8	DDA	CCD
10	2019-20			Honorarium for Accountant	Muduliguda	1	1	0.84	0.84			1	DDA	CCD
11	2019-20			Honorarium for Cooks	Muduliguda	5	1	0.6936	3.47			5	DDA	CCD
12	2019-20			Honorarium for Watchmen	Muduliguda	2	1	0.6936	1.39			2	DDA	CCD
13	2019-20			Honorarium for Sweeper	Muduliguda	2	1	0.6936	1.39			2	DDA	CCD
14	2019-20			Honorarium for Peon	Muduliguda	1	1	0.6936	0.69			1	DDA	CCD
15	2019-20			Vocational/Skill development Training	Muduliguda	250	1	0.004	1.00			200	DDA	CCD
16	2019-20			Electricity and Water Charges	Muduliguda	1	1	1.20	1.20			200	DDA	CCD
17	2019-20			Medical Care/ Contingency	Muduliguda	250	1	0.0075	1.88			200	DDA	CCD
18	2019-20			Health Care (Hospitalization, visit of Doctors,annual health check up etc)	Muduliguda	250	1	0.005	1.25			200	DDA	CCD
19	2019-20			Miscellaneous including Toiletries	Muduliguda	250	1	0.006	1.50			200	DDA	CCD

Sl. No.	Year	Sector	Sub-Sector	Annual Works Proposed (along with rates)	Name of Village/Hamlet whether the proposed works is to be undertaken	Quantity (where applicable e.g. Housing roads etc.)	Unit	Rate per Unit	Financial Target (Rs. In Lakhs)	No. of PVTG Beneficiaries (Male and Female separately where feasible)			Implementing Agency (State Govt./UT Admn./NGO)	Funding Source
										Male	Female	Total		
I	II	III	IV	V	VI	VII	VIII	IX	X	XI	XII	XIII	XIV	XV
20	2019-20			PTA/ Sports Function/ Cultural function	Muduliguda	250	1	0.0015	0.38			200	DDA	CCD
21	2019-20			Tour/ Campus	Muduliguda	250	1	0.02	5.00			200	DDA	CCD
22	2019-20			Incentives to each Boy student to meet their day to day requirement	Muduliguda	250	1	0.012	3.00			200	DDA	CCD
23	2019-20				Sub Total				61.15					
24	2019-20				Boys' Education Complex (CCD)				61.15					
25	2019-20		Education	Girls' Education Complex										
26	2019-20			Building repair & maintenance of Girls' Education Complex (DA)	Nandiniguda	1	1 No	2.00	2.00		250	250	DDA	CCD
27	2019-20			Building repair & maintenance of Girls' Education Complex	Nandiniguda	1	1 No	0.36	0.36		250	250	DDA	MOTA
28	2019-20			Maintenance Allowance including mess charges (DA)	Nandiniguda	250	1 No	0.010	2.50		250	250	DDA	CCD
29	2019-20			Maintenance Allowance including mess charges	Nandiniguda	250	1 No	0.075	18.75		250	250	DDA	MOTA
30	2019-20			Provision of three pairs of dress to about 250 students Girls' Edu. Complex (DA)	Nandiniguda	250	3 No	0.003	0.75		250	250	DDA	CCD
31	2019-20			Provision of three pairs of dress to about 250 students Girls' Edu. Complex	Nandiniguda	250	3 No	0.009	2.25		250	250	DDA	MOTA
32	2019-20			Cash stipend for availing tuition / coaching per Primary Students (DA)	Nandiniguda	150	1 No	0.010	1.50		150	150	DDA	CCD
33	2019-20			Cash stipend for availing tuition / coaching per Upper Primary Students (DA)	Nandiniguda	100	1 No	0.020	2.00		100	100	DDA	CCD
34	2019-20			Supply of reading writing, games and sports materials' Educaton Complex	Nandiniguda	250	1 No	0.006	1.50		250	250	DDA	MOTA
35	2019-20			Supply of reading writing, games and sports materials in Girls' Educaton Complex(DA)	Nandiniguda	250	1 No	0.006	1.50		250	250	DDA	CCD
36	2019-20			Examination fees (DA)	Nandiniguda	250	1 No	0.0005	0.125		250	250	DDA	CCD
37	2019-20			Examination fees	Nandiniguda	250	1 No	0.0005	0.125		250	250	DDA	MOTA
38	2019-20			Honorarium for full time teacher (DA)	Nandiniguda	11	1 No	0.312	3.432			11	DDA	CCD
39	2019-20			Honorarium for full time teacher	Nandiniguda	11	1 No	0.60	6.60			11	DDA	MOTA

Sl. No.	Year	Sector	Sub-Sector	Annual Works Proposed (along with rates)	Name of Village/Hamlet whether the proposed works is to be undertaken	Quantity (where applicable e.g. Housing roads etc.)	Unit	Rate per Unit	Financial Target (Rs. In Lakhs)	No. of PVTG Beneficiaries (Male and Female separately where feasible)			Implementing Agency (State Govt./UT Admn./NGO)	Funding Source
										Male	Female	Total		
I	II	III	IV	V	VI	VII	VIII	IX	X	XI	XII	XIII	XIV	XV
40	2019-20			Honorarium for Accountant (DA)	Nandiniguda	1	1 No	0.42	0.42			1	DDA	CCD
41	2019-20			Honorarium for Accountant	Nandiniguda	1	1 No	0.42	0.42			1	DDA	MOTA
42	2019-20			Honorarium for Watchmen (DA)	Nandiniguda	1	1 No	0.5376	0.538			1	DDA	CCD
43	2019-20			Honorarium for Watchmen	Nandiniguda	1	1 No	0.156	0.156			1	DDA	MOTA
44	2019-20			Honorarium for Sweeper (DA)	Nandiniguda	2	1 No	0.5376	1.075			2	DDA	CCD
45	2019-20			Honorarium for Sweeper	Nandiniguda	2	1 No	0.156	0.312			2	DDA	MOTA
46	2019-20			Honorarium for Peon (DA)	Nandiniguda	2	1 No	0.5136	1.027			2	DDA	CCD
47	2019-20			Honorarium for Peon	Nandiniguda	2	1 No	0.18	0.36			2	DDA	MOTA
48	2019-20			Honorarium for Cooks (DA)	Nandiniguda	5	1 No	0.5136	2.568			5	DDA	CCD
49	2019-20			Honorarium for Cooks	Nandiniguda	5	1 No	0.180	0.90			5	DDA	MOTA
50	2019-20			Vocational / Skill Development Training	Nandiniguda	250	1 No	0.004	1.00		250	50	DDA	MOTA
51	2019-20			Electricity and Water chrges	Nandiniguda	1	1 No	0.60	0.60		250	250	DDA	MOTA
52	2019-20			Electricity and Water chrges (DA)	Nandiniguda	1	1 No	1.20	1.20		250	250	DDA	CCD
53	2019-20			Medical Care/ Contingency (DA)	Nandiniguda	1	1 No	0.90	0.90		250	250	DDA	CCD
54	2019-20			Medical Care/ Contingency	Nandiniguda	1	1 No	1.875	1.875		250	250	DDA	MOTA
55	2019-20			Health care (Hospitalization, visit of doctors, annual health check up etc) (DA)	Nandiniguda	1	1 No	0.60	0.60		250	250	DDA	CCD
56	2019-20			Health care (Hospitalization, visit of doctors, annual health check up etc)	Nandiniguda	1	1 No	1.25	1.25		250	250	DDA	MOTA
57	2019-20			Miscellaneous including toiletries etc (DA)	Nandiniguda	150	1 No	0.002	0.30		150	150	DDA	CCD
58	2019-20			Miscellaneous including toiletries etc (DA)	Nandiniguda	100	1 No	0.0026	0.26		100	100	DDA	CCD
59	2019-20			PTA/ Sports Function/ Cultural function	Nandiniguda	250	1 No	0.0015	0.375		250	250	DDA	MOTA
60	2019-20			Tour / Campus (DA)	Nandiniguda	250	1 No	0.02	5.00		250	250	DDA	CCD
61	2019-20			Incentives to each girl student to meet their day to day requirement	Nandiniguda	250	1 No	0.012	3.00		250	250	DDA	MOTA
62	2019-20				Sub Total				67.53					
63	2019-20				Girls' Education Complex (CCD)				27.70					
64	2019-20		Education	Gyana Mandir										

Sl. No.	Year	Sector	Sub-Sector	Annual Works Proposed (along with rates)	Name of Village/Hamlet whether the proposed works is to be undertaken	Quantity (where applicable e.g. Housing roads etc.)	Unit	Rate per Unit	Financial Target (Rs. In Lakhs)	No. of PVTG Beneficiaries (Male and Female separately where feasible)			Implementing Agency (State Govt./UT Admn./NGO)	Funding Source
										Male	Female	Total		
I	II	III	IV	V	VI	VII	VIII	IX	X	XI	XII	XIII	XIV	XV
65	2019-20			Provision for supply of reading & writing materials	7 Villages	7	1 No	0.30	2.10			50	DDA	CCD
66	2019-20			Maintenance of Gyan Mandir	7 Villages	7	1 No	2.00	14.00			50	DDA	CCD
67	2019-20				Sub Total				16.10					
68	2019-20				Gyan Mandir(CCD)				16.10					
69	2019-20				Education Sub Total				144.78					
70	2019-20				Education (CCD)				104.94					
71	2019-20		Heath & Nutrition	Organisation of Health camp	30 Nos	37	1 No	0.30	11.10			All Villagers	H & FW & DDA	CCD
72	2019-20			Supply of medicines, diet and reimbrusment of medicines(including) Auyurvedic consoltancy	All Villages	1	1 No	5.30	5.30			All Villagers	H & FW & DDA	CCD
73	2019-20			Transportation of serious, wounded patients for treatment	All Villages	1	1 No	5.00	4.50			All Villagers	H & FW & DDA	CCD
74	2019-20			Organisation of Special T.B identification camp / eye camp.	All Villages	1	1 Nos	1.00	1.00			Whole BDA area	H & FW & DDA	CCD
75	2019-20			Maintanance of Ambulance	Nilapari	1	1 No	3.00	3.00			All Villagers	H & FW & DDA	CCD
76	2019-20			Herbal Garden	2 Villages	3	1 No	1.00	3.00			All Villagers	DDA	CCD
77	2019-20			Remuneration of Ambulance Driver	All Villages	1	1 No	1.00	1.00			All Villagers	H & FW & DDA	CCD
78	2019-20			Reprinting of Sickle Cell School Health Card	All Villages	1	100	0.4	0.44			All Villagers	H & FW & DDA	CCD
79	2019-20			Development of habitat clearing of village sourrounding, drainage system, compost pit, improvement of street/ footpath (Bush cutting)	30 Villages	37	1 No	0.50	18.50			All Villagers	DDA	CCD
80	2019-20		Heath & Nutrition	Monthly Review of Micro Projects by the Collector	All Villages	12	12	0.005	0.06			All Villages	Micro Project (UNICEF Supported)	(H&FW)UNICEF
81	2019-20			Yearly Sickle Cell Screening of all children (0-14Years)	All Villages	200	200	0.001	0.20			All Villages	Micro Project	CCD

Sl. No.	Year	Sector	Sub-Sector	Annual Works Proposed (along with rates)	Name of Village/Hamlet whether the proposed works is to be undertaken	Quantity (where applicable e.g. Housing roads etc.)	Unit	Rate per Unit	Financial Target (Rs. In Lakhs)	No. of PVTG Beneficiaries (Male and Female separately where feasible)			Implementing Agency (State Govt./UT Admn./NGO)	Funding Source
										Male	Female	Total		
I	II	III	IV	V	VI	VII	VIII	IX	X	XI	XII	XIII	XIV	XV
82	2019-20			Project level Training of Officials and Field Functionaries (Health & ICDS, SC & STs) Women SHGs on improving Women's Nutrition (SWABHIMAAN) -2 days	All Villages	25	25	0.008	0.20			All Villages	Micro Project (UNICEF Supported)	(H&FW)UNICEF
83	2019-20			Half Yearly Third Party Monitoring of Key PVTG Development Indicators , Sharing of findings and action plan finalisation	All Villages		LS	LS	0.50			All Villages	Micro Project (UNICEF Supported)	(H&FW)UNICEF
84	2019-20			Project level Refresher Training on Innovative IPC tools for Improving infant & Young child Feeding Practices (Orientation of Front Line Workers on Counselling techniques and child Feeding Practices). - 2 days	All Villages	30	30	0.008	0.24			Micro Project (UNICEF Supported)	Micro Project (UNICEF Supported)	(H&FW)UNICEF
85	2019-20				Sub Total				49.04					
86	2019-20				Health(CCD)				48.04					
87	2019-20		Drinking water & Sanitation	Well	Purunagumma	1	1	1.00	1.00			229	RWSS	RD Deptt
88	2019-20			Well	Kodigandh	1	1	1.00	1.00			10	RWSS	RD Deptt
89	2019-20			Well	Ramaguda	1	1	1.00	1.00			31	RWSS	RD Deptt
90	2019-20			Well	Disariguda	1	1	1.00	1.00			88	RWSS	RD Deptt
91	2019-20			Pipe water	Kodigandhi	1	1	4.00	4.00			10	RWSS	RD Deptt
92	2019-20			Pipe water	Ramaguda	1	1	4.00	4.00			31	RWSS	RD Deptt
93	2019-20			Pipe water	Disariguda	1	1	4.00	4.00			88	RWSS	RD Deptt
94	2019-20			Cistern	Purunagumma	1	1	1.00	1.00			229	RWSS	RD Deptt
95	2019-20			Cistern	Kodigandhi	1	1	1.00	1.00			10	RWSS	RD Deptt
96	2019-20			Cistern	Ramaguda	1	1	1.00	1.00			31	RWSS	RD Deptt
97	2019-20		Cistern	Khajuriguda	1	1	1.00	1.00			194	RWSS	RD Deptt	
98	2019-20		River Stream	Khajuriguda	1	1	1.00	1.00			194	RWSS	RD Deptt	
99	2019-20		River Stream	Disariguda	1	1	1.00	1.00			88	RWSS	RD Deptt	
100	2019-20		Cistern	Ghisnghbeda	2	1	1.00	2.00			307	RWSS	RD Deptt	

Sl. No.	Year	Sector	Sub-Sector	Annual Works Proposed (along with rates)	Name of Village/Hamlet whether the proposed works is to be undertaken	Quantity (where applicable e.g. Housing roads etc.)		Unit	Rate per Unit	Financial Target (Rs. In Lakhs)	No. of PVTG Beneficiaries (Male and Female separately where feasible)			Implementing Agency (State Govt./UT Admn./NGO)	Funding Source
						Male	Female				Total				
I	II	III	IV	V	VI	VII	VIII	IX	X	XI	XII	XIII	XIV	XV	
101	2019-20			Cistern	Disariguda	1	1	1.00	1.00			88	RWSS	RD Deptt	
102	2019-20			Tube well	Bataguda	1	1	1.25	1.25			146	RWSS	RD Deptt	
103	2019-20			Cross band	Disariguda	1	1	0.50	0.50			88	RWSS	RD Deptt	
104	2019-20			Cross band	Khajuriguda	1	1	0.50	0.50			194	RWSS	RD Deptt	
105	2019-20			Cross band	Ramaguda	1	1	0.50	0.50			31	RWSS	RD Deptt	
106	2019-20			Cross band	Kodigandhi	1	1	0.50	0.50			10	RWSS	RD Deptt	
107	2019-20			Tube well	Purunagumma	1	1	1	1.00			229	RWSS	RD Deptt	
108	2019-20			Tube well	Kodigandhui	1	1	1.25	1.25			10	RWSS	RD Deptt	
109	2019-20			Tube well	Ramaguda	1	1	1.25	1.25			31	RWSS	RD Deptt	
110	2019-20			Tube well	Khajuriguda	1	1	1.25	1.25			194	RWSS	RD Deptt	
111	2019-20			Tube well	Ghisinghbeda	1	1	1.25	1.25			307	RWSS	RD Deptt	
112	2019-20			Tube well	Disariguda	1	1	1.25	1.25			88	RWSS	RD Deptt	
113	2019-20			Tank pond	Purunagumma	1	1	5.00	5.00			229	RWSS	RD Deptt	
114	2019-20			Tank pond	Kodigandhi	1	1	5.00	5.00			10	RWSS	RD Deptt	
115	2019-20			Tank pond	Ramaguda	1	1	5.00	5.00			31	RWSS	RD Deptt	
116	2019-20			Tank pond	Khajuriguda	1	1	5.00	5.00			194	RWSS	RD Deptt	
117	2019-20			Tank pond	Ghisinghbeda	1	1	5.00	5.00			307	RWSS	RD Deptt	
118	2019-20			Tank pond	Disariguda	1	1	5.00	5.00			88	RWSS	RD Deptt	
119	2019-20					Sub Total			65.50						
120	2019-20					Drinking Water & Sanitation(CCD)			0.00						
121	2019-20	Infrastructure	Connectivity	Completion of CC road	Disariguda	2	100 mtr	5.00	10.00			88	DDA	CCD	
122	2019-20			Metal Murum Road	Disariguda	1	1 No	8.00	8.00				88	DDA	CCD
123	2019-20			Metal Murum Road	Khajuriguda	1	1 No	8.00	8.00				194	DDA	CCD
124	2019-20			Footpath Road	Khajuriguda	2	1 No	2.00	4.00				194	DDA	CCD
125	2019-20			Water way	Khajuriguda	1	1 No	2.00	2.00			194	DDA	CCD	
126	2019-20			Guardwall	Khajuriguda	0.95	1 No	4.50	4.28			194	DDA	CCD	
127	2019-20			Metal Murum road	Ramaguda	0.5	1 No	8.00	4.00			31	DDA	CCD	
128	2019-20			Footpath Road	Ramaguda	1	1 No	2.00	2.00			31	DDA	CCD	

Sl. No.	Year	Sector	Sub-Sector	Annual Works Proposed (along with rates)	Name of Village/Hamlet whether the proposed works is to be undertaken	Quantity (where applicable e.g. Housing roads etc.)	Unit	Rate per Unit	Financial Target (Rs. In Lakhs)	No. of PVTG Beneficiaries (Male and Female separately where feasible)			Implementing Agency (State Govt./UT Admn./NGO)	Funding Source
										Male	Female	Total		
I	II	III	IV	V	VI	VII	VIII	IX	X	XI	XII	XIII	XIV	XV
129	2019-20			Water way	Ramaguda	0.5	1 No	2.00	1.00			31	DDA	CCD
130	2019-20			Culverts	Ramaguda	1	1 No	5.00	5.00			31	DDA	CCD
131	2019-20			Guardwall	Ghisingbeda	0.95	1 No	4.50	4.28			307	DDA	CCD
132	2019-20			Guardwall	Kodigandhi	0.95	1 No	4.50	4.28			10	DDA	CCD
133	2019-20			Guardwall	Ramaguda	0.95	1 No	4.50	4.28			31	DDA	CCD
134	2019-20			Plat form infront of house	All Didayi Villages	50	1 No	0.10	5.00			50	DDA	CCD
135	2019-20			Completion of CC road	Bataguda	2	100 mtr	5.00	10.00			146	DDA	CCD
136	2019-20			Metal Murum Road	Kodigandhi	1	1 No	8.00	8.00			10	DDA	CCD
137	2019-20			Culverts	Bataguda	1	1 No	3.50	3.50			146	DDA	CCD
138	2019-20			Footpath Road	Bataguda	1	1 No	2.00	2.00			146	RD Deptt	RD Deptt
139	2019-20			Water way	Kodigandhi	1	1 No	2.00	2.00			10	RD Deptt	RD Deptt
140	2019-20			Culverts	Kodigandhi	1	1 No	3.50	3.50			10	RD Deptt	RD Deptt
141	2019-20			Culverts	Disariguda	1	1 No	5.00	5.00			88	RD Deptt	RD Deptt
142	2019-20			Metal Murum Road	Ghisingbeda	1	1 No	8.00	8.00			307	RD Deptt	RD Deptt
143	2019-20			Ghat cutting	Ghisingbeda	1	1 No	1.00	1.00			307	RD Deptt	RD Deptt
144	2019-20			Guardwall	Disariguda	0.95	1 No	4.50	4.28			88	RD Deptt	RD Deptt
145	2019-20			Completion CC road	Ghisingbeda	2	100 mtr	5.00	10.00			307	RD Deptt	RD Deptt
146	2019-20			Footpath Road	Disariguda	3	1 No	2.00	6.00			88	RD Deptt	RD Deptt
147	2019-20			Bridge	Disariguda	2	1 No	7.50	15.00			88	RD Deptt	RD Deptt
148	2019-20			Water way	Ghisingbeda	2	1 No	2.00	4.00			307	RD Deptt	RD Deptt
149	2019-20			Completion of CC road	Ramaguda	3	100 mtr	5.00	15.00			31	RD Deptt	RD Deptt

Sl. No.	Year	Sector	Sub-Sector	Annual Works Proposed (along with rates)	Name of Village/Hamlet whether the proposed works is to be undertaken	Quantity (where applicable eg. Housing roads etc.)	Unit	Rate per Unit	Financial Target (Rs. In Lakhs)	No. of PVTG Beneficiaries (Male and Female separately where feasible)			Implementing Agency (State Govt./UT Admn./NGO)	Funding Source
										Male	Female	Total		
I	II	III	IV	V	VI	VII	VIII	IX	X	XI	XII	XIII	XIV	XV
150	2019-20			Bridge	Ramaguda	1	1 No	15.00	15.00			31	RD Deptt	RD Deptt
151	2019-20			Completion of CC road	Kodigandhi	6	100 mtr	5.00	30.00			10	RD Deptt	RD Deptt
152	2019-20			Bridge	Kodigandhi	1	1 No	7.50	7.50			10	RD Deptt	RD Deptt
153	2019-20			Completion of CC road	Purunagumma	4	100 mtr	5.00	20.00			229	RD Deptt	RD Deptt
154	2019-20			Culverts	Khajuriguda	1	1 No	5.00	5.00			194	RD Deptt	RD Deptt
155	2019-20			Culverts	Ghisingbeda	2	1 No	5.00	10.00			307	RD Deptt	RD Deptt
156	2019-20			Bridge	Ghisingbeda	1	1 No	7.50	7.50			307	RD Deptt	RD Deptt
157	2019-20			Completion of CC road	Khajuriguda	8	100 mtr	5.00	40.00			194	RD Deptt	RD Deptt
158	2019-20			Bridge	Khajuriguda	1	1 No	10.00	10.00			194	RD Deptt	RD Deptt
159	2019-20			Culverts	Purunagumma	1	1 No	5.00	5.00			229	RD Deptt	RD Deptt
160	2019-20			Bridge	Purunagumma	1	1 No	7.50	7.50			229	RD Deptt	RD Deptt
161	2019-20			Guardwall	Purunagumma	0.95	1 No	4.50	4.28			229	RD Deptt	RD Deptt
162	2019-20			Metal Murum Road	Bataguda	3	1 No	8.00	24.00			146	RD Deptt	RD Deptt
163	2019-20			Bridge	Bataguda	1	1 No	7.50	7.50			146	RD Deptt	RD Deptt
164	2019-20			Guardwall	Bataguda	0.95	1 No	4.50	4.28			146	RD Deptt	RD Deptt
165	2019-20			Connectivity ,link road and culvert,Drain,Guard wall	All Didayi Villages	1	1 No	5.00	5.00			All Didayi Villages	DDA	Articles-275-I
166	2019-20			Connectivity ,link road and culvert,Drain,Guard wall	All Didayi Villages	1	1 No	5.00	5.00			All Didayi Villages	DDA	SCA TO TSP

Sl. No.	Year	Sector	Sub-Sector	Annual Works Proposed (along with rates)	Name of Village/Hamlet whether the proposed works is to be undertaken	Quantity (where applicable e.g. Housing roads etc.)	Unit	Rate per Unit	Financial Target (Rs. In Lakhs)	No. of PVTG Beneficiaries (Male and Female separately where feasible)			Implementing Agency (State Govt./UT Admn./NGO)	Funding Source
										Male	Female	Total		
I	II	III	IV	V	VI	VII	VIII	IX	X	XI	XII	XIII	XIV	XV
167	2019-20				Sub Total				370.93					
168	2019-20				Connectivity(CCD)				87.600					
169	2019-20		Housing	Const. of community Center	Totaguda/Bataguda/Dhakodpadar/Kantamanjuri/Anurguguda/Arlingpada	6	1 No	6.20	37.20			6	DDA	CCD
170	2019-20			IAY house	Amlibeda	26	1 No	1.04	27.04			25	PR Deptt	PR Deptt
171	2019-20			IAY house	Dhakodpadar	22	1 No	1.04	22.88			22	PR Deptt	PR Deptt
172	2019-20			IAY house	Sanyasiguda	3	1 No	1.04	3.12			3	PR Deptt	PR Deptt
173	2019-20			IAY house	Arlingpada	4	1 No	1.04	4.16			4	PR Deptt	PR Deptt
174	2019-20			IAY house	Muduliguda	26	1 No	1.04	27.04			26	PR Deptt	PR Deptt
175	2019-20			IAY house	Oringi	55	1 No	1.04	57.20			55	PR Deptt	PR Deptt
176	2019-20			IAY house	Kantamanjuri	5	1 No	1.04	5.20			5	PR Deptt	PR Deptt
177	2019-20			Creation of infrastructure	Didayi village	7	1 No	1.00	7.00			1	DDA	SCA to TSP
178	2019-20				Sub Total				190.84					
179	2019-20				Housing (CCD)				37.20					
180	2019-20		Electrification	Solarlight (Street light)	Bataguda	3	1 No	1.00	3.00			146	DDA	CCD
181	2019-20			House light	Bataguda	278	1 No	0.05	13.90			41	DDA	CCD
182	2019-20			Solarlight (Street light)	Purunagumma	3	1 No	1.00	3.00			229	DDA	CCD
183	2019-20			Solarlight (Street light)	Kodigandhi	2	1 No	1.00	2.00			2	DDA	CCD
184	2019-20			Solarlight (Street light)	Ramaguda	2	1 No	0.50	1.00			31	DDA	CCD
185	2019-20			Solarlight (Street light)	Khajuriguda	5	1 No	0.50	2.50			194	DDA	CCD
186	2019-20			Solarlight (Street light)	Ghisnighbeda	5	1 No	0.5	2.50			307	DDA	CCD
187	2019-20			Solarlight (Street light)	Disariguda	3	1 No	0.3	0.90			88	DDA	CCD
188	2019-20				Sub Total				28.80					
189	2019-20				Electrification(CCD)				28.80					

Sl. No.	Year	Sector	Sub-Sector	Annual Works Proposed (along with rates)	Name of Village/Hamlet whether the proposed works is to be undertaken	Quantity (where applicable e.g. Housing roads etc.)	Unit	Rate per Unit	Financial Target (Rs. In Lakhs)	No. of PVTG Beneficiaries (Male and Female separately where feasible)			Implementing Agency (State Govt./UT Admn./NGO)	Funding Source
										Male	Female	Total		
I	II	III	IV	V	VI	VII	VIII	IX	X	XI	XII	XIII	XIV	XV
190	2019-20	Sustainable Livelihood Project	Irrigation	Drain	Arlingpada	2	1 No	5.00	10.00			56	DDA	CCD
191	2019-20			Construction of community tank	DDA Area	12	1 No	6.00	72.00			12	DDA	CCD
192	2019-20			Construction of field canal at 5 nos of village	Tikarapada A ,karkaguda,Gandhi	5	1 No	5.00	25.00			DDA Villages	DDA	CCD
193	2019-20			Drain	Ndimanjuri	1.5	1 No	5.00	7.50			93	DDA	CCD
194	2019-20			Drain	Kantamanjuri	1.5	1 No	5.00	7.50			102	DDA	CCD
195	2019-20			Sub Total					122.00					
196	2019-20			Irrigation(CCD)					122.00					
197	2019-20		Agriculture	Supply of Niger,Groundnut,Black gram,Ragi	Kantamanjuri	20	1 No	0.01	0.10			2	DDA	CCD
198	2019-20				Arlingpada	35	1 No	0.01	0.18			4	DDA	CCD
199	2019-20				Sanyasiguda	35	1 No	0.01	0.18			4	DDA	CCD
200	2019-20				Dhakodpadar	40	1 No	0.01	0.20			28	DDA	CCD
201	2019-20				Amlibeda	40	1 No	0.01	0.20			39	DDA	CCD
202	2019-20			Supply of Agricultural Equipments	Kantamanjuri	2	1 No	0.10	0.20			2	DDA	CCD
203	2019-20			Supply of Agricultural Equipments	Arlingpada	4	1 No	0.10	0.40			4	DDA	CCD
204	2019-20			Supply of Agricultural Equipments	Sanyasiguda	4	1 No	0.10	0.40			4	DDA	CCD
205	2019-20		Agriculture	Supply of Agricultural Equipments	Dhakodpadar	23	1 No	0.10	2.30			28	DDA	CCD
206	2019-20			Supply of Agricultural Equipments	Amlibeda	35	1 No	0.10	3.50			39	DDA	CCD
207	2019-20			Palr of Bullock	Kantamanjuri	10	1 No	0.30	3.00			12	DDA	CCD
208	2019-20			Palr of Bullock	Orringi	7	1 No	0.30	2.10			8	DDA	CCD
209	2019-20			Palr of Bullock	Muduliguda-A	13	1 No	0.30	3.90			21	DDA	CCD
210	2019-20			Palr of Bullock	Sanyasiguda	2	1 No	0.30	0.60			2	DDA	CCD
211	2019-20			Palr of Bullock	Dhakodpadar	12	1 No	0.30	3.60			28	DDA	CCD
212	2019-20			Palr of Bullock	Amlibeda	11	1 No	0.30	3.30			11	DDA	CCD
213	2019-20			Agricultural Activities	All Didayi Villages	1	1 No	5.00	5.00			1 Household	DDA	SCA to TSP
214	2019-20			Sub Total					29.15					
215	2019-20			Agriculture(CCD)					24.15					

Sl. No.	Year	Sector	Sub-Sector	Annual Works Proposed (along with rates)	Name of Village/Hamlet whether the proposed works is to be undertaken	Quantity (where applicable eg. Housing roads etc.)	Unit	Rate per Unit	Financial Target (Rs. In Lakhs)	No. of PVTG Beneficiaries (Male and Female separately where feasible)			Implementing Agency (State Govt./UT Admn./NGO)	Funding Source
										Male	Female	Total		
I	II	III	IV	V	VI	VII	VIII	IX	X	XI	XII	XIII	XIV	XV
216	2019-20		Horticulture	Mango plantation/Cashew plantation	All Didayi Villages	25	1Ac	0.48	12.00			All Didayi Villages	DDA	CCD
217	2019-20			Second year maintenance of Mango,cashew,banana	All Didayi Villages	20	1Ac	2.60	52.00			All Didayi Villages	DDA	CCD
218	2019-20			New plantation of Didayi area	All Didayi Villages	15	1Ac	3.50	52.50			All Didayi Villages	DDA	CCD
219	2019-20			Construction of Storage for Horticultural Products	Purugumma	10	1Ac	1.50	15.00	111	118	229	DDA	CCD
220	2019-20			Nursery	Bayapada ,Narigjhola	5	1Ac	1.70	8.50			All Didayi Villages	DDA	CCD
221	2019-20				Sub Total				140.00					
222	2019-20				Horticulture(CCD)				140.00					
223	2019-20		Animal Husbandry	Animal Health Camp	9 villages	9	1 No	0.10	0.90				DDA	CCD
224	2019-20			Supply of Net & Boat	Dhakodpadar	18	1 No	0.40	7.20			17	DDA	CCD
225	2019-20			Goatery	Kantamanjuri	4	1 No	0.02	0.08			4	DDA	CCD
226	2019-20			Supply of Net & Boat	Arlingpada	6	1 No	0.40	2.40			6	DDA	CCD
227	2019-20			Supply of Net & Boat	Sanyasiguda	5	1 No	0.40	2.00			4	DDA	CCD
228	2019-20			Goatery	Amlibeda	13	1 No	0.25	3.25			9	DDA	CCD
229	2019-20			Poultry	Sanyasiguda	2	1 No	0.6500	1.30			2	DDA	CCD
230	2019-20			Goatery	Sanyasiguda	4	1 No	0.02	0.08			4	DDA	CCD
231	2019-20			Goatery	Muduliguda -A`	25	1 No	0.02	0.50			25	DDA	CCD
232	2019-20			Goatery	Oringi	10	1 No	0.02	0.20			9	DDA	CCD
233	2019-20			Net and boat	Kantamanjuri	10	1 No	0.40	4.00			10	DDA	CCD
234	2019-20			Poultry farm	Kantamanjuri	1	1 No	10.00	10.00			1	DDA	SCA to TSP
235	2019-20				Sub Total				31.91					
236	2019-20				Animal Husbandry (CCD)				21.91					

Sl. No.	Year	Sector	Sub-Sector	Annual Works Proposed (along with rates)	Name of Village/Hamlet whether the proposed works is to be undertaken	Quantity (where applicable eg. Housing roads etc.)	Unit	Rate per Unit	Financial Target (Rs. In Lakhs)	No. of PVTG Beneficiaries (Male and Female separately where feasible)			Implementing Agency (State Govt./UT Admn./NGO)	Funding Source
										Male	Female	Total		
I	II	III	IV	V	VI	VII	VIII	IX	X	XI	XII	XIII	XIV	XV
237	2019-20		S.H.G Development	Subsidy to 04 Nos of SHG for Business loan	04 Nos of SHG	5	1 No	1.1	5.50			All Didayi Villages	DDA	CCD
238	2019-20			SHG Building at Karkaguda	1 No of SHG	1	1 No	5	5.00			All Didayi Villages	DDA	CCD
239	2019-20			Assistance to SHGs	04 SHGs	4	1 No	1.1	4.40			All Didayi Villages	DDA	SCA to TSP
240	2019-20			Skill Development Training	to PVTG	1	1 No	5	5.00			All Didayi Villages	DDA	SCA to TSP
241	2019-20			Sub Total						19.90				
242	2019-20			SHG Development(CCD)						10.50				
243	2019-20			Ghat cutting	Tikarapada-B	6	1 No	1.00	6.00			183	DDA	CCD
244	2019-20			Ghat cutting	Naringjhola	1	1 No	1.00	1.00			198	DDA	CCD
245	2019-20			Ghat cutting	Orapadar	2	1 No	1.00	2.00			375	DDA	CCD
246	2019-20			Ghat cutting	Ramaguda	2	1 No	1.00	2.00			31	DDA	CCD
247	2019-20			Ghat cutting	Kodigandhui	2	1 No	1.00	2.00			10	DDA	CCD
248	2019-20		Land Development	Ghat cutting	Sanuyasiguda	3	1 No	1.00	3.00			20	DDA	CCD
249	2019-20			land development with Both side stone packing	Tikarapada a,Karkaguda,Totaguda,Dabuguda, Kontamanjuri,Gising beda	20	1 No	0.90	18.00			20	DDA	CCD
250	2019-20			Ghat cutting	Totaguda	1	1 No	1.00	1.00			109	DDA	CCD
251	2019-20			Sub Total						35.00				
252	2019-20			Land Development(CCD)						35.00				
253	2019-20		Market Link	Construction of Market Pindi	Ramaguda	1	1 No	4.5	4.50			31	DDA	CCD

Sl. No.	Year	Sector	Sub-Sector	Annual Works Proposed (along with rates)	Name of Village/Hamlet whether the proposed works is to be undertaken	Quantity (where applicable e.g. Housing roads etc.)	Unit	Rate per Unit	Financial Target (Rs. In Lakhs)	No. of PVTG Beneficiaries (Male and Female separately where feasible)			Implementing Agency (State Govt./UT Admn./NGO)	Funding Source
										Male	Female	Total		
I	II	III	IV	V	VI	VII	VIII	IX	X	XI	XII	XIII	XIV	XV
254	2019-20			Construction of Market Pindi	Orapadar	1	1 No	4	4.00			375	DDA	CCD
255	2019-20			Construction of rural Hat	Nilapari	1	1 No	5	5.00			201	DDA	SCA to TSP
256	2019-20			Sub Total					13.50					
257	2019-20			Market Link(CCD)					8.50					
258	2019-20		Social Security	Renewal of JBY	All PVTG Villages	500	1 No	0.01	2.50			500	DDA	CCD
259	2019-20			Health Insurance	All PVTG Villages	1828	1 No	0.001	1.83			1821	DDA	CCD
260	2019-20			Natural Calamity	All PVTG Villages	1	1 No	12.48	12.48			All PVTG Area	DDA	CCD
261	2019-20			Sub Total					16.81					
262	2019-20			Social Security (CCD)					16.81					
263	2019-20		Capacity Building & Skill Training	Selection of youth for training under Mobile,Tailoring, Broom Making, Masonry and Computer Operation	Reputed ITI Training Center			15.97	15.97			All Didayi Villages	DDA	CCD
264	2019-20			Sub Total					15.97					
265	2019-20			Capacity Building (CCD)					15.97					
266	2019-20		Conservation of Culture	Community Centre	All PVTG Villages	1	1 No	35.00	35.00	3663	3987	7650	ITDA	ITDA
267	2019-20			Maintenance and Management of Museum	Kudumulugumma	1	1 No	5.00	5.00				All Didayi Villages	DDA
268	2019-20			Assistance for cultural activities	37 Villages	1	1 No	2.50	2.50			All Didayi Villages	DDA	CCD
269	2019-20			Organisation of workshop	37 Villages	1	1 No	1.00	1.00			All Didayi Villages	DDA	CCD
270	2019-20			Construction of village entrance gates in ethnic style	2 villages	2	1 No	2.00	4.00			All Didayi Villages	DDA	CCD
271	2019-20			Exchange visit to out of State	20 Nos	1	1 No	4.00	4.00			All Didayi Villages	DDA	CCD

Sl. No.	Year	Sector	Sub-Sector	Annual Works Proposed (along with rates)	Name of Village/Hamlet whether the proposed works is to be undertaken	Quantity (where applicable e.g. Housing roads etc.)	Unit	Rate per Unit	Financial Target (Rs. In Lakhs)	No. of PVTG Beneficiaries (Male and Female separately where feasible)			Implementing Agency (State Govt./UT Admn./NGO)	Funding Source
										Male	Female	Total		
I	II	III	IV	V	VI	VII	VIII	IX	X	XI	XII	XIII	XIV	XV
272	2019-20			Construction of Cultural Mandap	Totaguda	4	1 No	3.00	12.00			109	DDA	CCD
273	2019-20			Conversion of MPSC as Information Centre	37 Villages	1	1 no		3.87			All Didayi Villages	DDA	CCD
274	2019-20			Sponsoring of cultural troupes for participation at District / state/ National programme	37 Villages	1	1 no	10.00	10.00			All Didayi Villages	DDA	CCD
275	2019-20			Exposure visit to other Micro Project area	37 Villages	1	1 no	2.00	2.00			All Didayi Villages	DDA	CCD
276	2019-20			Development of Tourism Site	All PVTG Villages	1	1 No	2.00	2.00			All Didayi Villages	DDA	CCD
277	2019-20			Sub Total					81.37					
278	2019-20			Conservation of Culture(CCD)					46.37					
279	2019-20	Project Management		Monitoring & Evaluation expenses	Kudumulugumma	1	1 No	5.00	10.00			All 37 Villages	DDA	CCD
280	2019-20		Remuneration of MPWs	All Gyan Mandirs	7	1 No	0.60	4.20				7	DDA	OPELIP
281	2019-20			Remuneration of MPWs (D.A)	All Gyan Mandirs	7	1 No	0.12	0.84			7	DDA	CCD
282	2019-20			DEOs	Kudumulugumma	2	1 No	0.72	1.44			All 37 Villages	DDA	OPELIP
283	2019-20			ASCO & JE	Kudumulugumma	2	1 No	1.35	2.70			All 37 Villages	DDA	OPELIP
284	2019-20			Retired Peon (Group- D)	Kudumulugumma	1	1 No	0.848	0.85			All 37 Villages	DDA	OPELIP
285	2019-20			Watchman (Group- D)	Kudumulugumma	2	1 No	1.096	2.19			All 37 Villages	DDA	OPELIP
286	2019-20			Transportation cost of Microproject (ASCO/JE & Micro Project Staff)	Kudumulugumma	4	1 No	0.36	1.44			All 37 Villages	DDA	OPELIP
287	2019-20			Sub Total					23.66					
288	2019-20			Project Management (CCD)					10.84					
289	2019-20			Grand Total					1379.15					
290	2019-20			Grand Total (CCD)					758.63					

Sl. No.	Year	Sector	Sub-Sector	Annual Works Proposed (along with rates)	Name of Village/Hamlet whether the proposed works is to be undertaken	Quantity (where applicable eg. Housing roads etc.)	Unit	Rate per Unit	Financial Target (Rs. In Lakhs)	No. of PVTG Beneficiaries (Male and Female separately where feasible)			Implementing Agency (State Govt./UT Admn./NGO)	Funding Source
										Male	Female	Total		
I	II	III	IV	V	VI	VII	VIII	IX	X	XI	XII	XIII	XIV	XV

1	2020-21	Social Sector		Boys' Education Complex										
2	2020-21		Education	Building Repair and maintenance	Muduliguda	1	1	2.00	2.00	250		250	DDA	CCD
3	2020-21			Maintenance Allowance including mess charges	Muduliguda	250	1	0.08	20.00	250		250	DDA	CCD
4	2020-21			Provision of three pairs of dress to about 250 students in Boys' Edu. Complex	Muduliguda	250	1	0.009	2.25	250		250	DDA	CCD
5	2020-21			Cash stipend for availing tuition / coaching per primary students	Muduliguda	250	1	0.012	3.00	250		250	DDA	CCD
6	2020-21			Course Book, stationaries and other educational matters	Muduliguda	250	1	0.006	1.50	250		250	DDA	CCD
7	2020-21			Exam Fees	Muduliguda	250	1	5E-04	0.13	250		250	DDA	CCD
8	2020-21			Honorarium for full time teacher	Muduliguda	8	1	0.912	7.30			8	DDA	CCD
9	2020-21			Honorarium for Accountant	Muduliguda	1	1	0.84	0.84			1	DDA	CCD
10	2020-21			Honorarium for Cooks	Muduliguda	5	1	0.6936	3.47			5	DDA	CCD
11	2020-21			Honorarium for Watchmen	Muduliguda	2	1	0.6936	1.39			2	DDA	CCD
12	2020-21			Honorarium for Sweeper	Muduliguda	2	1	0.6936	1.39			2	DDA	CCD
13	2020-21			Honorarium for Peon	Muduliguda	1	1	0.6936	0.69			1	DDA	CCD
14	2020-21			Vocational/Skill development Training	Muduliguda	250	1	0.004	1.00	250		250	DDA	CCD
15	2020-21			Electricity and Water Charges	Muduliguda	1	1	1.20	1.20	250		250	DDA	CCD

Sl. No.	Year	Sector	Sub-Sector	Annual Works Proposed (along with rates)	Name of Village/Hamlet whether the proposed works is to be undertaken	Quantity (where applicable e.g. Housing roads etc.)	Unit	Rate per Unit	Financial Target (Rs. In Lakhs)	No. of PVTG Beneficiaries (Male and Female separately where feasible)			Implementing Agency (State Govt./UT Admn./NGO)	Funding Source	
										Male	Female	Total			
I	II	III	IV	V	VI	VII	VIII	IX	X	XI	XII	XIII	XIV	XV	
16	2020-21			Medical Care/ Contingency	Muduliguda	250	1	0.0075	1.88	250		250	DDA	CCD	
17	2020-21			Health Care (Hospitalization, visit of Doctors,annual health check up etc)	Muduliguda	250	1	0.005	1.25	250		250	DDA	CCD	
18	2020-21			Miscellaneous including Toiletries	Muduliguda	250	1	0.006	1.50	250		250	DDA	CCD	
19	2020-21			PTA/ Sports Function/ Cultural function	Muduliguda	250	1	0.0015	0.38	250		250	DDA	CCD	
20	2020-21		Education	Tour/ Campus	Muduliguda	250	1	0.02	5.00	250		250	DDA	CCD	
21	2020-21			Incentives to each Boy student to meet their day to day requirement	Muduliguda	250	1	0.012	3.00	250		250	DDA	CCD	
22	2020-21			Water purification plant at Boys Educational Complex	Muduliguda	1	1 No	10.00	10.00	250		250	DDA	CCD	
23	2020-21			Supply of Dining set/ Single bed cot and other amenities	Muduliguda	1	1 No	5.00	5.00	250		250	DDA	Article 275 (1)	
24	2020-21			Construction of Additional Class room at Boys' Educational Complex,	Muduliguda	1	1 Nos	12.00	12.00	250		250	DDA	Article 275 (1)	
25	2020-21			Beautification of Boys' Educational Complex	Muduliguda	1	1 Nos	6.07	6.07	250		250	DDA	Article 275 (1)	
26	2020-21			Supply of Single bed cot/ dining set /other amenities	Muduliguda	1	1 Nos	12.00	12.00	250		250	DDA	Article 275 (1)	
27	2020-21			Sub Total						104.22					
28	2020-21			Boys' Education Complex (CCD)						69.15					
29	2020-21			Girls' Education Complex											
30	2020-21			Building repair & maintenance of Girls' Education Complex (DA)	Nandiniguda	1	1 No	1.64	1.64		250	250	DDA	CCD	
31	2020-21			Building repair & maintenance of Girls' Education Complex	Nandiniguda	1	1 No	0.36	0.36		250	250	DDA	MOTA	
32	2020-21			Maintenance Allowance including mess charges (DA)	Nandiniguda	250	1 No	0.010	2.50		250	250	DDA	CCD	
33	2020-21			Maintenance Allowance including mess charges	Nandiniguda	250	1 No	0.075	18.75		250	250	DDA	MOTA	
34	2020-21			Provision of three pairs of dress to about 250 students Girls' Edu. Complex (DA)	Nandiniguda	250	3 No	0.003	0.75		250	250	DDA	CCD	
35	2020-21			Provision of three pairs of dress to about 250 students Girls' Edu. Complex	Nandiniguda	250	3 No	0.009	2.25		250	250	DDA	MOTA	
36	2020-21			Cash stipend for availing tuition / coaching per primary students(DA)	Nandiniguda	150	1 No	0.010	1.50		150	150	DDA	CCD	

Sl. No.	Year	Sector	Sub-Sector	Annual Works Proposed (along with rates)	Name of Village/Hamlet whether the proposed works is to be undertaken	Quantity (where applicable e.g. Housing roads etc.)	Unit	Rate per Unit	Financial Target (Rs. In Lakhs)	No. of PVTG Beneficiaries (Male and Female separately where feasible)			Implementing Agency (State Govt./UT Admn./NGO)	Funding Source
										Male	Female	Total		
I	II	III	IV	V	VI	VII	VIII	IX	X	XI	XII	XIII	XIV	XV
37	2020-21			Cash stipend for availing tuition / coaching per Upper primary students (DA)	Nandiniguda	100	1 No	0.020	2.00		100	100	DDA	CCD
38	2020-21			Supply of reading writing, games and sports materials ' Educaton Complex	Nandiniguda	250	1 No	0.006	1.50		250	250	DDA	MOTA
39	2020-21			Supply of reading writing, games and sports materials in Girls' Educaton Complex(DA)	Nandiniguda	250	1 No	0.006	1.50		250	250	DDA	CCD
40	2020-21			Examination fees(DA)	Nandiniguda	250	1 No	0.0005	0.13		250	250	DDA	CCD
41	2020-21		Education	Examination fees	Nandiniguda	250	1 No	0.0005	0.13		250	250	DDA	MOTA
42	2020-21			Honorarium for full time teacher(DA)	Nandiniguda	11	1 No	0.312	3.43			11	DDA	CCD
43	2020-21			Honorarium for full time teacher	Nandiniguda	11	1 No	0.60	6.60			11	DDA	MOTA
44	2020-21			Honorarium for Accountant(DA)	Nandiniguda	1	1 No	0.42	0.42			1	DDA	CCD
45	2020-21			Honorarium for Accountant	Nandiniguda	1	1 No	0.42	0.42			1	DDA	MOTA
46	2020-21			Honorarium for Watchmen(DA)	Nandiniguda	1	1 No	0.5376	0.54			1	DDA	CCD
47	2020-21			Honorarium for Watchmen	Nandiniguda	1	1 No	0.156	0.16			1	DDA	MOTA
48	2020-21			Honorarium for Sweeper(DA)	Nandiniguda	2	1 No	0.5376	1.08			2	DDA	CCD
49	2020-21			Honorarium for Sweeper	Nandiniguda	2	1 No	0.156	0.31			2	DDA	MOTA
50	2020-21			Honorarium for Peon(DA)	Nandiniguda	2	1 No	0.5136	1.03			2	DDA	CCD
51	2020-21			Honorarium for Peon	Nandiniguda	2	1 No	0.18	0.36			2	DDA	MOTA
52	2020-21			Honorarium for Cooks(DA)	Nandiniguda	5	1 No	0.5136	2.57			5	DDA	CCD
53	2020-21			Honorarium for Cooks	Nandiniguda	5	1 No	0.180	0.90			5	DDA	MOTA
54	2020-21			Vocational / Skill Development Training	Nandiniguda	250	1 No	0.004	1.00		250	50	DDA	MOTA
55	2020-21			Electricity and Water chrges	Nandiniguda	1	1 No	0.60	0.60		250	250	DDA	MOTA
56	2020-21			Electricity and Water chrges(DA)	Nandiniguda	1	1 No	1.20	1.20		250	250	DDA	CCD
57	2020-21		Education	Medical Care/ Contingency(DA)	Nandiniguda	1	1 No	0.90	0.90		250	250	DDA	CCD
58	2020-21			Medical Care/ Contingency	Nandiniguda	1	1 No	1.875	1.88		250	250	DDA	MOTA
59	2020-21			Health care (Hospitalization, visit of doctors, annual health check up etc)(DA)	Nandiniguda	1	1 No	0.60	0.60		250	250	DDA	CCD
60	2020-21			Health care (Hospitalization, visit of doctors, annual health check up etc)	Nandiniguda	1	1 No	1.25	1.25		250	250	DDA	MOTA

Sl. No.	Year	Sector	Sub-Sector	Annual Works Proposed (along with rates)	Name of Village/Hamlet whether the proposed works is to be undertaken	Quantity (where applicable e.g. Housing roads etc.)	Unit	Rate per Unit	Financial Target (Rs. In Lakhs)	No. of PVTG Beneficiaries (Male and Female separately where feasible)			Implementing Agency (State Govt./UT Admn./NGO)	Funding Source
										Male	Female	Total		
I	II	III	IV	V	VI	VII	VIII	IX	X	XI	XII	XIII	XIV	XV
61	2020-21			Miscellaneous including toiletries etc (DA)	Nandiniguda	150	1 No	0.002	0.30		150	150	DDA	CCD
62	2020-21			Miscellaneous including toiletries etc (DA)	Nandiniguda	100	1 No	0.0026	0.26		100	100	DDA	CCD
63	2020-21			PTA/ Sports Function/ Cultural function	Nandiniguda	250	1 No	0.0015	0.38		250	250	DDA	MOTA
64	2020-21			Tour / Campus (DA)	Nandiniguda	250	1 No	0.02	5.00		250	250	DDA	CCD
65	2020-21			Incentives to each girls students to meet their day to day requirement	Nandiniguda	250	1 No	0.012	3.00		250	250	DDA	MOTA
66	2020-21			Water purification plant at Boys Educational Complex (DA)	Nandiniguda	1	1 No	10.00	10.00	250		250	DDA	CCD
67	2020-21			Building repair & maintenance of Girls' Education Complex	Nandiniguda	1	1 No	0.36	0.36		250	250	DDA	MOTA
68	2020-21			Additional Class room at Girls' Education Complex	Nandiniguda	1	1 No	10.00	10.00		250	250	DDA	Article 275 (1)
69	2020-21			Construction of Boundry wall at Girls' Education Complex	Nandiniguda	1	1 No	10.00	10.00		250	250	DDA	Article 275 (1)
70	2020-21			Construction of Staff quarter at Girls' Education Complex	Nandiniguda	1	1 No	6.93	6.93		250	250	DDA	Article 275 (1)
71	2020-21			Beautification of Girls' Education Complex (DA)	Nandiniguda	1	1 Nos	4.87	4.87			250	DDA	CCD
72	2020-21			Construction of Twin quarters at Girls' Education Complex	Nandiniguda	2	1 No	7.00	14.00		250	250	PA ITDA	ITDA
73	2020-21			Sub Total					123.33					
74	2020-21			Girls' Education Complex (CCD)					42.21					
75	2020-21			Gyana Mandir										
76	2020-21		Education	Construction of Gyana Mandir	Barlubandha	1	1 No	7.00	7.00		50	50	DDA	CCD
77	2020-21				Naringijhola	1	1Nos	7.00	7.00		50	50	DDA	CCD
78	2020-21				Jholaguda	1	1Nos	7.00	7.00		50	50	DDA	CCD
79	2020-21			Provision for supply of reading & writing materials	7 Villages	7	1 No	0.26	1.82	400		50	DDA	CCD
80	2020-21			Sub Total					22.82					
81	2020-21			Gyan Mandir(CCD)					22.82					
82	2020-21			Education Sub Total					250.37					
83	2020-21			Education (CCD)					134.17					
84	2020-21		Health & Nutrition	Organisation of Health camp	All Villages	37	1 Nos	0.35	12.95			All Villagers	H & FW & DDA	CCD

Sl. No.	Year	Sector	Sub-Sector	Annual Works Proposed (along with rates)	Name of Village/Hamlet whether the proposed works is to be undertaken	Quantity (where applicable eg. Housing roads etc.)	Unit	Rate per Unit	Financial Target (Rs. In Lakhs)	No. of PVTG Beneficiaries (Male and Female separately where feasible)			Implementing Agency (State Govt./UT Admn./NGO)	Funding Source
										Male	Female	Total		
I	II	III	IV	V	VI	VII	VIII	IX	X	XI	XII	XIII	XIV	XV
85	2020-21			Supply of medicines, diet and reimbrusment of medicines including Auyurvedic consultancy	All Villages	1	1 Nos	5.00	5.00			All Villagers	H & FW & DDA	CCD
86	2020-21			Maintanance of Ambulance	Nilapari	1	1 No	5.00	5.00			All Villagers	H & FW & DDA	CCD
87	2020-21			Mega Health Camps	Purunagumma	1	1 No	3.64	3.64			All Villagers	H & FW & DDA	CCD
88	2020-21			Remuneration of Ambulance Driver	All Villages	1	1 No	2.50	2.50			All Villagers	H & FW & DDA	CCD
89	2020-21			Organisation of Special T.B identification camp / eye camp.	All Villages	1	1 Nos	2.00	2.00			Whole DDA Area	H & FW & DDA	CCD
90	2020-21			Transportation of serious, wounded patients for treatment	All Villages	1	1 Nos	5.00	5.00			All Villagers	H & FW & DDA	CCD
91	2020-21			Development of habitat clearing of village sourrounding, drainage system, compost pit, improvement of street/ footpath (Bush cutting)	37 villages	37	1 Nos	0.50	18.50			All Villagers	DDA	CCD
92	2020-21			Yearly Sickle Cell Screening of all childreen (0-14Years)	37 Villages	300	1 Nos	0.001	0.20			37 Villages	Micro Project	(H&FW)UNICEF
93	2020-21		Health & Nutrition	Project level Refresher Traning of officials and Field Functionaries (Health & ICDS, SC & STs) Women SHGs on improving Women Nutrition (SWAVIMAAN)- 2 days	37 Villages		25	0.008	0.20			37 Villages	Micro Project (UNICEF Supported)	(H&FW)UNICEF
94	2020-21			Monthly Review of Micro Projects by the Collector	37 Villages		12	0.005	0.06			37 Villages	Micro Project (UNICEF Supported)	(H&FW)UNICEF
95	2020-21			Half Yearly Third Party Monitoring of Key Programme Indicators , Sharing of findings and action plan finalisation	37 Villages		LS	LS	0.50			37 Villages	Micro Project (UNICEF Supported)	(H&FW)UNICEF

Sl. No.	Year	Sector	Sub-Sector	Annual Works Proposed (along with rates)	Name of Village/Hamlet whether the proposed works is to be undertaken	Quantity (where applicable eg. Housing roads etc.)		Unit	Rate per Unit	Financial Target (Rs. In Lakhs)	No. of PVTG Beneficiaries (Male and Female separately where feasible)			Implementing Agency (State Govt./UT Admn./NGO)	Funding Source
						Male	Female				Total				
I	II	III	IV	V	VI	VII	VIII	IX	X	XI	XII	XIII	XIV	XV	
96	2020-21			Reprinting of Sickle Cell School Health Card	37 Villages		100		0.44			37 Villages	Micro Project (UNICEF Supported)	(H&FW)UNICEF	
97	2020-21			Sub Total						55.99					
98	2020-21			Health & Nutrition (CCD)						54.59					
99	2020-21		Drinking water & Sanitation	Well	Barlubandha	1	1 No	1.00	1.00			118	RWSS	RD Deptt	
100	2020-21			Well	Chilipadar	1	1 No	1.00	1.00				146	RWSS	RD Deptt
101	2020-21			Well	Jholaguda	1	1 No	1.00	1.00				513	RWSS	RD Deptt
102	2020-21			Well	karkaguda	1	1 No	1.00	1.00				170	RWSS	RD Deptt
103	2020-21			Well	Orapadar	1	1 No	1.00	1.00				375	RWSS	RD Deptt
104	2020-21			Well	Sanyasiguda	1	1 No	1.00	1.00				20	RWSS	RD Deptt
105	2020-21			Pipe Water	Barlubandha	1	1 No	5.00	5.00				118	RWSS	RD Deptt
106	2020-21		Pipe Water	Cilipadar	1	1 No	5.00	5.00				146	RWSS	RD Deptt	
107	2020-21		Pipe Water	Tikarapada-B	1	1 No	5.00	5.00				183	RWSS	RD Deptt	
108	2020-21		Pipe Water	Karkaguda	1	1 No	5.00	5.00				170	RWSS	RD Deptt	
109	2020-21		Pipe Water	Orapadar	1	1 No	5.00	5.00				375	RWSS	RD Deptt	
110	2020-21		Pipe Water	Sanyasiguda	1	1 No	5.00	5.00				20	RWSS	RD Deptt	
111	2020-21		Cristen	Barlubandha	1	1 No	1.00	1.00				118	RWSS	RD Deptt	
112	2020-21		Cistern	Chilipadar	1	1 No	1.00	1.00				146	RWSS	RD Deptt	
113	2020-21		Cistern	Naringijhola	1	1 No	1.00	1.00				198	RWSS	RD Deptt	
114	2020-21		Cistern	Jholaguda	1	1 No	1.00	1.00				513	RWSS	RD Deptt	
115	2020-21		Cistern	Tikarapada-	1	1 No	1.00	1.00				183	RWSS	RD Deptt	
116	2020-21		Cistern	Karkaguda	1	1 No	1.00	1.00				170	RWSS	RD Deptt	
117	2020-21		Cistern	Orapadar	1	1 No	1.00	1.00				375	RWSS	RD Deptt	

Sl. No.	Year	Sector	Sub-Sector	Annual Works Proposed (along with rates)	Name of Village/Hamlet whether the proposed works is to be undertaken	Quantity (where applicable eg. Housing roads etc.)		Unit	Rate per Unit	Financial Target (Rs. In Lakhs)	No. of PVTG Beneficiaries (Male and Female separately where feasible)			Implementing Agency (State Govt./UT Admn./NGO)	Funding Source
						Male	Female				Total				
I	II	III	IV	V	VI	VII	VIII	IX	X	XI	XII	XIII	XIV	XV	
118	2020-21			Cistern	Sanyasiguda	1	1 No	1.00	1.00			20	RWSS	RD Deptt	
119	2020-21			Tube well	barluybandha	1	1 No	1.25	1.25			118	RWSS	RD Deptt	
120	2020-21			Tube well	Chilipadar	1	1 No	1.25	1.25			146	RWSS	RD Deptt	
121	2020-21			Tube well	Sanyasiguda	1	1 No	1.25	1.25			20	RWSS	RD Deptt	
122	2020-21			Tube well	naringijhola	1	1 No	1.25	1.25			198	RWSS	RD Deptt	
123	2020-21			Tube well	Jholaguda	1	1 No	1.25	1.25			513	RWSS	RD Deptt	
124	2020-21			Tube well	Tikirapada-B	1	1 No	1.25	1.25			183	RWSS	RD Deptt	
125	2020-21			Tube well	Karkaguda	1	1 No	1.25	1.25			170	RWSS	RD Deptt	
126	2020-21			Tube well	Orapadar	1	1 No	1.25	1.25			375	RWSS	RD Deptt	
127	2020-21			Tank pond	Chilipadar	1	1 No	5.00	5.00			146	RWSS	RD Deptt	
128	2020-21			Tank pond	Orapadar	1	1 No	5.00	5.00			375	RWSS	RD Deptt	
129	2020-21			Tank pond	Sanyasiguda	1	1 No	5.00	5.00			20	RWSS	RD Deptt	
130	2020-21			Tank pond	Tikarapada-B	1	1 No	5.00	5.00			183	RWSS	RD Deptt	
131	2020-21			Tank pond	Jholaguda	1	1 No	5.00	5.00			513	RWSS	RD Deptt	
132	2020-21			River way	Barlubandha	1	1 No	1.00	1.00			118	RWSS	RD Deptt	
133	2020-21			River way	Naringijhola	1	1 No	1.00	1.00			198	RWSS	RD Deptt	
134	2020-21			River way	Chilipadar	1	1 No	1.00	1.00			146	RWSS	RD Deptt	
135	2020-21			River way	Sanyasiguda	1	1 No	1.00	1.00			20	RWSS	RD Deptt	
136	2020-21			River way	Orapadar	1	1 No	1.00	1.00			375	RWSS	RD Deptt	
137	2020-21			River way	Jholaguda	2	1 No	1.00	2.00			513	RWSS	RD Deptt	
138	2020-21			Sub Total						86.00					
139	2020-21			Drinking Water(CCD)						0.00					
140	2020-21	Infrastrat ure		Completion of Incomplete CC road	Barlubandha	4	100 mtr	5.00	20.00			118	RD Deptt	RD Deptt	
141	2020-21			Guardwall	Barlubandha	1.5	100 mtr	4.50	6.75			118	RD Deptt	RD Deptt	

Sl. No.	Year	Sector	Sub-Sector	Annual Works Proposed (along with rates)	Name of Village/Hamlet whether the proposed works is to be undertaken	Quantity (where applicable e.g. Housing roads etc.)	Unit	Rate per Unit	Financial Target (Rs. In Lakhs)	No. of PVTG Beneficiaries (Male and Female separately where feasible)			Implementing Agency (State Govt./UT Admn./NGO)	Funding Source
										Male	Female	Total		
I	II	III	IV	V	VI	VII	VIII	IX	X	XI	XII	XIII	XIV	XV
142	2020-21			Guardwall	Orapadar	1.5	1 No	4.50	6.75			118	DDA	CCD
143	2020-21			Water way	Karkaguda	1	1 No	2.00	2.00			118	DDA	CCD
144	2020-21			Culverts	Karkaguda	1	1 No	5.00	5.00			118	DDA	CCD
145	2020-21			Completion of Incomplete CC road	Karkaguda	2	100 mtr	5.00	10.00			170	DDA	CCD
146	2020-21			Metal Murum road	Karkaguda	1	1 No	8.00	8.00			170	DDA	CCD
147	2020-21			Metal Murum road	Orapadar	1	1 No	8.00	8.00			170	DDA	CCD
148	2020-21			Water way	Orapadar	1	1 No	2.00	2.00			170	DDA	CCD
149	2020-21			Culverts	Orapadar	1	1 No	5.00	5.00			170	DDA	CCD
150	2020-21			Guardwall	Tikarapada-B	3	100 mtr	4.50	13.50			170	DDA	CCD
151	2020-21			Completion of Incomplete CC road	Jholaguda	6	100 mtr	5.00	30.00			513	DDA	CCD
152	2020-21			Phutpath	Jholaguda	1	1 No	3.00	3.00			513	RD Deptt	RD Deptt
153	2020-21			Culverts	Jholaguda	1	1 No	5.00	5.00			513	RD Deptt	RD Deptt
154	2020-21			Bridge	Jholaguda	1	1 No	3.50	3.50			513	RD Deptt	RD Deptt
155	2020-21			Guardwallas	Jholaguda	1	100 mtr	4.50	4.50			513	RD Deptt	RD Deptt
156	2020-21			Metal Murum road	Naringijhola	4	100 mtr	8.00	32.00			513	RD Deptt	RD Deptt
157	2020-21			Footpath road	Naringijhola	1	1 No	2.00	2.00			513	RD Deptt	RD Deptt
158	2020-21			Completion of Incomplete CC road	Tikarapada-B	6	100 mtr	5.00	30.00			183	RD Deptt	RD Deptt
159	2020-21			Completion of Incomplete CC road	Sanyasiguda	2	100 mtr	5.00	10.00			201	RD Deptt	RD Deptt
160	2020-21			Metal Murum Road	Sanyasiguda	3	100 mtr	8.00	24.00			201	RD Deptt	RD Deptt
161	2020-21			Water way	Sanyasiguda	1	1 No	1.00	1.00			201	RD Deptt	RD Deptt
162	2020-21			Guardwall	Naringijhola	1	1 No	4.50	4.50			201	RD Deptt	RD Deptt
163	2020-21			Completion of Incomplete CC road	Chilipadar	2	100 mtr	5.00	10.00			146	RD Deptt	RD Deptt
164	2020-21			Completion of Incomplete CC road	Orapadar	3	100 mtr	5.00	15.00			375	RD Deptt	RD Deptt
165	2020-21			Culverts	Tikarapada-B	1	1 No	3.50	3.50			375	RD Deptt	RD Deptt
166	2020-21			Culverts	Sanyasiguda	1	1 No	3.50	3.50			375	RD Deptt	RD Deptt
167	2020-21			Platform in front of house	All DDA Villages	50	1 No	0.10	5.00			375	RD Deptt	RD Deptt
168	2020-21			Culverts	Chilipadar	1	1 No	5.00	5.00			375	RD Deptt	RD Deptt

Sl. No.	Year	Sector	Sub-Sector	Annual Works Proposed (along with rates)	Name of Village/Hamlet whether the proposed works is to be undertaken	Quantity (where applicable e.g. Housing roads etc.)	Unit	Rate per Unit	Financial Target (Rs. In Lakhs)	No. of PVTG Beneficiaries (Male and Female separately where feasible)			Implementing Agency (State Govt./UT Admn./NGO)	Funding Source
										Male	Female	Total		
I	II	III	IV	V	VI	VII	VIII	IX	X	XI	XII	XIII	XIV	XV
169	2020-21			Culverts	Barlubandha	1	1 No	3.50	3.50			375	RD Deptt	RD Deptt
170	2020-21			Metal Murum road	Barlubandha	2	100 mtr	8.00	16.00			375	RD Deptt	RD Deptt
171	2020-21			Guard walls	Sanyasiguda	0.95	1 No	4.50	4.28			375	RD Deptt	RD Deptt
172	2020-21			Bridge	Orapadar	1	1 No	7.50	7.50			375	RD Deptt	RD Deptt
173	2020-21			Bridge	Barlubandha	1	1 No	7.50	7.50			375	RD Deptt	RD Deptt
174	2020-21			Footpath road	Barlubandha	5	1 No	1.00	5.00			375	RD Deptt	RD Deptt
175	2020-21			Bridge	Sanyasiguda	1	1 No	7.50	7.50			375	RD Deptt	RD Deptt
176	2020-21			Footpath Road	Karkaguda	3	1 No	1.00	3.00			375	RD Deptt	RD Deptt
177	2020-21			Bridge	Karkaguda	1	1 No	20.00	20.00			375	RD Deptt	RD Deptt
178	2020-21			Guardwall	Karkaguda	0.95	1 No	4.50	4.28			375	RD Deptt	RD Deptt
179	2020-21			Metal Murum road	Tikarapada-B	2	100 mtr	8.00	16.00			375	RD Deptt	RD Deptt
180	2020-21			Footpath Road	Tikarapada-B	3	1 No	1.00	3.00			375	RD Deptt	RD Deptt
181	2020-21			Bridge	Tikarapada-B	1	1 No	10.00	10.00			375	RD Deptt	RD Deptt
182	2020-21			Completion of Incomplete CC road	Naringijhola	3	100 mtr	5.00	15.00			198	RD Deptt	RD Deptt
183	2020-21			Culverts	Naringijhola	1	1 No	5.00	5.00			198	RD Deptt	RD Deptt
184	2020-21			Bridge	Naringijhola	1	1 No	10.00	10.00			198	RD Deptt	RD Deptt
185	2020-21			Pitchu road	Chilipadar	2	1 No	8.00	16.00			198	RD Deptt	RD Deptt
186	2020-21			Bridge	Chilipadar	1	1 No	7.50	7.50			198	RD Deptt	RD Deptt
187	2020-21			Guard wall	Chilipadar	0.95	1 No	4.50	4.28			198	RD Deptt	RD Deptt
188	2020-21			Communication including Road/Bridge and CD Works	All DDA Villages	1	1 No	5.00	5.00			198	DDA	SCA to TSP
189	2020-21			Sub Total					448.83					
190	2020-21			Connectivity(CCD)					90.25					
191	2020-21		Housing	IAY house	karkaguda	7	1 No	1.00	7.00			7	PR Deptt	PR Deptt
192	2020-21			IAY house	Bamring	13	1 No	1.00	13.00			13	PR Deptt	PR Deptt
193	2020-21			IAY house	Disariguda	6	1 No	1.00	6.00			6	PR Deptt	PR Deptt
194	2020-21			IAY house	Orapadar	13	1 No	1.00	13.00			13	PR Deptt	PR Deptt
195	2020-21			Repair of community center	15 Nos	15	1 No	2.00	30.00			15	DDA	CCD
196	2020-21			Repair of AWC Center in PVTG Area	7	7	1 No	1.50	10.50			7	DDA	CCD
197	2020-21			Sub Total					79.50					

Sl. No.	Year	Sector	Sub-Sector	Annual Works Proposed (along with rates)	Name of Village/Hamlet whether the proposed works is to be undertaken	Quantity (where applicable e.g. Housing roads etc.)	Unit	Rate per Unit	Financial Target (Rs. In Lakhs)	No. of PVTG Beneficiaries (Male and Female separately where feasible)			Implementing Agency (State Govt./UT Admn./NGO)	Funding Source	
										Male	Female	Total			
I	II	III	IV	V	VI	VII	VIII	IX	X	XI	XII	XIII	XIV	XV	
				Housing(CCD)					40.50						
198	2020-21			Solar light (Street light)	Chilipadar	6	1 No	0.40	2.40			146	DDA	CCD	
199	2020-21			House light	Chilipadar	70	1 No	0.05	3.50			6	DDA	CCD	
200	2020-21			Solar light (Street light)	Naringijhola	6	1 No	0.40	2.40			198	DDA	CCD	
201	2020-21			House light	Naringijhola	70	1 No	0.05	3.50			10	DDA	CCD	
202	2020-21			Solar light (Street light)	Jholaguda	6	1 No	0.40	2.40			513	DDA	CCD	
203	2020-21			House light	Jholaguda	50	1 No	0.05	2.50			10	DDA	CCD	
204	2020-21			Solar light (Street light)	Tikarapada-B	6	1 No	0.40	2.40			183	DDA	CCD	
205	2020-21			House light	Tikarapada-B	60	1 No	0.05	3.00			10	DDA	CCD	
206	2020-21			Solar light (Street light)	Karkaguda	1	1 No	0.30	0.30			170	DDA	CCD	
207	2020-21		Electrification	Solar light (Street light)	Orapadar	6	1 No	0.3	1.80			375	DDA	CCD	
208	2020-21			Solar light (Street light)	Sanyasiguda	10	1 No	0.3	3.00			20	DDA	CCD	
209	2020-21			Solar light (Street light)	Barlubandha	3	1 No	1	3.00			118	DDA	CCD	
210	2020-21			House light	Barlubandha	41	1 No	0.05	2.05			41	DDA	CCD	
211	2020-21			Sub Total					32.25						
212	2020-21			Electrification(CCD)					32.25						
213	2020-21														
214	2020-21	Sustainable Livelihood	Irrigation	CC Drain	tabaru	4	1 No	5.00	20.00			236	DDA	CCD	
215	2020-21			CC Drain	Dabuguda	3.5	1 No	5.00	17.50			150	DDA	CCD	
216	2020-21			CC Drain	maribeda	2.5	1 No	2.00	5.00			95	DDA	CCD	
217	2020-21			Construction of diverse work with field channel at Jantri	55Mtrs	1	1 No	45.00	45.00			350	DDA	CCD	
218	2020-21			Repair of Irrigation channel at Oringi	Oringi	1	1 No	5.00	5.00			285	DDA	CCD	
219	2020-21			Construction of Drain at Oringi near Sewasram	oringi	3	1 No	5.00	15.00			350	DDA	CCD	
220	2020-21			Construction of field channel at Totaguda	Totaguda	1	1 No	5.00	5.00			220	DDA	CCD	
221	2020-21			Construction of pipe irrigation at Naringjola	Naringijhola	2	1 No	7.00	14.00			198	DDA	CCD	
222	2020-21			Construction of Drain at Taberu	Taberu	2	1 No	5.00	10.00			236	DDA	CCD	
223	2020-21			Sub Total					136.50						
224	2020-21			Irrigation(CCD)					136.50						

Sl. No.	Year	Sector	Sub-Sector	Annual Works Proposed (along with rates)	Name of Village/Hamlet whether the proposed works is to be undertaken	Quantity (where applicable e.g. Housing roads etc.)		Unit	Rate per Unit	Financial Target (Rs. In Lakhs)	No. of PVTG Beneficiaries (Male and Female separately where feasible)			Implementing Agency (State Govt./UT Admn./NGO)	Funding Source
						Male	Female				Total				
I	II	III	IV	V	VI	VII	VIII	IX	X	XI	XII	XIII	XIV	XV	
225	2020-21		Agriculture	Supply of Agricultural Equipments	Totaguda	7	1 No	0.10	0.70			7	DDA	CCD	
226	2020-21			Supply of Agricultural Equipments	Kodigandhi	2	1 No	0.10	0.20			2	DDA	CCD	
227	2020-21			Supply of Agricultural Equipments	Orapadar	10	1 No	0.10	1.00			12	DDA	CCD	
228	2020-21			Supply of Agricultural Equipments	Bamring	8	1 No	0.10	0.80			10	DDA	CCD	
229	2020-21			Pair of Bullock	Disariguda	12	1 No	0.30	3.60			14	DDA	CCD	
230	2020-21			Pair of Bullock	Kaning	10	1 No	0.30	3.00			23	DDA	CCD	
231	2020-21			Pair of Bullock	Orapadar	20	1 No	0.30	6.00			17	DDA	CCD	
232	2020-21			Pair of Bullock	Orapdar	13	1 No	0.30	3.90			12	DDA	CCD	
233	2020-21			Pair of Bullock	Totaguda	7	1 No	0.30	2.10			7	DDA	CCD	
234	2020-21			Pair of Bullock	Bamring	17	1 No	0.30	5.10			17	DDA	CCD	
235	2020-21			Agricultural Activities	All Villages of DDA	1	1 No	10.00	10.00			All Villager	DDA	SCA to TSP	
236	2020-21			Sub Total					36.40						
237	2020-21			Agriculture(CCD)					26.40						
238	2020-21		Horticulture	Mango plantation/Cashew plantation	All Villages of Didayi	20	1 No	0.20	4.00			20	DDA	CCD	
239	2020-21			Maintenance of 3rd year crop Mango,Cahew,and others	All Villages of Didayi	20	1 No	0.75	15.00			20	DDA	CCD	
240	2020-21			Wadi Programme for and supply of power sprayer	All Villages of Didayi	250	1 No	0.14	35.00			250	DDA	CCD	
241	2020-21			Supply of Fertiliser	All Villages of Didayi	250	1 No	0.15	37.50			250	DDA	CCD	
242	2020-21			Massive cultivation of ginger ,Turmaric,Yam,Mango,Banana farming	All Villages of Didayi	200	1 No	0.20	40.00			200	DDA	CCD	
243	2020-21			Farmers training and field visit of other state	All Villages of Didayi	120	1 No	0.20	24.00			120	DDA	CCD	
244	2020-21			Sub Total					155.50						
245	2020-21			Horticulture(CCD)					155.50						
246	2020-21		Animal Husbandry	Animal Health Camp	Whole DDA Area	7	1 No	0.10	0.70			People of 7 Villages	DDA	CCD	

Sl. No.	Year	Sector	Sub-Sector	Annual Works Proposed (along with rates)	Name of Village/Hamlet whether the proposed works is to be undertaken	Quantity (where applicable eg. Housing roads etc.)	Unit	Rate per Unit	Financial Target (Rs. In Lakhs)	No. of PVTG Beneficiaries (Male and Female separately where feasible)			Implementing Agency (State Govt./UT Admn./NGO)	Funding Source
										Male	Female	Total		
I	II	III	IV	V	VI	VII	VIII	IX	X	XI	XII	XIII	XIV	XV
247	2020-21			Poultry	Bamring	11	1 No	0.65	7.15			11	DDA	CCD
248	2020-21			Supply of Net & Boat	Orapadar	10	1 No	0.40	4.00			10	DDA	CCD
249	2020-21			Supply of Net & Boat	Kaning	10	1 No	0.40	4.00			10	DDA	CCD
250	2020-21			Supply of Net & Boat	Totaguda	7	1 No	0.40	2.80			7	DDA	CCD
251	2020-21			Goatery	Totaguda	9	1 No	0.02	0.18			9	DDA	CCD
252	2020-21			Goatery	Disariguda	9	1 No	0.02	0.18			9	DDA	CCD
253	2020-21			Supply of Net & Boat	Disariguda	6	1 No	0.40	2.40			6	DDA	CCD
254	2020-21			Supply of Net & Boat	Kodigandhi	5	1 No	0.40	2.00			5	DDA	CCD
255	2020-21			Poultry	Kodigandhi	1	1 No	10.00	10.00			1	DDA	SCA to TSP
256	2020-21			Sub Total					33.41					
257	2020-21			Animal Husbandry(CCD)					23.41					
258	2020-21		SHG Development	Micro Credit support to SHGs raw material assistance, marketing assistance	All Villages	20	1 No	0.30	6.00			300	DDA	CCD
259	2020-21			Credit linkges to SHGs/ Subsidy to SHGs	3 SHGs	4	1 No	1.25	5.00			35	DDA	CCD
260	2020-21			Training of SHGs on different aspects like value addition packaging, branding and marketing of products	15 SHGs	3	1 No	0.40	1.20			200	DDA	CCD
261	2020-21			Assistance to SHG for livelihood enhancement projects inclding micro enterprise promotion	6 SHGs	6	1 No	1.00	6.00			60	DDA	SCA to TSP
262	2020-21			Sub Total					18.20					
263	2020-21			SHG Development(CCD)					12.20					
264	2020-21		Land Development	Ghat Cutting	Disariguda	3	1 No	3.00	9.00			88	DDA	CCD
265	2020-21			Land Developoment	Orapadar	50	1 No	0.10	5.00			375	DDA	CCD
266	2020-21			Ghat cutting	Dabuguda	2.05	1 No	3.00	6.15			150	DDA	CCD

Sl. No.	Year	Sector	Sub-Sector	Annual Works Proposed (along with rates)	Name of Village/Hamlet whether the proposed works is to be undertaken	Quantity (where applicable e.g. Housing roads etc.)	Unit	Rate per Unit	Financial Target (Rs. In Lakhs)	No. of PVTG Beneficiaries (Male and Female separately where feasible)			Implementing Agency (State Govt./UT Admn./NGO)	Funding Source
										Male	Female	Total		
I	II	III	IV	V	VI	VII	VIII	IX	X	XI	XII	XIII	XIV	XV
267	2020-21			Ghat cutting	Arlingpada	2	1 No	3.00	6.00			56	DDA	CCD
268	2020-21			Ghat cutting	Tabaru	2	1 No	3.00	6.00			93	DDA	CCD
269	2020-21			Ghat cutting	Maribeda	2	1 No	3.00	6.00			95	DDA	CCD
270	2020-21			Sub Total					38.15					
271	2020-21			Land Development (CCD)					38.15					
272	2020-21		Market Link	Construction of New Market Pindi at Jantri	Jantri	2	1 No	4	8.00	43	45	88	DDA	CCD
273	2020-21			Construction of Rural Haat /Market Complex,Godown,Agricultural Market	DDA Area	1	1 No	5	5.00			All Villagers of DDA	DDA	SCA to TSP
274	2020-21			Production Center and Processing Unit	DDA Area	1	1 No	5	5.00			All Villagers of DDA	DDA	SCA to TSP
275	2020-21			Sub Total					18.00					
276	2020-21			Market link(CCD)					8.00					
277	2020-21		Social Security	Renewal of JBY	DDA Area	500	1 No	0.01	2.50			All Villagers of DDA	DDA	CCD
278	2020-21			Health Insurance	DDA Area	1000	1 No	0.01	10.00			All Villagers of DDA	DDA	CCD
279	2020-21			Natural calamity	DDA Area	1	1 No	6.00	6.00			All Villagers of DDA	DDA	CCD
280	2020-21			Sub Total					18.50					
281	2020-21			Social Security(CCD)					18.50					
282	2020-21		Capacity Building & Skill Training	Selection of youth for training under Mobile Repairing,Tailoring,Broom Making	Reputed ITI Training Center	100	1 No	0.16	16.00			All Villagers of DDA	DDA	CCD
283	2020-21			Selection of youth for training under Welding,skill Testing and screening	Reputed ITI Training Center	100	1 No	0.10	10.00			All Villagers of DDA	DDa	SCA to TSP
284	2020-21			Sub Total					26.00					

Sl. No.	Year	Sector	Sub-Sector	Annual Works Proposed (along with rates)	Name of Village/Hamlet whether the proposed works is to be undertaken	Quantity (where applicable e.g. Housing roads etc.)	Unit	Rate per Unit	Financial Target (Rs. In Lakhs)	No. of PVTG Beneficiaries (Male and Female separately where feasible)			Implementing Agency (State Govt./UT Admn./NGO)	Funding Source
										Male	Female	Total		
I	II	III	IV	V	VI	VII	VIII	IX	X	XI	XII	XIII	XIV	XV
285	2020-21				Capacity Building(CCD)				16.00					
286	2020-21	Conservation of Culture		Maintenance and Management of Museum	Kudumuluguma	1	1 No	6.00	6.00			All DDA Villagers	DDA	CCD
287	2020-21			Assistance for cultural activities	37 Villages	32	1 No	0.10	3.20			37 Village	DDA	CCD
288	2020-21			Conversion of MPSC as information Centre	37 Villages	32	1 No	0.10	3.20			37 Village	DDA	CCD
289	2020-21			Awareness Camp	37 Villages	32	1 No	0.10	3.20			37 Village	DDA	CCD
290	2020-21			Exchange visit to out of State	37 Villages	1	1 No	4.00	4.00			37 Village	DDA	CCD
291	2020-21			•Development of primers in local language	37 Villages	1	1 No	3.50	3.50			37 Village	DDA	CCD
292	2020-21			Construction of Cultural Mandap	Orapadar	1	1 No	2.70	2.70			250	DDA	CCD
293	2020-21			Construction of village entrance gates in ethnic style	2 villages	2	2 Nos	2.50	5.00			37 Village	DDA	CCD
294	2020-21			Organisation of Workshop	37 Villages	1	1 No	2.00	2.00			37 Village	DDA	CCD
295	2020-21			Provision of Village Cultural Mandap	2 villages	2	1 No	3.00	6.00			37 Village	DDA	CCD
296	2020-21			Sponsoring of cultural troupes for participation at District / State/ National programme	37 Villages	1	1 No	10.00	10.00			37 Village	DDA	CCD
297	2020-21			Exposure visit to other Micro Project area	37 Villages	1	1 No	2.00	2.00			37 Village	DDA	CCD
298	2020-21			Annual Tribal sports at Micro Project level to identify the sports person PTG	37 Villages	1	1 No	2.00	2.00			All 37 Villages	DDA	Sports & Youth Service
299	2020-21			Function (Project level)	All PVTG Villages	1	1 No	5.00	5.00			All PVTG Villages	DDA	CCD
300	2020-21			Development of Tourism Site	All PVTG Villages	1	1 No	5.00	5.00			All PVTG Villages	DDA	CCD
301	2020-21			Exhibition at State & district level	All PVTG Villages	1	1 No	2.00	2.00			All PVTG Villages	DDA	CCD
302	2020-21				Sub Total				64.80					
303	2020-21				Conservation of Culture(CCD)				62.80					
304	2020-21	Project Management		Monitoring & Evaluation expenses	Kudumuluguma	1	1 No	5.00	6.82			All 37 Villages	DDA	CCD
305	2020-21			Remuneration of MPWs	All Gyan Mandirs	7	1 No	0.60	4.20	7		7	DDA	OPELIP
306	2020-21			Remuneration of MPWs (D.A)	All Gyan Mandirs	7	1 No	0.12	0.84	7		7	DDA	CCD

Sl. No.	Year	Sector	Sub-Sector	Annual Works Proposed (along with rates)	Name of Village/Hamlet whether the proposed works is to be undertaken	Quantity (where applicable e.g. Housing roads etc.)	Unit	Rate per Unit	Financial Target (Rs. In Lakhs)	No. of PVTG Beneficiaries (Male and Female separately where feasible)			Implementing Agency (State Govt./UT Admn./NGO)	Funding Source
										Male	Female	Total		
I	II	III	IV	V	VI	VII	VIII	IX	X	XI	XII	XIII	XIV	XV
307	2020-21			DEOs	Kudumuluguma	1	1 No	0.072	0.86			All 37 Villages	DDA	OPELIP
308	2020-21			ASCO & JE	Kudumuluguma	1	1 No	0.135	1.62			All 37 Villages	DDA	OPELIP
309	2020-21			Retired Peon (Group- D)	Kudumuluguma	1	1 No	0.05	0.60			All 37 Villages	DDA	OPELIP
310	2020-21			Watchman (Group- D)	Kudumuluguma	1	1 No	0.05	0.60			All 37 Villages	DDA	OPELIP
311	2020-21			Transportation cost of Microproject (ASCO/JE & Micro Project Staff)	Kudumuluguma	1	1 No	0.05	0.60			All 37 Villages	DDA	OPELIP
312	2020-21			Mid Term Evaluation	Kudumuluguma	1	1 No	0.03	0.36			All 37 Villages	State Govt.	OPELIP
313	2020-21			Sub Total					16.50					
314	2020-21			Project Management (CCD)					7.66					
315	2020-21			Grand Total					1514.89					
316	2020-21			Grand Total (CCD)					856.88					

PVTG-wise Annual Development Plan for the Five Year Plan

(Based on Priorities indicated in Part-VI)

(A) Year-2016-17

(DIDAYI DEVELOPMENT AGENCY, KUDUMULUGUMMA, MALKANGIRI DISTRICT, ODISHA)

Year	Sector / Sub-Sector	Annual Works Proposed (along with rates)	Name of Village/Hamlet whether the proposed works is to be undertaken	Quantity (where applicable eg. Housing roads etc.)	Unit	Rate per Unit	Financial Target (Rs. In Lakhs)	No. of PVTG Beneficiaries (Male and Female separately where feasible)			
								Male	Female	Total	
1	2	3	4	5	6	7	8	9	10	11	
1	2017-18	Social Sector	Boys' Education Complex,								
2	2017-18	Education	Maintenance Allowance including mess charges	Muduliguda	250	1 No	0.08	20.00	250		250
3	2017-18		Provision of three pairs of dress in Boys' Edu. Complex	Muduliguda	250	1 No	0.009	2.25	250		250
4	2017-18		Cash stipend for availing tuition / coaching per primary students	Muduliguda	250	1 No	0.012	3.00	250		250
5	2017-18		Course Book, stationaries and other educational matters	Muduliguda	250	1 No	0.006	1.50	250		250
6	2017-18		Exam Fees	Muduliguda	250	1 No	0.0005	0.13	250		250
7	2017-18		Honorarium for full time teacher	Muduliguda	8	1 No	0.912	7.30			8
8	2017-18		Honorarium for Accountant	Muduliguda	1	1 No	0.84	0.84			1
9	2017-18		Honorarium for Cooks	Muduliguda	5	1 No	0.6936	3.47			5
10	2017-18		Honorarium for Watchmen	Muduliguda	2	1 No	0.6936	1.39			2
11	2017-18		Honorarium for Sweeper	Muduliguda	2	1 No	0.6936	1.39			2
12	2017-18		Honorarium for Peon	Muduliguda	1	1 No	0.6936	0.69			1
13	2017-18		Vocational/Skill development Training	Muduliguda	250	1 No	0.004	1.00			250
14	2017-18		Electricity and Water Charges	Muduliguda	1	1 No	1.2000	1.20			250
15	2017-18		Medical Care/ Contingency	Muduliguda	250	1 No	0.0075	1.88			250
16	2017-18		Health Care (Hospitalization, visit of Doctors,annual health check up etc)	Muduliguda	250	1 No	0.005	1.25			250
17	2017-18		Miscellaneous including Toiletries	Muduliguda	250	1 No	0.006	1.50			250
18	2017-18		PTA/ Sports Function/ Cultural function	Muduliguda	250	1 No	0.0015	0.38			250
19	2017-18		Tour/ Campus	Muduliguda	250	1 No	0.02	5.00			250
20	2017-18		Incentives to each Boy student to meet their day to day requirement	Muduliguda	250	1 No	0.012	3.00			250
21	2017-18	Education	Construction of Common room	Muduliguda	1	1 No	5.00	5.00	250		250
22	2017-18		Construction of Teachers Quarter	Muduliguda	2	1 No	12.50	25.00	250		250

Year	Sector / Sub-Sector	Annual Works Proposed (along with rates)	Name of Village/Hamlet whether the proposed works is to be undertaken	Quantity (where applicable eg. Housing roads etc.)	Unit	Rate per Unit	Financial Target (Rs. In Lakhs)	No. of PVTG Beneficiaries (Male and Female separately where feasible)		
								Male	Female	Total
23	2017-18	Construction of Class room	Muduliguda	2	1 No	10.00	20.00	250		250
24	2017-18	Construction of Hostel Building for Boys Educational Complex	Muduliguda	1	1 No	100.00	100.00	150		250
25	2017-18	Construction of Office building (Boys Education Complex,)	Muduliguda	1	1 No	10.00	10.00	250		250
26	2017-18	Instalation of Deep Borwell with over head tank in Boys	Muduliguda	1	1 No	10.00	10.00	250		250
27	2017-18	Cash stipend for availing tution / coaching per primary students	Muduliguda	250	1 No	0.012	3.00	200		250
28	2017-18	Supply of reading writing, games and sports materials Boys Educaton Complex	Muduliguda	250	1 No	0.006	1.50	200		250
29	2017-18		Sub Total				231.65			
30	2017-18		Boys' Education Complex (CCD)				66.65			
31	2017-18		Girls' Education Complex							
32	2017-18	Building repair & maintenance of Girls' Education Complex (DA)	Nandiniguda	1	1 No	1.64	1.64			250
33	2017-18	Building repair & maintenance of Girls' Education Complex	Nandiniguda	1	1 No	0.36	0.36			250
34	2017-18	Maintenance Allowance including mess charges (DA)	Nandiniguda	250	1 No	0.010	2.50			250
35	2017-18	Maintenance Allowance including mess charges	Nandiniguda	250	1 No	0.075	18.75			250
36	2017-18	Provision of three pairs of dress to about 250 students Girls Edu. Complex (DA)	Nandiniguda	250	3 No	0.003	0.75			250
37	2017-18	Provision of three pairs of dress to about 250 students Girls Edu. Complex	Nandiniguda	250	3 No	0.009	2.25			250
38	2017-18	Cash stipend for availing tution / coaching per primary students (DA)	Nandiniguda	150	1 No	0.010	1.50			150
39	2017-18	Cash stipend for availing tution / coaching per Upper primary students (DA)	Nandiniguda	100	1 No	0.020	2.00			100
40	2017-18	Supply of reading writing, games and sports materials Girls Educatonal Complex	Nandiniguda	250	1 No	0.006	1.50			250
41	2017-18	Education	Supply of reading writing, games and sports materials Girls Educatonal Complex (DA)	Nandiniguda	250	1 No	0.006	1.50		250
42	2017-18		Examination fees (DA)	Nandiniguda	250	1 No	0.0005	0.13		250
43	2017-18		Examination fees	Nandiniguda	250	1 No	0.0005	0.13		250

Year	Sector / Sub-Sector	Annual Works Proposed (along with rates)	Name of Village/Hamlet whether the proposed works is to be undertaken	Quantity (where applicable eg. Housing roads etc.)	Unit	Rate per Unit	Financial Target (Rs. In Lakhs)	No. of PVTG Beneficiaries (Male and Female separately where feasible)			
								Male	Female	Total	
44	2017-18		Honorarium for full time teacher (DA)	Nandiniguda	11	1 No	0.312	3.43			1
45	2017-18		Honorarium for full time teacher	Nandiniguda	11	1 No	0.60	6.60			11
46	2017-18		Honorarium for Accountant (DA)	Nandiniguda	1	1 No	0.42	0.42			1
47	2017-18		Honorarium for Accountant	Nandiniguda	1	1 No	0.42	0.42			1
48	2017-18		Honorarium for Watchmen (DA)	Nandiniguda	1	1 No	0.5376	0.54			1
49	2017-18		Honorarium for Watchmen	Nandiniguda	1	1 No	0.156	0.16			1
50	2017-18		Honorarium for Sweeper(DA)	Nandiniguda	2	1 No	0.5376	1.08			2
51	2017-18		Honorarium for Sweeper	Nandiniguda	2	1 No	0.156	0.31			2
52	2017-18		Honorarium for Peon (DA)	Nandiniguda	2	1 No	0.5136	1.03			2
53	2017-18		Honorarium for Peon	Nandiniguda	2	1 No	0.18	0.36			2
54	2017-18		Honorarium for Cooks (DA)	Nandiniguda	5	1 No	0.5136	2.57			5
55	2017-18		Honorarium for Cooks	Nandiniguda	5	1 No	0.180	0.90			5
56	2017-18		Vocational / Skill Development Training	Nandiniguda	250	1 No	0.004	1.00			250
57	2017-18		Electricity and Water chrges	Nandiniguda	1	1 No	0.60	0.60			250
58	2017-18		Electricity and Water chrges(DA)	Nandiniguda	1	1 No	1.20	1.20			250
59	2017-18		Medical Care/ Contingency(DA)	Nandiniguda	1	1 No	0.90	0.90			250
60	2017-18		Medical Care/ Contingency	Nandiniguda	1	1 No	1.875	1.88			250
61	2017-18	Education	Health care (Hospitalization, visit of doctors, annual health check up etc)(DA)	Nandiniguda	1	1 No	0.60	0.60			250
62	2017-18		Health care (Hospitalization, visit of doctors, annual health check up etc)	Nandiniguda	1	1 No	1.25	1.25			250
63	2017-18		Miscellaneous including toiletries etc (DA)	Nandiniguda	150	1 No	0.002	0.30			150
64	2017-18		Miscellaneous including toiletries etc	Nandiniguda	100	1 No	0.0026	0.26			100
65	2017-18		PTA/ Sports Function/ Cultural function	Nandiniguda	250	1 No	0.0015	0.38			250
66	2017-18		Tour / Campus (DA)	Nandiniguda	250	1 No	0.02	5.00			250
67	2017-18		Incentives to each girl student to meet their day to day requirement	Nandiniguda	250	1 No	0.012	3.00			250
68	2017-18		Provision of Health & Education	Nandiniguda	1	1 No	1.850	1.85			250
69	2017-18		Sanitation Facility and incineration (Girls Education Comolex having 250 students)	Nandiniguda	250	1 No	0.010	2.50			250
70	2017-18		Provision for Annual Sports(DA)	2 High schools(Boy & Girl), 1 Education Complex (Girls)	1	1 No	0.26	0.26	367		914
71	2017-18						Sub Total	71.78			

Year	Sector / Sub-Sector	Annual Works Proposed (along with rates)	Name of Village/Hamlet whether the proposed works is to be undertaken	Quantity (where applicable eg. Housing roads etc.)	Unit	Rate per Unit	Financial Target (Rs. In Lakhs)	No. of PVTG Beneficiaries (Male and Female separately where feasible)			
								Male	Female	Total	
72	2017-18		Girls' Education Complex(CCD)					27.60			
73	2017-18	Education	Gyana Mandir								
74	2017-18		Construction of Gyan Mandir	Maribeda	1	1 No	7.50	7.50		50	
75	2017-18		Construction of Gyan Mandir	Angurguda	1	1 No	7.50	7.50		50	
76	2017-18		Construction of Gyan Mandir	Jholaguda	1	1No	7.50	7.50		50	
77	2017-18		Construction of Gyan Mandir	Gongapoda	1	1 No	7.50	7.50		50	
78	2017-18		Course Book, stationaries and other educational matters	All Gyan Mandirs	3	1 No	0.34	1.02		150	
79	2017-18		Sub Total					31.02			
80	2017-18		Gyan Mandir (CCD)					8.52			
81	2017-18		Education Sub Total					334.45			
82	2017-18		Education(CCD)					102.76			
83	2017-18	Health & Nutrition	Supply of medicines diet and reimbrusment of medicines(including) Auyurvedic consultancy	All Villages	37	1 No	0.250	9.25		All Villagers	
84	2017-18		Development of habitat clearing of village sourrounding, drainage system, compost pit, improvement of street/ footpath (Bush cutting)	18 Villages	18	1 No	0.500	9.00		All Villagers	
85	2017-18		Maintanance of Ambulance	Nilapari	1	1 No	2.000	2.00		All Villagers	
86	2017-18		Remuneration of Ambulance Driver	All Villages	1	1 No	2.000	2.00		All Villagers	
87	2017-18		Organisation of Special T.B identification camp / eye camp.	All villages	1	1 No	1.000	1.00		Whole DDA Area	
88	2017-18		Organisation of Health camp	All Villages	37	1 No	0.200	7.40		All Villagers	
89	2017-18		Transportation of serious wounded ill suffered patients for treatment	All Villages	1	1 No	4.000	4.00		All Villagers	
90	2017-18		DDT spray to all households	All households		1 No		0.00		1819	

Year	Sector / Sub-Sector	Annual Works Proposed (along with rates)	Name of Village/Hamlet whether the proposed works is to be undertaken	Quantity (where applicable eg. Housing roads etc.)	Unit	Rate per Unit	Financial Target (Rs. In Lakhs)	No. of PVTG Beneficiaries (Male and Female separately where feasible)			
								Male	Female	Total	
91	2017-18		First-Aid training to traditinal Medicines man, lady Labour Attendant (LLA) to educated Bonda youth and MPW and supply of kits and boxes with first-aid medicines including girls and audults)	All villages	1	1 No	4.000	4.00			100
92	2017-18		Yearly Sickle Cell Screening of all children (0-14Years)	37 Villages	400	1 No	0.001	0.40			37 Villages
93	2017-18		Maping of Health, Nutrition & Social infrastructure in Micro Project Areas	37 Villages			LS	1.25			37 Villages
94	2017-18		State Level Refresher of Key Micro Project Officials on community mobilization and immunization(2 days)	37 Villages	6	6	0.03	0.18			37 Villages
95	2017-18	Health & Nutrition	Project Level Refresher of Key Micro Project Officials oncommunity mobilization and immunization(2days)	37 Villages	20	20	0.007	0.14			37 Villages
96	2017-18		Monthly Review of Micro Projects by the Collector	37 Villages	12	12	0.005	0.06			37 Villages
97	2017-18		Reprinting of Sickle Cell School Health Card	37 Villages	500	500	0.0005	0.25			37 Villages
98	2017-18		Half yearly third party monitoring of Programme Indicators , Sharing of findings and action plan finalisation	37 Villages	LS	LS		0.50			37 Villages
99	2017-18		Health & Nutrition SITAN (Identification of endemic Diseases and Nutrition issues) of Microprojects	37 Villages	LS	LS		4.00			37 Villages
100	2017-18			Sub Total				45.43			
101	2017-18			Health (CCD)				39.05			
102	2017-18	Drinking water & Sanitation	Tank pond	Maribeda	1	1 No	1.00	1.00			95
103	2017-18		Tank pond	Tabaru	1	1 No	1.00	1.00			236
104	2017-18		Tank pond	Dhakodpadar	1	1 No	1.00	1.00			240
105	2017-18		Tank pond	Jantri	1	1 No	1.00	1.00			88

Year	Sector / Sub-Sector	Annual Works Proposed (along with rates)	Name of Village/Hamlet whether the proposed works is to be undertaken	Quantity (where applicable eg. Housing roads etc.)	Unit	Rate per Unit	Financial Target (Rs. In Lakhs)	No. of PVTG Beneficiaries (Male and Female separately where feasible)			
								Male	Female	Total	
106	2017-18		Tank pond	Angurguda	1	1 No	1.00	1.00			80
107	2017-18		Tank pond	Arlingpada	1	1 No	1.00	1.00			56
108	2017-18		Tank pond	Badankaguda	1	1 No	1.00	1.00			313
109	2017-18		Tank pond	Maribeda	1	1 No	1.00	1.00			95
110	2017-18		Pipe water	Kantamanjuri	1	1 No	10.00	10.00			102
111	2017-18		Pipe water	Badankiaguda	1	1 No	10.00	10.00			313
112	2017-18		Cistern	Maribeda	1	1 No	1.00	1.00			95
113	2017-18		Cistern	Tabaru	1	1 No	1.00	1.00			236
114	2017-18		Cistern	Dhakodpadar	1	1 No	1.00	1.00			240
115	2017-18		Cistern	Jantri	1	1 No	1.00	1.00			88
116	2017-18		Cistern	Angurguda	1	1 No	1.00	1.00			80
117	2017-18		Cistern	Arlingpada	1	1 No	1.00	1.00			56
118	2017-18		Tube well	Maribeda	1	1 No	1.25	1.25			95
119	2017-18		Tube well	Tabaru	1	1 No	1.25	1.25			236
120	2017-18		Tube well	Dhakodpadar	1	1 No	1.25	1.25			240
121	2017-18		Tube well	Jantri	1	1 No	1.25	1.25			88
122	2017-18		Tube well	Angurguda	1	1 No	1.25	1.25			80
123	2017-18		Tube well	Arlingpada	1	1 No	1.25	1.25			56
124	2017-18		Tube well	Kantamanjuri	1	1 No	1.25	1.25			102
125	2017-18		Construction of Well	Badankiaguda	1	1 No	1.00	1.00			313
126	2017-18			Sub Total				43.75			
127	2017-18			Drinking water(CCD)				0.00			
128	2017-18	Infrastructure	Connectivity	Culverts	Maribeda	1	1 No	5.00	5.00		95
129	2017-18			Completion of Incomplete CC road	Maribeda	1	1 No	5.00	5.00		95
130	2017-18			Big size culvert with guardwall in between Muduliguda and Machaguda	Maribeda	2	1 No	10.00	20.00		95
131	2017-18			Culverts	Maribeda	2	1 No	5.00	10.00		95
132	2017-18			Bridge	Maribeda	1	1 No	20.00	20.00		95
133	2017-18			Completion of Incomplete CC road	Badankiguda	2	100 mtrs	5.00	10.00		313
134	2017-18			Metal Murum road	Badankiguda	1.6	100 mtrs	5.00	8.00		313
135	2017-18			Culverts	Badankiguda	2	1 No	5.00	10.00		313
136	2017-18			Bridge	Badankiguda	1	1 No	20.00	20.00		313
137	2017-18			Completion of Incomplete CC road	Kantamanjuri	2	100 mtrs	5.00	10.00		102
138	2017-18			Metal Mudum road	Kantamanjuri	1.6	1 No	5.00	8.00		102
139	2017-18			Culverts	Kantamanjuri	2	1 No	5.00	10.00		102

Year	Sector / Sub-Sector	Annual Works Proposed (along with rates)	Name of Village/Hamlet whether the proposed works is to be undertaken	Quantity (where applicable eg. Housing roads etc.)	Unit	Rate per Unit	Financial Target (Rs. In Lakhs)	No. of PVTG Beneficiaries (Male and Female separately where feasible)		
								Male	Female	Total
140	2017-18	Bridge	Kantamanjuri	1	1 No	20.00	20.00			102
141	2017-18	Completion of Incomplete CC road	Arlingpada	2	100 mtrs	5.00	10.00			56
142	2017-18	Metal Murum road	Arlingpada	0.5	1 No	8.00	4.00			56
143	2017-18	Culverts	Arlingpada	1	1 No	5.00	5.00			56
144	2017-18	Completion of Incomplete CC road	Angurguda	2	100 mtrs	5.00	10.00			80
145	2017-18	Metal Murum road	Angurguda	0.5	1 No	8.00	4.00			80
146	2017-18	Bridge	Angurguda	1	1 No	20.00	20.00			80
147	2017-18	Guardwall	Angurguda	2	100 mtrs	0.45	0.90			80
148	2017-18	Completion of Incomplete CC road	Jantri	4	100 mtrs	4.50	18.00			88
149	2017-18	Metal Murum road	Jantri	2	300 mtrs	4.00	8.00			88
150	2017-18	Culverts	Jantri	2	1 No	5.00	10.00			88
151	2017-18	Bridge	Jantri	1	1 No	7.50	7.50			88
152	2017-18	Guardwall	Jantri	2	1 No	4.85	9.70			88
153	2017-18	Completion of Incomplete CC road	Dhakodpadar	1	1 No	4.50	4.50			240
154	2017-18	Culverts	Dhakodpadar	2	1 No	5.00	10.00			240
155	2017-18	Phutpath	Dhakodpadar	10	100 mtrs	0.35	3.50			240
156	2017-18	Bridge	Dhakodpadar	1	1 No	7.50	7.50			240
157	2017-18	Guardwall	Dhakodpadar	1	100 mtrs	4.85	4.85			240
158	2017-18	Completion of Incomplete CC road	Tabaru	2	100 mtrs	4.50	9.00			236
159	2017-18	Footpath	Tabaru	20	100 mtrs	0.35	7.00			236
160	2017-18	Metal Murum road	Tabaru	1	1 No	4.00	4.00			236
161	2017-18	Culverts	Tabaru	2	1 No	5.00	10.00			236
162	2017-18	Bridge	Tabaru	1	1 No	7.50	7.50			236
163	2017-18	Guardwall	Tabaru	1	100 mtrs	4.85	4.85			236
164	2017-18	Plat form in front of house	Tabaru	50	1 No	0.10	5.00			236
165	2017-18						340.80			
166	2017-18						66.00			
167	2017-18	Housing	IAY house	Khajuriguda	12	1 No	1.04	12.48		12
168	2017-18		IAY house	Bayapada	11	1 No	1.04	11.44		11
169	2017-18		IAY house	Suripada	7	1 No	1.04	7.28		7
170	2017-18		IAY house	Gangapada	17	1 No	1.04	17.68		17
171	2017-18		IAY house	Damdarbeda	29	1 No	1.04	30.16		30
172	2017-18		IAY house	Bataguda	13	1 No	1.04	13.52		13
173	2017-18		IAY house	Badankiguda	36	1 No	1.04	37.44		36
174	2017-18		IAY house	Tikarapada-A	14	1 No	1.04	14.56		14
175	2017-18		IAY house	Ghisingbeda	39	1 No	1.04	40.56		39

Year	Sector / Sub-Sector	Annual Works Proposed (along with rates)	Name of Village/Hamlet whether the proposed works is to be undertaken	Quantity (where applicable eg. Housing roads etc.)	Unit	Rate per Unit	Financial Target (Rs. In Lakhs)	No. of PVTG Beneficiaries (Male and Female separately where feasible)				
								Male	Female	Total		
176	2017-18			Sub Total				185.12				
177	2017-18			Housing (CCD)				30.16				
178	2017-18		Electrification	Solarlight (Street light)	Tabaru	4	1 No	0.30	1.20			236
179	2017-18			House light	Tabaru	15	1 No	0.5	7.50			10
180	2017-18			Solarlight (Street light)	Dhakodpadar	4	1 No	0.20	0.80			240
181	2017-18			House light	Dhakodpadar	20	1 No	0.05	1.00			10
182	2017-18			Solarlight (Street light)	Jantri	4	1 No	0.20	0.80			88
183	2017-18			House light	Jantri	17	1 No	0.05	0.85			5
184	2017-18			Solarlight (Street light)	Angurguda	3	1 No	0.30	0.90			80
185	2017-18			House light	Angurguda	10	1 No	0.05	0.50			5
186	2017-18			Solarlight (Street light)	Arlingpada	3	1 No	0.30	0.90			56
187	2017-18			House light	Arlingpada	17	1 No	0.05	0.85			5
188	2017-18			Solarlight (Street light)	Kantamanjuri	4	1 No	0.3	1.20			102
189	2017-18			House light	Kantamanjuri	10	1 No	0.05	0.50			10
190	2017-18			Solarlight (Street light)	Badankaguda	4	1 No	0.3	1.20			313
191	2017-18			House light	Badankaguda	75	1 No	0.05	3.75			75
192	2017-18			Solarlight (Street light)	Maribeda	3	1 No	0.3	0.90			95
193	2017-18			House light	Maribeda	20	1 No	0.05	1.00			10
194	2017-18			Sub Total				23.85				
195	2017-18			Electrification (CCD)				23.85				
196	2017-18	Sustainable Livelihood Project	Irrigation	Construction of Drain	Damdarbeda	1	100 mtrs	5.00	5.00			615
197	2017-18			Construction of Drain	Suripada	1	100 mtrs	5.00	5.00			134
198	2017-18			Construction of Drain	Gangapada	1	100 mtrs	5.00	5.00			513
199	2017-18			Construction of Drain	Bataguda	1	100 mtrs	5.00	5.00			146
200	2017-18			Field Canal	Chilipdar	1.5	100 mtrs	5.00	7.50			157
201	2017-18			Construction of cheak dam at Karkaguda	Karkaguda	1.74	100 mtrs	5.00	8.70			120
202	2017-18			Construction of Diversion were near Tikrapada -A	Tikrapada-A	1	100 mtrs	5.00	5.00			48
203	2017-18			Field chanal at Tabaru	Tabaru	1	100 mtrs	5.00	5.00			215
204	2017-18			Field Canal	Naringijhola	1	100 mtrs	5.00	5.00			214
205	2017-18			Construction of Drain	Amlibeda	1	100 mtrs	5.00	5.00			148
206	2017-18			Cheakdam at Gardenpadar	Gardenpadar	1	100 mtrs	5.00	5.00			215

Year	Sector / Sub-Sector	Annual Works Proposed (along with rates)	Name of Village/Hamlet whether the proposed works is to be undertaken	Quantity (where applicable eg. Housing roads etc.)	Unit	Rate per Unit	Financial Target (Rs. In Lakhs)	No. of PVTG Beneficiaries (Male and Female separately where feasible)			
								Male	Female	Total	
207	2017-18		Cheakdam at Naringijhola	Naringgijhola	1	100 mtrs	5.00	5.00			251
208	2017-18		Cheakdam at Amlibeda	Amlibeda	1	100 mtrs	5.00	5.00			482
209	2017-18		Cheakdam at Angurguda	Angurguda	1	100 mtrs	5.00	5.00			215
210	2017-18		Cheakdam at Chilipadar	Chilipadar	1	100 mtrs	4.50	4.50			158
211	2017-18	Irrigation	Construction of Drain	Ghisinghbeda	2	100 mtrs	2.50	5.00			307
212	2017-18		Construction of Drain	Angurguyda	2	100 mtrs	2.50	5.00			80
213	2017-18		Construction of Drain	Khajuriguda	2	100 mtrs	2.50	5.00			194
214	2017-18		Construction of Drain	Orapadar	2	100 mtrs	2.50	5.00			375
215	2017-18		Sub Total					100.70			
216	2017-18		Irrigation(CCD)					100.7			
217	2017-18	Agriculture	Supply of Agriculture Equipments	Ghisinghbeda	15	1 No	0.20	3.00			15
218	2017-18		Supply of Agriculture Equipments	Tikarapada-A	19	1 No	0.20	3.80			19
219	2017-18		Supply of Agriculture Equipments	badankiaguda	10	1 No	0.20	2.00			10
220	2017-18		Supply of Agriculture Equipments	Suripada	12	1 No	0.20	2.40			12
221	2017-18		Supply of materials like maize,niger,groun note ,mustard,ragi	All DDA Villages	60	1 No	0.33	19.80			60
222	2017-18		Agriculture Activities	10 Villages	10	1 No	0.500	5.00		100	100
223	2017-18		Sub Total					36.00			
224	2017-18		Agriculture(CCD)					19.80			
225	2017-18	Horticulture	Mango ,cashew ,Jafra ,Banana plantation	All DDA Villages	20	1Ac	4.25	85.00			All villagers
226	2017-18		Wadi Cultivation	All DDA Villages	12	1Ac	1.00	12.00			All villagers
227	2017-18		Cultivation of Ginger and Termuric	All DDA Villages	50	1Ac	0.40	20.00			All villagers
228	2017-18		Vegetable Cultivation (Vegetable mini kits)	All DDA Villages	500	1 No	0.01	5.00			1000
229	2017-18		Sub Total					122.00			
230	2017-18		Horticulture(CCD)					117.00			
231	2017-18	Animal Husbandry	Pair of Bullock	Tikarapada-A	7	1 No	0.30	2.10			7
232	2017-18		Pair of Bullock	Badankiaguda	9	1 No	0.30	2.70			9
233	2017-18		Pair of Bullock	Damdarbeda	23	1 No	0.30	6.90			38
234	2017-18		Animal Health Camp	Didayi village	6	1 No	0.10	0.60			600
235	2017-18		Cattle shad for plough	Didayi Village	15	1 No	0.10	1.50			15
236	2017-18		Supply of Net & Boat	Khajuriguda	10	1 No	0.40	4.00			8
237	2017-18		Poultry,Goatery	Didayi Village	1	1 No	10.00	10.00			1

Year	Sector / Sub-Sector	Annual Works Proposed (along with rates)	Name of Village/Hamlet whether the proposed works is to be undertaken	Quantity (where applicable eg. Housing roads etc.)	Unit	Rate per Unit	Financial Target (Rs. In Lakhs)	No. of PVTG Beneficiaries (Male and Female separately where feasible)			
								Male	Female	Total	
238	2017-18		Pair of Bullock	Gisinghbeda	5	1 No	0.30	1.50			5
239	2017-18		Goatery	Khajuriguda	10	1 No	0.02	0.20			10
240	2017-18		Goatery	Bayapada	16	1 No	0.02	0.32			16
241	2017-18		Goatery	Nilapari	5	1 No	0.02	0.10			5
242	2017-18		Goatery	Bamring	5	1 No	0.02	0.10			5
243	2017-18		Goatery	Kaning	5	1 No	0.02	0.10			5
244	2017-18		Goatery	Karkaguda	5	1 No	0.02	0.10			5
245	2017-18		Pair of Bullock	Gangapada	19	1 No	0.30	5.70			19
246	2017-18		Pair of Bullock	Suripada	18	1 No	0.30	5.40			18
247	2017-18		Pair of Bullock	Bayapada	14	1 No	0.30	4.20			14
248	2017-18		Pair of Bullock	Khajuriguda	15	1 No	0.30	4.50			15
249	2017-18		Animal Health Camp	8 villages	8	1 No	0.10	0.80			8
250	2017-18		Poultry	Bayapada	5	1 No	0.65	3.25			5
251	2017-18		Goatery	Gangapada	1	1 No	0.02	0.02			1
252	2017-18		Goatery	Badankaguda	12	1 No	0.02	0.24			12
253	2017-18		Goatery	Tikarapada-a	21	1 No	0.02	0.42			21
254	2017-18		Goatery	Ghisinghbeda	6	1 No	0.02	0.12			6
255	2017-18		Animal Husbandry	All Villages	45	1 No	0.20	9.00			All SHGs

Year	Sector / Sub-Sector	Annual Works Proposed (along with rates)	Name of Village/Hamlet whether the proposed works is to be undertaken	Quantity (where applicable eg. Housing roads etc.)	Unit	Rate per Unit	Financial Target (Rs. In Lakhs)	No. of PVTG Beneficiaries (Male and Female separately where feasible)				
								Male	Female	Total		
256	2017-18			Sub Total				63.87				
257	2017-18			Animal Husbandry(CCD)				17.80				
258	2017-18		SHG Development	Provision of Micro Credit support	4 SHGs	4	1 No	1.25	5.00			50
259	2017-18			Income Generation through Micro Project	4 SHGs	4	1 No	1.00	4.00			48
260	2017-18			Assistance to SHGs for livelihood enhancement projects including micro enterprice promotion	4 SHGs	4	1 No	0.25	1.00			40
261	2017-18			Sub Total				10.00				
262	2017-18			SHG Development(CCD)				9.00				
263	2017-18		Land Development	Ghat Cutting	Chilipadar	5	100 mtrs	1.00	5.00			146
264	2017-18			Ghat Cutting	Oringi	4	100 mtrs	1.00	4.00			701
265	2017-18			Ghat Cutting	Barlubandha	8	100 mtrs	1.00	8.00			118
266	2017-18			Ghat Cutting	Karkaguda	0.5	100 mtrs	1.00	0.50			170
267	2017-18			Ghat Cutting	bamring	7	100 mtrs	1.00	7.00			131
268	2017-18			Ghat Cutting	Damdarbeda	14	100 mtrs	1.00	14.00			615
269	2017-18			Ghat Cutting	Bayapada	1	100 mtrs	1.00	1.00			192
270	2017-18			Ghat Cutting	Suriopada	2	100 mtrs	1.00	2.00			134

Year	Sector / Sub-Sector	Annual Works Proposed (along with rates)	Name of Village/Hamlet whether the proposed works is to be undertaken	Quantity (where applicable eg. Housing roads etc.)	Unit	Rate per Unit	Financial Target (Rs. In Lakhs)	No. of PVTG Beneficiaries (Male and Female separately where feasible)			
								Male	Female	Total	
271		Dry stone packing ,stone bunding,reclamation and land development	Balubandha,Nilapar i,Oringi,Muduliguda, Kaning,Purunagumma,Chilipadar,Tikirapada-A	64	1 Ac	0.45	28.80			256	
272				Sub Total			70.30				
273				Land Development (CCD)			28.80				
274		Market linkage	Repair of Market Pindi	All 37 villages	1	1	2.5	2.50			
275			Market complex for Didayi persons	All 37 villages	1	1	4.5	4.50			
276				Sub Total			7.00				
277				Post Harvest (CCD)			7.00				
278		Social Security	Natural calamity	All 37 villages				11.28			
279			Jayashree Bima Yojana	All 37 villages	100	1 No	0.005	0.50		100	
280			RSVY scheme	All 37 villages	1870	1 No	0.001	1.87		1870	
281				Sub Total			13.65				
282				CCD Total			13.65				
283		Capacity Building & Skill	Awareness programme	All 37 villages	4	1 No	0.50	2.00		4	
284		Training	Farmers' exposure visit	All 37 villages	100	1 No	0.05	5.00		100	
285			Para Veterinary Training to Didayee youth (For Anthrax Vaccination)	All 37 villages	10	1 No	0.30	3.00		10	
286			Selection of youth for training under Mobile,Tailoring,Broom Making	Reputed ITI training center	1	1 No	11.20	11.20		All 37 Villages	
287			Selection of youth for training under Masonry, Driving and Computer Operation	Reputed ITI training center	1	1 No	3.00	3.00		All 37 Villages	
288				Sub Total			24.20				
289				Capacity Building (CCD)			13.20				
290		Conservation of culture	Maintenance and management of the Museum	All Villages	1	1 No	5.26	5.26	3663	3987	All 37 Villages
291			Construction of cultural Mandap	All Villages	4	1 No	1.04	4.16	3663	3987	All 37 Villages
292			Conversion of MPSC as information Centre	All Villages	10	1 No	1.00	10.00			All 37 Villages
293			Organisation of work shop	All Villages	5	1 No	0.20	1.00			All 37 Villages

Year	Sector / Sub-Sector	Annual Works Proposed (along with rates)	Name of Village/Hamlet whether the proposed works is to be undertaken	Quantity (where applicable eg. Housing roads etc.)	Unit	Rate per Unit	Financial Target (Rs. In Lakhs)	No. of PVTG Beneficiaries (Male and Female separately where feasible)			
								Male	Female	Total	
294	2017-18		Assistance for cultural Activities	All Villages	32	1 No	0.05	1.60			All 37 Villages
295	2017-18		Research and Development of primers in local language	All Villages	1	1 No	1.80	1.80			All 37 Villages
296	2017-18		Construction of village entrance gates in ethnic style,	All Villages	2	1 No	2.00	4.00			All 37 Villages
297	2017-18		Sponsoring of cultural Troups	All Villages	1	1 No	10.00	10.00			All 37 Villages
298	2017-18		Exposure visit to other Micro Project area	All Villages	1	1 no	2.00	2.00			All 37 Villages
299	2017-18		Annual Tribal sports at Micro Project level to identify the sports person PTG	All Villages	1	1 no	2.00	2.00			All 37 Villages
300	2017-18			Sub Total				41.82			
301	2017-18			Conservation of culture(CCD)				39.82			
302	2017-18										
303	2017-18	Project Management	Monitoring & Evaluation expenses	Kudumulugumma	1	1 No	3.43	3.43			All 37 Villages
304	2017-18		Remuneration of MPEWs	All Gyan Mandirs	7	1 No	0.600	4.20			7
305	2017-18		Remuneration of MPEWs (D.A)	All Gyan Mandirs	7	1 No	0.120	0.84			7
306	2017-18		DEOs	Kudumulugumma	2	1 No	1.32	2.64			All 37 Villages
307	2017-18		ASCO & JE	Kudumulugumma	2	1 No	1.8	3.60			All 37 Villages
308	2017-18		Retired Peon (Group- D)	Kudumulugumma	1	1 No	0.848	0.85			All 37 Villages
309	2017-18		Watchman (Group- D)	Kudumulugumma	2	1 No	1.096	2.19			All 37 Villages
310	2017-18		Transportation cost of Microproject (ASCO/JE & Micro Project Staff)	Kudumulugumma	1	1 No	3.8	3.80			All 37 Villages
311	2017-18			Sub Total				21.55			
312	2017-18			Project Management (CCD)				4.27			
313	2017-18			Grand Total				1484.49			
314	2017-18			Grand Total (CCD)				632.86			

Implementing Agency (State Govt./ UT Admn./ NGO)	Funding Source
12	13
DDA	CCD
DDA	CCD
DDA	CCD
DDA	CCD
DDA	CCD
DDA	CCD
DDA	CCD
DDA	CCD
DDA	CCD
DDA	CCD
DDA	CCD
DDA	CCD
DDA	CCD
DDA	CCD
DDA	CCD
DDA	CCD
DDA	CCD
DDA	CCD
DDA	CCD
DDA	CCD
DDA	CCD
DDA	Article 275 (1)

Implementing Agency (State Govt./ UT Admn./ NGO)	Funding Source
PA, ITDA	ITDA
PA, ITDA	ITDA
PA, ITDA	ITDA
PA, ITDA	ITDA
DDA	CCD
DDA	CCD
DDA	CCD
DDA	MOTA
DDA	CCD
DDA	MOTA
DDA	CCD
DDA	MOTA
DDA	CCD
DDA	MOTA
DDA	CCD
DDA	MOTA
DDA	CCD
DDA	MOTA
DDA	CCD
DDA	MOTA
DDA	CCD
DDA	MOTA
DDA	CCD
DDA	MOTA

Implementing Agency (State Govt./ UT Admn./ NGO)	Funding Source
DDA	ITDA
DDA	ITDA
DDA	CCD
DDA	ITDA
DDA	CCD
DDA	CCD
DDA	CCD
H & FW & DDA	CCD
H & FW & DDA	CCD
H & FW & DDA	CCD
H & FW & DDA	CCD
H & FW & DDA	CCD
H & FW & DDA	CCD
H & FW & DDA	CCD

Implementing Agency (State Govt./ UT Admn./ NGO)	Funding Source
H & FW & DDA	CCD
H & FW & DDA	CCD
Micro Project (UNICEF Supported)	(H&FW)UNICEF
SCSTRTI (UNICEF Supported)	(H&FW)UNICEF
Micro Project (UNICEF Supported)	(H&FW)UNICEF
Micro Project (UNICEF Supported)	(H&FW)UNICEF
Micro Project (UNICEF Supported)	(H&FW)UNICEF
SCSTRTI (UNICEF Supported)	UNICEF
Micro Project (UNICEF Supported)	UNICEF
RWSS	RD Deptt
RWSS	RD Deptt
RWSS	RD Deptt
RWSS	RD Deptt

Implementing Agency (State Govt./ UT Admn./ NGO)	Funding Source
RD Deptt	RD Deptt
DDA	CCD
DDA	CCD
DDA	CCD
RD Deptt	RD Deptt
RD Deptt	RD Deptt
RD Deptt	RD Deptt
RD Deptt	RD Deptt
RD Deptt	RD Deptt
RD Deptt	RD Deptt
RD Deptt	RD Deptt
RD Deptt	RD Deptt
RD Deptt	RD Deptt
RD Deptt	RD Deptt
RD Deptt	RD Deptt
RD Deptt	RD Deptt
RD Deptt	RD Deptt
RD Deptt	RD Deptt
RD Deptt	RD Deptt
RD Deptt	RD Deptt
RD Deptt	RD Deptt
RD Deptt	RD Deptt
RD Deptt	RD Deptt
DDA	CCD
RD Deptt	RD Deptt
RD Deptt	RD Deptt
RD Deptt	RD Deptt
RD Deptt	RD Deptt
PR Deptt	PR Deptt
PR Deptt	PR Deptt
PR Deptt	PR Deptt
PR Deptt	PR Deptt
DDA	CCD
PR Deptt	PR Deptt
PR Deptt	PR Deptt
PR Deptt	PR Deptt
PR Deptt	PR Deptt

Implementing Agency (State Govt./ UT Admn./ NGO)	Funding Source
OREDA/DDA	CCD
OREDA/DDA	CCD
OREDA/DDA	CCD
OREDA/DDA	CCD
OREDA/DDA	CCD
OREDA/DDA	CCD
OREDA/DDA	CCD
OREDA/DDA	CCD
OREDA/DDA	CCD
OREDA/DDA	CCD
OREDA/DDA	CCD
OREDA/DDA	CCD
OREDA/DDA	CCD
OREDA/DDA	CCD
OREDA/DDA	CCD
DDA	CCD
DDA	CCD
DDA	CCD
DDA	CCD
DDA	CCD
DDA	CCD
DDA	CCD
DDA	CCD
DDA	CCD
DDA	CCD
DDA	CCD

Implementing Agency (State Govt./ UT Admn./ NGO)	Funding Source
DDA	CCD
DDA	CCD
DDA	CCD
DDA	CCD
DDA	CCD
DDA	CCD
DDA	CCD
DDA	CCD
Agril.Deptt	Agril.Deptt
Agril.Deptt	Agril.Deptt
Agril.Deptt	Agril.Deptt
Agril.Deptt	Agril.Deptt
DDA	CCD
DDA	SCA to TSP
DDA	CCD
DDA	CCD
DDA	CCD
DDA	SCA to TSP
DDA	CCD
DDA	CCD
DDA	CCD
DDa	CCD
DDA	CCD
DDA	CCD
DDA	SCA to TSP

Implementing Agency (State Govt./ UT Admn./ NGO)	Funding Source
A & H Deptt	A & H Deptt
A & H Deptt	A & H Deptt
A & H Deptt	A & H Deptt
A & H Deptt	A & H Deptt
A & H Deptt	A & H Deptt
A & H Deptt	A & H Deptt
A & H Deptt	A & H Deptt
A & H Deptt	A & H Deptt
A & H Deptt	A & H Deptt
A & H Deptt	A & H Deptt
A & H Deptt	A & H Deptt
A & H Deptt	A & H Deptt
A & H Deptt	A & H Deptt
A & H Deptt	A & H Deptt
A & H Deptt	A & H Deptt
A & H Deptt	A & H Deptt
A & H Deptt	A & H Deptt
CDVO & DDA	SCA to TSP

Implementing Agency (State Govt./ UT Admn./ NGO)	Funding Source
DDA	CCD
DDA	CCD
DDA	SCA to TSP
Soil Copnservation	Soil conservation
Soil Copnservation	Soil conservation
Soil Copnservation	Soil conservation
Soil Copnservation	Soil conservation
Soil Copnservation	Soil conservation
Soil Copnservation	Soil conservation
Soil Copnservation	Soil conservation
Soil Copnservation	Soil conservation
Soil Copnservation	Soil conservation

Implementing Agency (State Govt./ UT Admn./ NGO)	Funding Source
DDA	CCD
DDA	CCD
DDA	CCD
DDA	CCD
DDA	CCD
DDA	CCD
DDA	CCD
Agriculture	Agri.Deptt
A & H Deptt	A & H Deptt
DDA	CCD
DDA	SCA to TSP
DDA	CCD
DDA	CCD
DDA	CCD
DDA	CCD

Implementing Agency (State Govt./ UT Admn./ NGO)	Funding Source
DDA	CCD
DDA	CCD
DDA	CCD
DDA	CCD
DDA	CCD
DDA	Sports & Youth Service
DDA	CCD
DDA	OPELIP
DDA	CCD
DDA	OPELIP
DDA	OPELIP
DDA	OPELIP
DDA	OPELIP
DDA	OPELIP

**PVTG-wise Annual Development Plan for the Five Year Plan
(Based on Priorities indicated in Part-VI)
(A) Year-2017-18**

(DIDAYI DEVELOPMENT AGENCY, KUDUMULUGUMMA, MALKANGIRI DISTRICT, ODISHA)

Year	Sector / Sub-Sector	Annual Works Proposed (along with rates)	Name of Village/Hamlet whether the proposed works is to be undertaken	Quantity (where applicable eg. Housing roads etc.)	Unit	Rate per Unit	Financial Target (Rs. In Lakhs)	No. of PVTG Beneficiaries (Male and Female separately where feasible)			
								Male	Female	Total	
1	2	3	4	5	6	7	8	9	10	11	
1	2018-19	Social Sector	Education	<u>Boys' Education Complex,</u>							
2	2018-19			Building Repair and maintenance	Muduliguda	1	1	2.00	2.00	250	250
3	2018-19			Maintenance Allowance including mess charges	Muduliguda	250	1	0.08	20.00	250	250
4	2018-19			Provision of three pairs of dress to about 200 students in Boys' Edu. Complex	Muduliguda	250	1	0.009	2.25	250	250
5	2018-19			Cash stipend for availing tuition / coaching per primary students	Muduliguda	250	1	0.012	3.00	250	250
6	2018-19			Course Book, stationaries and other educational matters	Muduliguda	250	1	0.006	1.50	250	250
7	2018-19			Exam Fees	Muduliguda	250	1	0.0005	0.125	250	250
8	2018-19			Honorarium for full time teacher	Muduliguda	8	1	0.912	7.296		8
9	2018-19			Honorarium for Accountant	Muduliguda	1	1	0.84	0.84		1
10	2018-19			Honorarium for Cooks	Muduliguda	5	1	0.6936	3.468		5
11	2018-19			Honorarium for Watchmen	Muduliguda	2	1	0.6936	1.3872		2
12	2018-19			Honorarium for Sweeper	Muduliguda	2	1	0.6936	1.3872		2
13	2018-19			Honorarium for Peon	Muduliguda	1	1	0.6936	0.69360		1
14	2018-19			Vocational/Skill development Training	Muduliguda	250	1	0.004	1.00		250
15	2018-19			Electricity and Water Charges	Muduliguda	1	1	1.20	1.20		250
16	2018-19			Medical Care/ Contingency	Muduliguda	250	1	0.0075	1.88		250
17	2018-19			Health Care (Hospitalization, visit of Doctors,annual health check up etc)	Muduliguda	250	1	0.005	1.25		250

Year		Sector / Sub-Sector	Annual Works Proposed (along with rates)	Name of Village/Hamlet whether the proposed works is to be undertaken	Quantity (where applicable eg. Housing roads etc.)	Unit	Rate per Unit	Financial Target (Rs. In Lakhs)	No. of PVTG Beneficiaries (Male and Female separately where feasible)		
									Male	Female	Total
18	2018-19		Miscellaneous including Toiletries	Muduliguda	250	1	0.006	1.50			250
19	2018-19		PTA/ Sports Function/ Cultural function	Muduliguda	250	1	0.0015	0.38			250
20	2018-19		Tour/ Campus	Muduliguda	250	1	0.02	5.00			250
21	2018-19		Incentives to each Boy student to meet their day to day requirement	Muduliguda	250	1	0.012	3.00			250
22	2018-19		Water purification plant at Boys Educational Complex	Muduliguda	1 No	1 No	5.00	5.00	250		250
23	2018-19		Provision of two pairs of dress to about 250students	Muduliguda	500 Nos	1 No	2.50	2.50	250		250
24	2018-19		Supply of Dining set/ Single bed cot and other amenities	Muduliguda	1 No	1 No	5.00	5.00	250		250
25	2018-19			Sub Total				71.65			
26	2018-19			Boys' Education Complex(CCD)				61.65			
27	2018-19	Education	<u>Girls' Education Complex</u>								
28	2018-19		Building repair & mantanance of Girls Educational Complex(DA)	Nandiniguda	1	1 No	1.64	1.64		250	250
29	2018-19		Building repair & maintenance of Girls' Education Complex	Nandiniguda	1	1 No	0.36	0.36		250	250
30	2018-19		Maintenance Allowance including mess charges (DA)	Nandiniguda	250	1 No	0.010	2.50		250	250
31	2018-19		Maintenance Allowance including mess charges	Nandiniguda	250	1 No	0.075	18.75		250	250
32	2018-19		Provision of three pairs of dress to about 250 students Girls' Education Complex(DA)	Nandiniguda	250	3 No	0.003	0.75		250	250
33	2018-19		Provision of three pairs of dress to about 250 students in Girls' Edu. Complex	Nandiniguda	250	3 No	0.009	2.25		250	250
34	2018-19		Cash stipend for availing tution / coaching per Primary Students(DA)	Nandiniguda	150	1 No	0.010	1.50		150	250
35	2018-19		Cash stipend for availing tution / coaching per Upper primary students(DA)	Nandiniguda	100	1 No	0.020	2.00		100	250
36	2018-19		Supply of reading writing, games and sports materials in Girls' Educaton Complex	Nandiniguda	250	1 No	0.006	1.50		250	250

Year		Sector / Sub-Sector	Annual Works Proposed (along with rates)	Name of Village/Hamlet whether the proposed works is to be undertaken	Quantity (where applicable eg. Housing roads etc.)	Unit	Rate per Unit	Financial Target (Rs. In Lakhs)	No. of PVTG Beneficiaries (Male and Female separately where feasible)		
									Male	Female	Total
37	2018-19		Supply of reading writing, games and sports materials in Girls' Educaton Complex(DA)	Nandiniguda	250	1 No	0.006	1.50		250	250
38	2018-19		Examination fees(DA)	Nandiniguda	250	1 No	0.0005	0.125		250	250
39	2018-19		Examination fees	Nandiniguda	250	1 No	0.0005	0.125		250	250
40	2018-19		Honorarium for full time teacher (DA)	Nandiniguda	11	1 No	0.312	3.432			11
41	2018-19		Honorarium for full time teacher	Nandiniguda	11	1 No	0.60	6.60			11
42	2018-19		Honorarium for Accountant(DA)	Nandiniguda	1	1 No	0.42	0.42			1
43	2018-19		Honorarium for Accountant	Nandiniguda	1	1 No	0.42	0.42			1
44	2018-19		Honorarium for Watchmen(DA)	Nandiniguda	1	1 No	0.5376	0.538			1
45	2018-19		Honorarium for Watchmen	Nandiniguda	1	1 No	0.156	0.156			1
46	2018-19		Honorarium for Sweeper(DA)	Nandiniguda	2	1 No	0.5376	1.075			2
47	2018-19		Honorarium for Sweeper	Nandiniguda	2	1 No	0.156	0.312			2
48	2018-19		Honorarium for Peon (DA)	Nandiniguda	2	1 No	0.5136	1.027			2
49	2018-19	Education	Honorarium for Peon	Nandiniguda	2	1 No	0.18	0.36			2
50	2018-19		Honorarium for Cooks(DA)	Nandiniguda	5	1 No	0.5136	2.568			5
51	2018-19		Honorarium for Cooks	Nandiniguda	5	1 No	0.180	0.90			5
52	2018-19		Vocational / Skill Development Training	Nandiniguda	250	1 No	0.004	1.00		250	250
53	2018-19		Electricity and Water chrges	Nandiniguda	1	1 No	0.60	0.60		250	250
54	2018-19		Electricity and Water chrges (DA)	Nandiniguda	1	1 No	1.20	1.20		250	250
55	2018-19		Medical Care/ Contingency (DA)	Nandiniguda	1	1 No	0.90	0.90		250	250

Year		Sector / Sub-Sector	Annual Works Proposed (along with rates)	Name of Village/Hamlet whether the proposed works is to be undertaken	Quantity (where applicable eg. Housing roads etc.)	Unit	Rate per Unit	Financial Target (Rs. In Lakhs)	No. of PVTG Beneficiaries (Male and Female separately where feasible)		
									Male	Female	Total
56	2018-19		Medical Care/ Contingency	Nandiniguda	1	1 No	1.875	1.875		250	250
57	2018-19		Health care (Hospitalization, visit of doctors, annual health check up etc)(DA)	Nandiniguda	1	1 No	0.60	0.60		250	250
58	2018-19		Health care (Hospitalization, visit of doctors, annual health check up etc)	Nandiniguda	1	1 No	1.25	1.25		250	250
59	2018-19		Miscellaneous including toiletries etc(DA)	Nandiniguda	150	1 No	0.002	0.30		150	250
60	2018-19		Miscellaneous including toiletries etc (DA)	Nandiniguda	100	1 No	0.0026	0.26		100	250
61	2018-19		PTA/ Sports Function/ Cultural function	Nandiniguda	250	1 No	0.0015	0.375		250	250
62	2018-19		Tour / Campus(DA)	Nandiniguda	250	1 No	0.02	5.00		250	250
63	2018-19		Incentives to each girl student to meet their day to day requirement	Nandiniguda	250	1 No	0.012	3.00		250	250
64	2018-19	Education	Additional Class room at Girls' Education Complex	Nandiniguda	1	1 No	10.00	10.00		250	250
65	2018-19		Construction of Boundry wall at Girls' Education Complex	Nandiniguda	1	1 No	10.00	10.00		250	250
66	2018-19		Construction of Staff quarter at Girls' Education Complex,	Nandiniguda	1	1 No	6.93	6.93		250	250
67	2018-19		Construction of Twin quarter at Girls' Education Compelx(DA)	Nandiniguda	2	1 No	5.00	10.00		250	250
68	2018-19			Sub Total				104.10			
69	2018-19			Girls' Education Complex(CCD)				37.34			
70	2018-19	Education	<u>Gyana Mandir</u>								
71	2018-19		Construction of Gyana Mandir	Nadimanjuri	1	1 No	7.50	7.50	24	26	50
72	2018-19		Primary School at Oringi	Oringi	1	1 No	7.00	7.00	21	29	50
73	2018-19		Provision for supply of reading & writing materials	Nadimanjuri	1	1 No	0.26	0.26			50
74	2018-19			Gyan Mandir Total				14.76			

Year		Sector / Sub-Sector	Annual Works Proposed (along with rates)	Name of Village/Hamlet whether the proposed works is to be undertaken	Quantity (where applicable eg. Housing roads etc.)	Unit	Rate per Unit	Financial Target (Rs. In Lakhs)	No. of PVTG Beneficiaries (Male and Female separately where feasible)		
									Male	Female	Total
75	2018-19			Gyan Mandir (CCD)				14.76			
76	2018-19			Sub Total				190.51			
77	2018-19			Education (CCD)				113.74			
78	2018-19	Health & Nutrition	Organisation of Health camp	All Villages	37	1 No	0.20	7.40			All Villagers
79	2018-19		Maintenance of Ambulance	Nilapari	1	1 No	3.00	3.00			All Villagers
80	2018-19		Remuneration of Ambulance Driver	All Villages	1	1 No	2.00	2.00			All Villagers
81	2018-19		Supply of medicines diet and reimbrusment of medicines including Auyurvedic consultancy	All Villages	1	1 No	9.54	9.54			All Villagers
82	2018-19		Transportation of serious, wounded patients for treatment	All Villages	1	1 No	5.00	5.00			All Villagers
83	2018-19		Development of habitan clearing of village sourrounding, drainage system, compost pit, improvement of street/ footpath (Bush cutting)	37 Villages	32	1 No	0.50	16.00			All Villagers
84	2018-19		Yearly Sickle Cell Screening of all children (0-14Years)	37 Villages	200	1 No	0.002	0.40			All Villagers
85	2018-19		State Level Refresher of Key Officials Micro Project on General Health & Nutrition Programmes (2 days)	37 Villages	6	1 No	0.03	0.18			All Villagers
86	2018-19		Project Level Refresher of officials & other Functionaries of Micro Project on General Health & Nutrition Programmes(2 days)	37 Villages	20	1 No	0.007	0.14			All Villagers
87	2018-19		Monthly Review of Micro Projects by the Collector	37 Villages	12	1 No	0.005	0.06			All Villagers
88	2018-19		Reprinting of Sickle Cell School Health Card	37 Villages	200	1 No	0.0005	0.10			All Villagers
89	2018-19		Half Yearly Third Party Monitoring of Programme Indicators , Sharing of findings and action plan finalisation	37 Villages		LS	LS	0.50			All Villagers

Year	Sector / Sub-Sector	Annual Works Proposed (along with rates)	Name of Village/Hamlet whether the proposed works is to be undertaken	Quantity (where applicable eg. Housing roads etc.)	Unit	Rate per Unit	Financial Target (Rs. In Lakhs)	No. of PVTG Beneficiaries (Male and Female separately where feasible)			
								Male	Female	Total	
90	2018-19		Project level training on Innovative communication IPC tools for Improving Infant & Young child Feeding Practices (Orientation of Front Line Workers on Counselling techniques and child Feeding Practices).-2 days	37 Villages	30	1 No	0.007	0.21			All Villagers
91	2018-19			Sub Total				44.53			
92	2018-19			Health & Nutrition(CCD)				43.34			
93	2018-19	Drinking water & Sanitation	Open Well	Bayapada	1	1 No	1.00	1.00			192
94	2018-19		Open Well	Damdarbeda	1	1 No	1.00	1.00			615
95	2018-19		Open Well	Kaning	1	1 No	1.00	1.00			181
96	2018-19		Open Well	Tikarapada-A	1	1 No	1.00	1.00			247
97	2018-19		Pipe water	Nadimanjuri	10	100 mtr	0.50	5.00			93
98	2018-19		Pipe water supply repairing	Tabaru	10	100 mtr	0.40	4.00			236
99	2018-19		Pipe water supply repairing	Dhakodpadar	10	100 mtr	0.40	4.00			240
100	2018-19		Pipe water supply repairing	Jantri	10	100 mtr	0.40	4.00			88
101	2018-19		Pipe water supply repairing	Arlingpada	10	100 mtr	0.40	4.00			56
102	2018-19		Pipe water	Damdarbeda	9	100 mtr	0.50	4.50			615
103	2018-19		Pipe water	Amlibeda	10	100 mtr	0.50	5.00			408
104	2018-19		Pipe water	Kaning	10	100 mtr	0.50	5.00			181
105	2018-19		Pipe water	Tikarapada-A	5	100 mtr	0.50	2.50			247
106	2018-19		Pipe water	Oringi	3	100 mtr	0.50	1.50			701

Year		Sector / Sub-Sector	Annual Works Proposed (along with rates)	Name of Village/Hamlet whether the proposed works is to be undertaken	Quantity (where applicable eg. Housing roads etc.)	Unit	Rate per Unit	Financial Target (Rs. In Lakhs)	No. of PVTG Beneficiaries (Male and Female separately where feasible)		
									Male	Female	Total
107	2018-19		Pipe water	Bayapada	8	100 mtr	0.50	4.00			192
108	2018-19		River Stream	Bayapada	1	1 No	5.00	5.00			192
109	2018-19		Pipe water	Nadimanjuri	8	100 mtr	0.50	4.00			93
110	2018-19		Pipe water	Nilapari	16	100 mtr	0.50	8.00			201
111	2018-19		Cistern	Nadimanjuri	2	1 No	1.00	2.00			93
112	2018-19		Tube well	Nadimanjuri	1	1 No	1.25	1.25			93
113	2018-19		Tube well	Damdarbeda	1	1 No	1.25	1.25			615
114	2018-19		Tube well	Amlibeda	2	1 No	1.25	2.50			408
115	2018-19		Tube well	Kaning	1	1 No	1.25	1.25			181
116	2018-19		Tube well	Tikarapada-A	2	1 No	1.25	2.50			247
117	2018-19		Tube well	Oringi	1	1 No	1.25	1.25			701
118	2018-19		Tube well	Bayapada	1	1 No	1.25	1.25			192
119	2018-19		Well	Damdarbeda	1	1 No	1.00	1.00			615
120	2018-19		Cistern	Amlibeda	1	1 No	1.00	1.00			408
121	2018-19		Cistern	Kaning	1	1 No	1.00	1.00			181
122	2018-19		Cistern	Tikarapada-A	1	1 No	1.00	1.00			247
123	2018-19		Cistern	Oringi	2	1 No	1.00	2.00			701
124	2018-19		Cistern	Bayapada	1	1 No	1.00	1.00			192
125	2018-19		Tank pond	Bayapada	1	1 No	5.00	5.00			192

Year		Sector / Sub-Sector	Annual Works Proposed (along with rates)	Name of Village/Hamlet whether the proposed works is to be undertaken	Quantity (where applicable eg. Housing roads etc.)	Unit	Rate per Unit	Financial Target (Rs. In Lakhs)	No. of PVTG Beneficiaries (Male and Female separately where feasible)			
									Male	Female	Total	
126	2018-19			Tank pond	Kaning	1	1 No	5.00	5.00			181
127	2018-19			Tank pond	Oringi	1	1 No	5.00	5.00			701
128	2018-19			Tank pond	Damdarbeda	1	1 No	5.00	5.00			615
129	2018-19			Cistern	Damdarbeda	2	1 No	1.00	2.00			615
130	2018-19			Tank pond	Tikirapada-a	1	1 No	5.00	5.00			247
131	2018-19			Sub Total				111.75				
132	2018-19			Drinking Water(CCD)				0.00				
133	2018-19	Infrastructure	Connectivity	Completion of Incomplete CC road	Nadimanjuri	2	100 mtr	5.00	10.00			93
134	2018-19			Completion of Incomplete CC road	Damdarbeda	2	100 mtr	5.00	10.00			615
135	2018-19			Ghat cutiting	Damdarbeda	1	100 mtr	3.00	3.00			615
136	2018-19			Culvert	Damdarbeda	1	1 No	5.00	5.00			615
137	2018-19			Ghat cuting	Damdarbeda	1	1 No	3.00	3.00			615
138	2018-19			Guard wall	Damdarbeda	0.6	1 No	4.50	2.70			615
139	2018-19			Completion of Incomplete CC road	Amlibeda	2	1 No	5.00	10.00			408
140	2018-19			Metal Murum road	Amlibeda	0.3	1 No	8.00	2.40			408
141	2018-19			Footpath road	Amlibeda	3	1 No	2.00	6.00			408
142	2018-19			Pitchu road	Kaning	1	1 No	4.00	4.00			181
143	2018-19			Metal Murum road	Kaning	0.5	1 No	8.00	4.00			181
144	2018-19			Guard wall	Kaning	0.95	1 No	4.50	4.28			181

Year	Sector / Sub-Sector	Annual Works Proposed (along with rates)	Name of Village/Hamlet whether the proposed works is to be undertaken	Quantity (where applicable eg. Housing roads etc.)	Unit	Rate per Unit	Financial Target (Rs. In Lakhs)	No. of PVTG Beneficiaries (Male and Female separately where feasible)		
								Male	Female	Total
145	2018-19	Bridge	Amlibeda	1	1 No	3.50	3.50			408
146	2018-19	Bridge	Kaning	1	1 No	5.00	5.00			181
147	2018-19	Completion of Incomplete CC road	Tikarapada-A	2	1 No	5.00	10.00			247
148	2018-19	Metal Murum road	Tikarapada-A	1	1 No	8.00	8.00			247
149	2018-19	Metal Murum road	Bayapada	3	1 No	8.00	24.00			192
150	2018-19	Culverts	Damdarbeda	2	1 No	5.00	10.00			615
151	2018-19	Bridge	Damdarbeda	1	1 No	10.00	10.00			615
152	2018-19	Guard wall	Damdarbeda	0.95	1 No	4.50	4.28			615
153	2018-19	Metal Murum road	Damdarbeda	2	1 No	8.00	16.00			615
154	2018-19	Bridge	Damdarbeda	1	1 No	7.50	7.50			615
155	2018-19	Guard wall	Amlibeda	3	1 No	4.50	13.50			408
156	2018-19	Completion of Incomplete CC road	Kaning	3	1 No	5.00	15.00			181
157	2018-19	Culverts	Kaning	2	1 No	5.00	10.00			181
158	2018-19	Culverts	Tikarapada-A	2	1 No	5.00	10.00			247
159	2018-19	Bridge	Tikarapada-A	2	1 No	7.50	15.00			247
160	2018-19	Guard wall	Tikarapada-A	0.95	1 No	4.50	4.28			247
161	2018-19	Completion of Incomplete CC road	Dabuguda	4	1 No	5.00	20.00			150
162	2018-19	Culverts	Dabuguda	1	1 No	5.00	5.00			150
163	2018-19	Guardwallas	Dabuguda	2	1 No	4.50	9.00			150

Year		Sector / Sub-Sector	Annual Works Proposed (along with rates)	Name of Village/Hamlet whether the proposed works is to be undertaken	Quantity (where applicable eg. Housing roads etc.)	Unit	Rate per Unit	Financial Target (Rs. In Lakhs)	No. of PVTG Beneficiaries (Male and Female separately where feasible)		
									Male	Female	Total
164	2018-19		Complition of CC road	Bayapada	8	1 No	5.00	40.00			192
165	2018-19		Culverts	Bayapada	2	1 No	5.00	10.00			192
166	2018-19		Bridge	Bayapada	2	1 No	7.50	15.00			192
167	2018-19		Guard wall	Bayapada	5	1 No	5.00	25.00			192
168	2018-19		Plat form infront of house	All DDA Villages	50	1 No	0.10	5.00			All DDA Villages
169	2018-19		Connectivity ,link road and culvert,Drain,Guard wall	All DDA Villages	1	1 No	5.00	5.00			All DDA Villages
170	2018-19		Connectivity ,link road and culvert,Drain,Guardwall	All DDA Villages	1	1 No	10.00	10.00			All DDA Villages
171	2018-19			Sub Total				374.43			
172	2018-19			Connectivity(CCD)				74.375			
173	2018-19	Housing	IAY house	Tabaru	17	1 No	1.00	17.00	17		1 Village
174	2018-19		IAY house	Nadimanjuri	11	1 No	1.00	11.00	11		1 Village
175	2018-19		IAY house	Maribeda	3	1 No	1.00	3.00	3		1 Village
176	2018-19		IAY house	Jantri	7	1 No	1.00	7.00	7		1 Village
177	2018-19		IAY house	Ramaguda	2	1 No	1.00	2.00	2		1 Village
178	2018-19		IAY house	Angurguda	3	1 No	1.00	3.00	3		1 Village
179	2018-19		IAY house	Barlubandha	8	1 No	1.00	8.00	8		1 Village
180	2018-19		Construction of Cummunity Center	6 Villages	6	1 No	5.50	33.00	356		6 Villages
181	2018-19			Sub Total				84.00			
182	2018-19			Housing(CCD)				33.00			

Year		Sector / Sub-Sector	Annual Works Proposed (along with rates)	Name of Village/Hamlet whether the proposed works is to be undertaken	Quantity (where applicable eg. Housing roads etc.)	Unit	Rate per Unit	Financial Target (Rs. In Lakhs)	No. of PVTG Beneficiaries (Male and Female separately where feasible)				
									Male	Female	Total		
183	2018-19		Electrification	Solar light (Street light)	Bayapada	7	1	0.50	3.50			192	
184	2018-19			Solar light (Street light)	Oringi	6	1	0.50	3.00			701	
185	2018-19			Solar light (Street light)	Tikarapada-a	3	1	1.00	3.00			247	
186	2018-19			Solar light (Street light)	Kaning	6	1	0.50	3.00			181	
187	2018-19			Solar light (Street light)	Amlibeda	6	1	0.50	3.00			408	
188	2018-19			Solar light (Street light)	Damdarbeda	6	1	0.5	3.00			615	
189	2018-19			Solar light (Street light)	Nadimanjuri	3	1	0.3	0.90			93	
190	2018-19			Supply of Solar Home light	Bayapada	20	1	0.05	1.00			20	
191	2018-19			Supply of Solar Home light	Oringi	20	1	0.05	1.00			20	
192	2018-19			Supply of Solar Home light	Tikarapada-a	23	1	0.05	1.15			20	
193	2018-19			Supply of Solar Home light	Kaning	20	1	0.05	1.00			20	
194	2018-19			Supply of Solar Home light	Amlibeda	20	1 No	0.05	1.00			20	
195	2018-19			Supply of Solar Home light	Damdarbeda	20	1 No	0.05	1.00			20	
196	2018-19			Supply of Solar Home light	Nadimanjuri	20	1 No	0.05	1.00			20	
197	2018-19			Sub Total						26.55			
198	2018-19			Electricity(CCD)						26.55			
199	2018-19												
200	2018-19	Sustainable Livelihood	Irrigation	Construction of Drain	Ramaguda	2	1	4.00	8.00			31	
201	2018-19			Construction of Drain	Kodigandhi	3	2	4.00	12.00			10	

Year	Sector / Sub-Sector	Annual Works Proposed (along with rates)	Name of Village/Hamlet whether the proposed works is to be undertaken	Quantity (where applicable eg. Housing roads etc.)	Unit	Rate per Unit	Financial Target (Rs. In Lakhs)	No. of PVTG Beneficiaries (Male and Female separately where feasible)				
								Male	Female	Total		
202	2018-19	Livelihood Project		Construction of Drain	Sanyasiguda	2	2	4.00	8.00			20
203	2018-19			Construction of Drain	Totaguda	2	2	4.00	8.00			109
204	2018-19			Construction of Drain	Disariguda	2	1	4.00	8.00			88
205	2018-19			Construction of Drain	Jantri	2.5	1	4.00	10.00			88
206	2018-19			Construction of Drain	Dhakodpadar	3	1	4.00	12.00			240
207	2018-19			Cross bund	Damdarbeda	2	1	4.00	8.00			615
208	2018-19			Land Development/ Land terracing/ Stone Binding work	Ramaguda	30	1 No	0.20	6.00			31
209	2018-19			Land Development/ Land terracing/ Stone Binding work	Kodigandhi	40	1 No	0.20	8.00			10
210	2018-19			Land Development/ Land terracing/ Stone Binding work	Sanyasiguda	40	1 No	0.20	8.00			20
211	2018-19			Land Development/ Land terracing/ Stone Binding work	Totaguda	50	1 No	0.20	10.00			109
212	2018-19		Land Development/ Land terracing/ Stone Binding work	Disariguda	30	1 No	0.20	6.00			88	
213	2018-19			Sub Total				112.00				
214	2018-19			Irrigation (CCD)				112.00				
215	2018-19	Agriculture		Supply of Agricultural Equipments	Angurguda	10	1	0.10	1.00			23
216	2018-19			Supply of Agricultural Equipments	Ramaguda	19	1	0.10	1.90			19
217	2018-19			Supply of Agricultural Equipments	Maribeda	9	1	0.10	0.90			9
218	2018-19			Supply of Agricultural Equipments	Jantri	5	1	0.10	0.50			5
219	2018-19			Supply of Agricultural Equipments	Nadimanjuri	4	1	0.10	0.40			4
220	2018-19			Supply of Agricultural Equipments	Tabaru	3	1	0.10	0.30			3

Year	Sector / Sub-Sector	Annual Works Proposed (along with rates)	Name of Village/Hamlet whether the proposed works is to be undertaken	Quantity (where applicable eg. Housing roads etc.)	Unit	Rate per Unit	Financial Target (Rs. In Lakhs)	No. of PVTG Beneficiaries (Male and Female separately where feasible)			
								Male	Female	Total	
221	2018-19		Pair of Bullock	Angurguda	10	1	0.30	3.00			10
222	2018-19		Pair of Bullock	Ramaguda	1	1	0.30	0.30			1
223	2018-19		Pair of Bullock	maribeda	10	1	0.30	3.00			16
224	2018-19		Pair of Bullock	jantri	8	1	0.30	2.40			8
225	2018-19		Pair of Bullock	Nadimanjuri	13	1	0.30	3.90			13
226	2018-19		Pair of Bullock	Tabaru	14	1	0.30	4.20			24
227	2018-19		Agricultural Activities	6 SHGs	10	1 No	1.00	10.00		100	60
228	2018-19			Sub Total				31.80			
229	2018-19			Agriculture(CCD)				21.80			
230	2018-19	Horticulture	Mango plantation/Cashew plantation	All Didayi Villages	10	1 Ac	4.80	48.00			10
231	2018-19		Second year maintenance of Mango,Cashew,Banana	All Didayi Villages	20	1 Ac	1.25	25.00			20
232	2018-19		New plantation of Didayi area	All Didayi Villages	1	1 Ac	26.00	26.00			20
233	2018-19		Construction of Storage for Horticulture materials	Purugumma	15	100 Sq Km	1.00	15.00			All Villagers
234	2018-19		Nursery	Bayapada ,Narigjhola	1	1 Ac	15.00	15.00			All Villagers
235	2018-19		Mango /Cashew plantation	All Didayi Villages	20	1 Ac	0.12	2.40			20
236	2018-19			Sub Total				131.40			
237	2018-19			Horticulture (CCD)				131.40			
238	2018-19	Animal Husbandry	Animal Health Camp	8villages	8	1	0.10	0.80			8 Villagers
239	2018-19		Supply of Net & Boat	Barlubandha	7	1	0.40	2.80			8

Year	Sector / Sub-Sector	Annual Works Proposed (along with rates)	Name of Village/Hamlet whether the proposed works is to be undertaken	Quantity (where applicable eg. Housing roads etc.)	Unit	Rate per Unit	Financial Target (Rs. In Lakhs)	No. of PVTG Beneficiaries (Male and Female separately where feasible)				
								Male	Female	Total		
240	2018-19			Supply of Net & Boat	Tabaru	31	1	0.40	12.40			31
241	2018-19			Supply of Net & Boat	Nadimanjuri	9	1	0.40	3.60			9
242	2018-19			Supply of Net & Boat	Jantri	6	1	0.40	2.40			6
243	2018-19			Supply of Net & Boat	Maribeda	13	1	0.40	5.20			13
244	2018-19			Supply of Net & Boat	Ramnaguda	2	1	0.40	0.80			2
245	2018-19			Sub Total				28.00				
246	2018-19			Animal Husbandry(CCD)				19.60				
247	2018-19		SHG Development	Provision of Micro Credit support to 04 Nos SHGs	4 SHGs	4	1	1.25	5.00			40
248	2018-19			Income Generation through Micro Project	4 SHGs	4	1	1	4.00			All Didayi Villages
249	2018-19			Assistance to SHG for livelihood enhancement projects inclding micro enterprise promotion	7 SHGs	7	1 No	1.00	7.00			70
250	2018-19			Sub Total				16.00				
251	2018-19			SHG Development(CCD)				9.00				
252	2018-19		Land Development	Land Development, Land reclamation, terracing	10 Villages	70	1 No	0.20	14.00			70
253	2018-19			Land terracing	10 Villages	35	1 No	0.20	7.00			35
254	2018-19			Stone-wall Bunding	10 Villages	44	1 No	0.20	8.80			44
255	2018-19			Sub Total				29.80				
256	2018-19			Land Development (CCD)				29.80				
257	2018-19		Market Linkeg	Repair of Market Pindi	Naringijhola	1	1	2.8	2.80			220

Year		Sector / Sub-Sector	Annual Works Proposed (along with rates)	Name of Village/Hamlet whether the proposed works is to be undertaken	Quantity (where applicable eg. Housing roads etc.)	Unit	Rate per Unit	Financial Target (Rs. In Lakhs)	No. of PVTG Beneficiaries (Male and Female separately where feasible)		
									Male	Female	Total
258	2018-19		New storage Godown at Kudumulgumma	Kudumulgumma	1	1	5	5.00			All Villagers
259	2018-19			Sub Total				7.80			
260	2018-19			Market linking(CCD)				7.80			
261	2018-19	Social Security	Renewal of JBY	All Didayi Villages	400	1	0.005	2.00			400
262	2018-19		Health Insurance	All Didayi Villages	1321	1	0.01	13.21			1321
263	2018-19			Sub Total				15.21			
264	2018-19			Social Security(CCD)				15.21			
265	2018-19	Capacity Building and skill Training	Selection of youth for training under Mobile,Tailoring, Broom Making, Masonry and Computer Operation	Reputed ITI Training Center			14.52	14.52			Selected Villagers
266	2018-19			Sub Total				14.52			
267	2018-19			Capacity Building(CCD)				14.52			
268	2018-19	Conservation of Culture	Maintenance and Management of Museum	Purunagumma	1	1 Nos	6.00	6.00	111	118	229
269	2018-19		Construction of Cultural Mandap	Purunagumma	1	1 Nos	6.00	6.00	111	118	229
270	2018-19		Construction of Cultural Mandap	Muduliguda	2	1 Nos	2.00	4.00	259	162	521
271	2018-19		Conversion of MPSC as information centre	37 Villages	1	1 Nos	2.04	2.04			37 Villages
272	2018-19		Awareness Camp	37 Villages	1	1 Nos	3.10	3.10			37 Villages
273	2018-19		Supply of Musical instruments	37 Villages	1	32 Nos	7.20	7.20			37 Villages
274	2018-19		Organisation of work shop	37 Villages	1		1.00	1.00			37 Villages
275	2018-19		•Development of primers in local language	37 Villages	1	1 No	2.00	2.00			37 Villages
276	2018-19		Construction of village entrance gates in ethnic style	2 Villages	2	2 nos	2.00	4.00			37 Villages

Year	Sector / Sub-Sector	Annual Works Proposed (along with rates)	Name of Village/Hamlet whether the proposed works is to be undertaken	Quantity (where applicable eg. Housing roads etc.)	Unit	Rate per Unit	Financial Target (Rs. In Lakhs)	No. of PVTG Beneficiaries (Male and Female separately where feasible)			
								Male	Female	Total	
277	2018-19		Sponsoring of cultural troupes for District / State/ National prog	All Villages	1	1 No	3.00	3.00			37 Villages
278	2018-19		Exposure visit to other Micro Project area	All Villages	1	1 no	2.00	2.00			37 Villages
279	2018-19		Annual Tribal Sports at Micro Project level to identify the PTG sports person	All Villages	1	1 no	2.00	2.00			37 Villages
280	2018-19			Sub Total				42.34			
281	2018-19			Conservation of Culture(CCD)				42.34			
282	2018-19	Project Management	Monitoring & Evaluation expenses	Kudumulugumma	1	1 No	2.67	2.67			All 37 Villages
283	2018-19		Remuneration of MPWs	7 Nos	7	1 No	0.60	4.20			7
284	2018-19		Remuneration of MPWs (D.A)	7 Nos	7	1 No	0.12	0.84			7
285	2018-19		DEOs	Kudumulugumma	2	1 No	1.32	2.64			All 37 Villages
286	2018-19		ASCO & JE	Kudumulugumma	2	1 No	1.8	3.60			All 37 Villages
287	2018-19		Retired Peon (Group- D)	Kudumulugumma	1	1 No	0.848	0.85			All 37 Villages
288	2018-19		Watchman (Group- D)	Kudumulugumma	2	1 No	1.096	2.19			All 37 Villages
289	2018-19		Transportation cost of Microproject (ASCO/JE & Micro Project Staff)	Kudumulugumma	4	1 No	0.36	1.44			All 37 Villages
290	2018-19		Mid Term Evaluation	Kudumulugumma	1	1 No	0.3	0.30			All 37 Villages
291	2018-19			Sub Total				18.73			
292	2018-19			Project Management (CCD)				3.51			
293	2018-19			Grand Total				1279.36			
294	2018-19			Grand Total (CCD)				697.99			

Implementing Agency (State Govt./ UT Admn./ NGO)	Funding Source
12	13
DDA	CCD
DDA	CCD
DDA	CCD
DDA	CCD
DDA	CCD
DDA	CCD
DDA	CCD
DDA	CCD
DDA	CCD
DDA	CCD
DDA	CCD
DDA	CCD
DDA	CCD
DDA	CCD
DDA	CCD
DDA	CCD

Implementing Agency (State Govt./ UT Admn./ NGO)	Funding Source
DDA	CCD
DDA	CCD
DDA	CCD
DDA	CCD
ITDA	ITDA
DDA	CCD
DDA	Article 275 (1)
DDA	CCD
DDA	MOTA
DDA	CCD
DDA	MOTA
DDA	CCD
DDA	MOTA
DDA	CCD
DDA	CCD
DDA	MOTA

Implementing Agency (State Govt./ UT Admn./ NGO)	Funding Source
DDA	CCD
DDA	CCD
DDA	MOTA
DDA	CCD
DDA	MOTA
DDA	CCD
DDA	MOTA
DDA	CCD
DDA	MOTA
DDA	CCD
DDA	MOTA
DDA	CCD
DDA	MOTA
DDA	CCD
DDA	MOTA
DDA	CCD
DDA	MOTA
DDA	MOTA
DDA	MOTA
DDA	CCD
DDA	CCD

Implementing Agency (State Govt./ UT Admn./ NGO)	Funding Source
DDA	MOTA
DDA	CCD
DDA	MOTA
DDA	CCD
DDA	CCD
DDA	MOTA
DDA	CCD
DDA	MOTA
DDA	Article 275 (1)
DDA	Article 275 (1)
DDA	Article 275 (1)
DDA	CCD
DDA	CCD
DDA	CCD
DDA	CCD

Implementing Agency (State Govt./ UT Admn./ NGO)	Funding Source
H & FW & DDA	CCD
H & FW & DDA	CCD
H & FW & DDA	CCD
H & FW & DDA	CCD
H & FW & DDA	CCD
DDA	CCD
Micro Project	CCD
SCSTRTI (UNICEF Supported)	(H&FW)UNICEF
Micro Project (UNICEF Supported)	(H&FW)UNICEF
Micro Project (UNICEF Supported)	(H&FW)UNICEF
Micro Project (UNICEF Supported)	(H&FW)UNICEF
Micro Project (UNICEF Supported)	(H&FW)UNICEF

Implementing Agency (State Govt./ UT Admn./ NGO)	Funding Source
Micro Project (UNICEF Supported)	(H&FW)UNICEF
RWSS	RD Deptt
RWSS	RD Deptt
RWSS	RD Deptt
RWSS	RD Deptt
RWSS	RD Deptt
RWSS	RD Deptt
RWSS	RD Deptt
RWSS	RD Deptt
RWSS	RD Deptt
RWSS	RD Deptt
RWSS	RD Deptt
RWSS	RD Deptt
RWSS	RD Deptt
RWSS	RD Deptt

Implementing Agency (State Govt./ UT Admn./ NGO)	Funding Source
RWSS	RD Deptt
RWSS	RD Deptt
RWSS	RD Deptt
RWSS	RD Deptt
RWSS	RD Deptt
DDA	CCD
DDA	CCD
DDA	CCD
DDA	CCD
DDA	CCD
DDA	CCD
DDA	CCD
DDA	CCD
DDA	CCD
DDA	CCD
DDA	CCD
DDA	CCD
DDA	CCD
DDA	CCD

Implementing Agency (State Govt./ UT Admn./ NGO)	Funding Source
RD Deptt	RD Deptt
RD Deptt	RD Deptt
RD Deptt	RD Deptt
RD Deptt	RD Deptt
RD Deptt	RD Deptt
DDA	Article 275 (1)
DDA	SCA TO TSP
PR Deptt	PR Deptt
PR Deptt	PR Deptt
PR Deptt	PR Deptt
PR Deptt	PR Deptt
PR Deptt	PR Deptt
PR Deptt	PR Deptt
PR Deptt	PR Deptt
DDA	CCD

Implementing Agency (State Govt./ UT Admn./ NGO)	Funding Source
OREDA & DDA	CCD
OREDA & DDA	CCD
OREDA & DDA	CCD
OREDA & DDA	CCD
OREDA & DDA	CCD
OREDA & DDA	CCD
OREDA & DDA	CCD
OREDA & DDA	CCD
OREDA & DDA	CCD
OREDA & DDA	CCD
OREDA & DDA	CCD
OREDA & DDA	CCD
OREDA & DDA	CCD
OREDA & DDA	CCD
OREDA & DDA	CCD
DDA	CCD
DDA	CCD

Implementing Agency (State Govt./ UT Admn./ NGO)	Funding Source
DDA	CCD
DDA	CCD
DDA	CCD
DDA	CCD
DDA	CCD
DDA	CCD
DDA	CCD
DDA	CCD
DDA	CCD
DDA	CCD
DDA	CCD
DDA	CCD
DDA	CCD
DDA	CCD
DDA	CCD
DDA	CCD
DDA	CCD

Implementing Agency (State Govt./ UT Admn./ NGO)	Funding Source
DDA	CCD
DDA	CCD
DDA	CCD
DDA	CCD
DDA	CCD
DDA	CCD
DDA	SCA to TSP
DDA	CCD
DDA	CCD
DDA	CCD
DDA	CCD
DDA	CCD
DDA	CCD
DDA	CCD
DDA	CCD

Implementing Agency (State Govt./ UT Admn./ NGO)	Funding Source
DDA	CCD
DDA	CCD
Fishery Deptt	Fishery Deptt
Fishery Deptt	Fishery Deptt
Fishery Deptt	Fishery Deptt
DDA	CCD
DDA	CCD
DDA	SCA to TSP
DDA	CCD
DDA	CCD
DDA	CCD
DDA	CCD

Implementing Agency (State Govt./ UT Admn./ NGO)	Funding Source
DDA	CCD
DDA	CCD
DDA	CCD
DDA	CCD
DDA	CCD
DDA	CCD
DDA	CCD
DDA	CCD
DDA	CCD
DDA	CCD
DDA	CCD
DDA	CCD
DDA	CCD
DDA	CCD

Implementing Agency (State Govt./ UT Admn./ NGO)	Funding Source
DDA	CCD
DDA	CCD
DDA	CCD
DDA	CCD
DDA	OPELIP
DDA	CCD
DDA	OPELIP
DDA	OPELIP
DDA	OPELIP
DDA	OPELIP
DDA	OPELIP
State Govt.	OPELIP

**PVTG-wise Annual Development Plan for the Five Year Plan
(Based on Priorities indicated in Part-VI)
(A) Year-2018-19**

(DIDAYI DEVELOPMENT AGENCY, KUDUMULUGUMMA, MALKANGIRI DISTRICT, ODISHA)

Year	Sector / Sub-Sector	Annual Works Proposed (along with rates)	Name of Village/Hamlet whether the proposed works is to be undertaken	Quantity (where applicable eg. Housing roads etc.)	Unit	Rate per Unit	Financial Target (Rs. In Lakhs)	No. of PVTG Be (Male and F separately wher		
								Male	Female	
1	2	3	4	5	6	7	8	9	10	
1	2019-20	Social Sector	Education	Boys' Education Complex						
2	2019-20			Maintenance of existing Boys' Educational complex	Muduliguda	1	1 No	2.00	2.00	250
3	2019-20			Building Repair and maintenance	Muduliguda	1	1	2.00	2.00	250
4	2019-20			Maintenance Allowance including mess charges	Muduliguda	250	1	0.08	20.00	250
5	2019-20			Provision of three pairs of dress to about 200 students in Boys' Edu. Complex	Muduliguda	250	1	0.009	2.25	250
6	2019-20			Cash stipend for availing tuition / coaching per primary students	Muduliguda	250	1	0.012	3.00	250
7	2019-20			Course Book, stationaries and other educational matters	Muduliguda	250	1	0.006	1.50	250
8	2019-20			Exam Fees	Muduliguda	250	1	0.0005	0.13	250
9	2019-20			Honorarium for full time teacher	Muduliguda	8	1	0.912	7.30	
10	2019-20			Honorarium for Accountant	Muduliguda	1	1	0.84	0.84	
11	2019-20			Honorarium for Cooks	Muduliguda	5	1	0.6936	3.47	
12	2019-20			Honorarium for Watchmen	Muduliguda	2	1	0.6936	1.39	
13	2019-20			Honorarium for Sweeper	Muduliguda	2	1	0.6936	1.39	
14	2019-20			Honorarium for Peon	Muduliguda	1	1	0.6936	0.69	
15	2019-20			Vocational/Skill development Training	Muduliguda	250	1	0.004	1.00	
16	2019-20			Electricity and Water Charges	Muduliguda	1	1	1.20	1.20	
17	2019-20			Medical Care/ Contingency	Muduliguda	250	1	0.0075	1.88	
18	2019-20			Health Care (Hospitalization, visit of Doctors,annual health check up etc)	Muduliguda	250	1	0.005	1.25	
19	2019-20			Miscellaneous including Toiletries	Muduliguda	250	1	0.006	1.50	
20	2019-20			PTA/ Sports Function/ Cultural function	Muduliguda	250	1	0.0015	0.38	
21	2019-20			Tour/ Campus	Muduliguda	250	1	0.02	5.00	
22	2019-20			Incentives to each Boy student to meet their day to day requirement	Muduliguda	250	1	0.012	3.00	
23	2019-20			Sub Total				61.15		
24	2019-20			Boys' Education Complex (CCD)				61.15		
25	2019-20		Education	Girls' Education Complex						
26	2019-20			Building repair & maintenance of Girls' Education Complex (DA)	Nandiniguda	1	1 No	2.00	2.00	250

Year	Sector / Sub-Sector	Annual Works Proposed (along with rates)	Name of Village/Hamlet whether the proposed works is to be undertaken	Quantity (where applicable eg. Housing roads etc.)	Unit	Rate per Unit	Financial Target (Rs. In Lakhs)	No. of PVTG Be (Male and F separately when	
								Male	Female
27	2019-20	Building repair & maintenance of Girls' Education Complex	Nandiniguda	1	1 No	0.36	0.36		250
28	2019-20	Maintenance Allowance including mess charges (DA)	Nandiniguda	250	1 No	0.010	2.50		250
29	2019-20	Maintenance Allowance including mess charges	Nandiniguda	250	1 No	0.075	18.75		250
30	2019-20	Provision of three pairs of dress to about 250 students Girls' Edu. Complex (DA)	Nandiniguda	250	3 No	0.003	0.75		250
31	2019-20	Provision of three pairs of dress to about 250 students Girls' Edu. Complex	Nandiniguda	250	3 No	0.009	2.25		250
32	2019-20	Cash stipend for availing tuition / coaching per Primary Students (DA)	Nandiniguda	150	1 No	0.010	1.50		150
33	2019-20	Cash stipend for availing tuition / coaching per Upper Primary Students (DA)	Nandiniguda	100	1 No	0.020	2.00		100
34	2019-20	Supply of reading writing, games and sports materials ' Educaton Complex	Nandiniguda	250	1 No	0.006	1.50		250
35	2019-20	Supply of reading writing, games and sports materials in Girls' Educaton Complex(DA)	Nandiniguda	250	1 No	0.006	1.50		250
36	2019-20	Examination fees (DA)	Nandiniguda	250	1 No	0.0005	0.125		250
37	2019-20	Examination fees	Nandiniguda	250	1 No	0.0005	0.125		250
38	2019-20	Honorarium for full time teacher (DA)	Nandiniguda	11	1 No	0.312	3.432		
39	2019-20	Honorarium for full time teacher	Nandiniguda	11	1 No	0.60	6.60		
40	2019-20	Honorarium for Accountant (DA)	Nandiniguda	1	1 No	0.42	0.42		
41	2019-20	Honorarium for Accountant	Nandiniguda	1	1 No	0.42	0.42		
42	2019-20	Honorarium for Watchmen (DA)	Nandiniguda	1	1 No	0.5376	0.538		
43	2019-20	Honorarium for Watchmen	Nandiniguda	1	1 No	0.156	0.156		
44	2019-20	Honorarium for Sweeper (DA)	Nandiniguda	2	1 No	0.5376	1.075		
45	2019-20	Honorarium for Sweeper	Nandiniguda	2	1 No	0.156	0.312		
46	2019-20	Honorarium for Peon (DA)	Nandiniguda	2	1 No	0.5136	1.027		
47	2019-20	Honorarium for Peon	Nandiniguda	2	1 No	0.18	0.36		
48	2019-20	Honorarium for Cooks (DA)	Nandiniguda	5	1 No	0.5136	2.568		
49	2019-20	Honorarium for Cooks	Nandiniguda	5	1 No	0.180	0.90		
50	2019-20	Vocational / Skill Development Training	Nandiniguda	250	1 No	0.004	1.00		250
51	2019-20	Electricity and Water chrges	Nandiniguda	1	1 No	0.60	0.60		250
52	2019-20	Electricity and Water chrges (DA)	Nandiniguda	1	1 No	1.20	1.20		250
53	2019-20	Medical Care/ Contingency (DA)	Nandiniguda	1	1 No	0.90	0.90		250
54	2019-20	Medical Care/ Contingency	Nandiniguda	1	1 No	1.875	1.875		250

Year	Sector / Sub-Sector	Annual Works Proposed (along with rates)	Name of Village/Hamlet whether the proposed works is to be undertaken	Quantity (where applicable eg. Housing roads etc.)	Unit	Rate per Unit	Financial Target (Rs. In Lakhs)	No. of PVTG Be (Male and F separately when		
								Male	Female	
55	2019-20	Health care (Hospitalization, visit of doctors, annual health check up etc) (DA)	Nandiniguda	1	1 No	0.60	0.60		250	
56	2019-20	Health care (Hospitalization, visit of doctors, annual health check up etc)	Nandiniguda	1	1 No	1.25	1.25		250	
57	2019-20	Miscellaneous including toiletries etc (DA)	Nandiniguda	150	1 No	0.002	0.30		150	
58	2019-20	Miscellaneous including toiletries etc (DA)	Nandiniguda	100	1 No	0.0026	0.26		100	
59	2019-20	PTA/ Sports Function/ Cultural function	Nandiniguda	250	1 No	0.0015	0.375		250	
60	2019-20	Tour / Campus (DA)	Nandiniguda	250	1 No	0.02	5.00		250	
61	2019-20	Incentives to each girl student to meet their day to day requirement	Nandiniguda	250	1 No	0.012	3.00		250	
62	2019-20		Sub Total				67.53			
63	2019-20		Girls' Education Complex (CCD)				27.70			
64	2019-20	Education	Gyana Mandir							
65	2019-20	Provision for supply of reading & writing materials	7 Villages	7	1 No	0.30	2.10			
66	2019-20	Maintenance of Gyan Mandir	7 Villages	7	1 No	2.00	14.00			
67	2019-20		Sub Total				16.10			
68	2019-20		Gyan Mandir(CCD)				16.10			
69	2019-20		Education Sub Total				144.78			
70	2019-20		Education (CCD)				104.94			
71	2019-20	Heath & Nutrition	Organisation of Health camp	30 Nos	37	1 No	0.30	11.10		
72	2019-20		Supply of medicines, diet and reimbrusment of medicines(including) Auyurvedic consoltancy	All Villages	1	1 No	5.30	5.30		
73	2019-20		Transportation of serious, wounded patients for treatment	All Villages	1	1 No	5.00	4.50		
74	2019-20		Organisation of Special T.B identification camp / eye camp.	All Villages	1	1 Nos	1.00	1.00		
75	2019-20		Maintanance of Ambulance	Nilapari	1	1 No	3.00	3.00		
76	2019-20		Herbal Garden	2 Villages	3	1 No	1.00	3.00		
77	2019-20		Remuneration of Ambulance Driver	All Villages	1	1 No	1.00	1.00		
78	2019-20		Reprinting of Sickle Cell School Health Card	All Villages	1	100	0.4	0.44		

Year	Sector / Sub-Sector	Annual Works Proposed (along with rates)	Name of Village/Hamlet whether the proposed works is to be undertaken	Quantity (where applicable eg. Housing roads etc.)	Unit	Rate per Unit	Financial Target (Rs. In Lakhs)	No. of PVTG Be (Male and F separately wher	
								Male	Female
79		Development of habitat clearing of village surrounding, drainage system, compost pit, improvement of street/ footpath (Bush cutting)	30 Villages	37	1 No	0.50	18.50		
80		Monthly Review of Micro Projects by the Collector	All Villages	12	12	0.005	0.06		
81		Yearly Sickle Cell Screening of all children (0-14Years)	All Villages	200	200	0.001	0.20		
82		Project level Training of Officials and Field Functionaries (Health & ICDS, SC & STs) Women SHGs on improving Women's Nutrition (SWABHIMAAN) -2 days	All Villages	25	25	0.008	0.20		
83		Half Yearly Third Party Monitoring of Key PVTG Development Indicators , Sharing of findings and action plan finalisation	All Villages		LS	LS	0.50		
84		Project level Refresher Training on Innovative IPC tools for Improving infant & Young child Feeding Practices (Orientation of Front Line Workers on Counselling techniques and child Feeding Practices). - 2 days	All Villages	30	30	0.008	0.24		
85			Sub Total				49.04		
86			Health(CCD)				48.04		
87		Drinking water & Sanitation	Well	Purunagumma	1	1	1.00	1.00	
88			Well	Kodigandh	1	1	1.00	1.00	
89			Well	Ramaguda	1	1	1.00	1.00	
90			Well	Disariguda	1	1	1.00	1.00	
91			Pipe water	Kodigandhi	1	1	4.00	4.00	
92			Pipe water	Ramaguda	1	1	4.00	4.00	
93			Pipe water	Disariguda	1	1	4.00	4.00	
94			Cistern	Purunagumma	1	1	1.00	1.00	
95			Cistern	Kodigandhi	1	1	1.00	1.00	
96			Cistern	Ramaguda	1	1	1.00	1.00	
97			Cistern	Khajuriguda	1	1	1.00	1.00	
98			River Stream	Khajuriguda	1	1	1.00	1.00	
99			River Stream	Disariguda	1	1	1.00	1.00	
100			Cistern	Ghisghbeda	2	1	1.00	2.00	

Year	Sector / Sub-Sector	Annual Works Proposed (along with rates)	Name of Village/Hamlet whether the proposed works is to be undertaken	Quantity (where applicable eg. Housing roads etc.)	Unit	Rate per Unit	Financial Target (Rs. In Lakhs)	No. of PVTG Be (Male and F separately wher			
								Male	Female		
101	2019-20		Cistern	Disariguda	1	1	1.00	1.00			
102	2019-20		Tube well	Bataguda	1	1	1.25	1.25			
103	2019-20		Cross band	Disariguda	1	1	0.50	0.50			
104	2019-20		Cross band	Khajuriguda	1	1	0.50	0.50			
105	2019-20		Cross band	Ramaguda	1	1	0.50	0.50			
106	2019-20		Cross band	Kodigandhi	1	1	0.50	0.50			
107	2019-20		Tube well	Purunagumma	1	1	1	1.00			
108	2019-20		Tube well	Kodigandhui	1	1	1.25	1.25			
109	2019-20		Tube well	Ramaguda	1	1	1.25	1.25			
110	2019-20		Tube well	Khajuriguda	1	1	1.25	1.25			
111	2019-20		Tube well	Ghisinghbeda	1	1	1.25	1.25			
112	2019-20		Tube well	Disariguda	1	1	1.25	1.25			
113	2019-20		Tank pond	Purunagumma	1	1	5.00	5.00			
114	2019-20		Tank pond	Kodigandhi	1	1	5.00	5.00			
115	2019-20		Tank pond	Ramaguda	1	1	5.00	5.00			
116	2019-20		Tank pond	Khajuriguda	1	1	5.00	5.00			
117	2019-20		Tank pond	Ghisinghbeda	1	1	5.00	5.00			
118	2019-20		Tank pond	Disariguda	1	1	5.00	5.00			
119	2019-20			Sub Total				65.50			
120	2019-20			Drinking Water & Sanitation(CCD)				0.00			
121	2019-20	Infrastructure	Connectivity	Completion of CC road	Disariguda	2	100 mtr	5.00	10.00		
122	2019-20			Metal Murum Road	Disariguda	1	1 No	8.00	8.00		
123	2019-20			Metal Murum Road	Khajuriguda	1	1 No	8.00	8.00		
124	2019-20			Footpath Road	Khajuriguda	2	1 No	2.00	4.00		
125	2019-20			Water way	Khajuriguda	1	1 No	2.00	2.00		
126	2019-20			Guardwall	Khajuriguda	0.95	1 No	4.50	4.28		
127	2019-20			Metal Murum road	Ramaguda	0.5	1 No	8.00	4.00		
128	2019-20			Footpath Road	Ramaguda	1	1 No	2.00	2.00		
129	2019-20			Water way	Ramaguda	0.5	1 No	2.00	1.00		
130	2019-20			Culverts	Ramaguda	1	1 No	5.00	5.00		
131	2019-20			Guardwall	Ghisinghbeda	0.95	1 No	4.50	4.28		
132	2019-20			Guardwall	Kodigandhi	0.95	1 No	4.50	4.28		
133	2019-20			Guardwall	Ramaguda	0.95	1 No	4.50	4.28		
134	2019-20			Plat form infront of house	All Didayi Villages	50	1 No	0.10	5.00		

Year	Sector / Sub-Sector	Annual Works Proposed (along with rates)	Name of Village/Hamlet whether the proposed works is to be undertaken	Quantity (where applicable eg. Housing roads etc.)	Unit	Rate per Unit	Financial Target (Rs. In Lakhs)	No. of PVTG Be (Male and F separately wher	
								Male	Female
135	2019-20	Completion of CC road	Bataguda	2	100 mtr	5.00	10.00		
136	2019-20	Metal Murum Road	Kodigandhi	1	1 No	8.00	8.00		
137	2019-20	Culverts	Bataguda	1	1 No	3.50	3.50		
138	2019-20	Footpath Road	Bataguda	1	1 No	2.00	2.00		
139	2019-20	Water way	Kodigandhi	1	1 No	2.00	2.00		
140	2019-20	Culverts	Kodigandhi	1	1 No	3.50	3.50		
141	2019-20	Culverts	Disariguda	1	1 No	5.00	5.00		
142	2019-20	Connectivity Metal Murum Road	Ghisingbeda	1	1 No	8.00	8.00		
143	2019-20	Ghat cutting	Ghisingbeda	1	1 No	1.00	1.00		
144	2019-20	Guardwall	Disariguda	0.95	1 No	4.50	4.28		
145	2019-20	Completion CC road	Ghisingbeda	2	100 mtr	5.00	10.00		
146	2019-20	Footpath Road	Disariguda	3	1 No	2.00	6.00		
147	2019-20	Bridge	Disariguda	2	1 No	7.50	15.00		
148	2019-20	Water way	Ghisingbeda	2	1 No	2.00	4.00		
149	2019-20	Completion of CC road	Ramaguda	3	100 mtr	5.00	15.00		
150	2019-20	Bridge	Ramaguda	1	1 No	15.00	15.00		
151	2019-20	Completion of CC road	Kodigandhi	6	100 mtr	5.00	30.00		
152	2019-20	Bridge	Kodigandhi	1	1 No	7.50	7.50		
153	2019-20	Completion of CC road	Purunagumma	4	100 mtr	5.00	20.00		
154	2019-20	Culverts	Khajuriguda	1	1 No	5.00	5.00		
155	2019-20	Culverts	Ghisingbeda	2	1 No	5.00	10.00		
156	2019-20	Bridge	Ghisingbeda	1	1 No	7.50	7.50		
157	2019-20	Completion of CC road	Khajuriguda	8	100 mtr	5.00	40.00		
158	2019-20	Bridge	Khajuriguda	1	1 No	10.00	10.00		
159	2019-20	Culverts	Purunagumma	1	1 No	5.00	5.00		
160	2019-20	Bridge	Purunagumma	1	1 No	7.50	7.50		
161	2019-20	Guardwall	Purunagumma	0.95	1 No	4.50	4.28		
162	2019-20	Metal Murum Road	Bataguda	3	1 No	8.00	24.00		
163	2019-20	Bridge	Bataguda	1	1 No	7.50	7.50		
164	2019-20	Guardwall	Bataguda	0.95	1 No	4.50	4.28		

Year	Sector / Sub-Sector	Annual Works Proposed (along with rates)	Name of Village/Hamlet whether the proposed works is to be undertaken	Quantity (where applicable eg. Housing roads etc.)	Unit	Rate per Unit	Financial Target (Rs. In Lakhs)	No. of PVTG Be (Male and F separately when		
								Male	Female	
165	2019-20	Connectivity ,link road and culvert,Drain,Guard wall	All Didayi Villages	1	1 No	5.00	5.00			
166	2019-20	Connectivity ,link road and culvert,Drain,Guard wall	All Didayi Villages	1	1 No	5.00	5.00			
167	2019-20			Sub Total			370.93			
168	2019-20			Connectivity(CCD)			87.600			
169	2019-20	Housing	Const. of community Center	Totaguda/Bataguda/Dhakodpadar/Kantamanjuri/Angurguda/Arlingpada	6	1 No	6.20	37.20		
170	2019-20		IAY house	Amlibeda	26	1 No	1.04	27.04		
171	2019-20		IAY house	Dhakodpadar	22	1 No	1.04	22.88		
172	2019-20		IAY house	Sanyasiguda	3	1 No	1.04	3.12		
173	2019-20		IAY house	Arlingpada	4	1 No	1.04	4.16		
174	2019-20		IAY house	Muduliguda	26	1 No	1.04	27.04		
175	2019-20		IAY house	Oringi	55	1 No	1.04	57.20		
176	2019-20		IAY house	Kantamanjuri	5	1 No	1.04	5.20		
177	2019-20		Creation of infrastructure	Didayi village	7	1 No	1.00	7.00		
178	2019-20			Sub Total			190.84			
179	2019-20			Housing (CCD)			37.20			
180	2019-20	Electrification	Solarlight (Street light)	Bataguda	3	1 No	1.00	3.00		
181	2019-20		House light	Bataguda	278	1 No	0.05	13.90		
182	2019-20		Solarlight (Street light)	Purunagumma	3	1 No	1.00	3.00		
183	2019-20		Solarlight (Street light)	Kodigandhi	2	1 No	1.00	2.00		
184	2019-20		Solarlight (Street light)	Ramaguda	2	1 No	0.50	1.00		
185	2019-20		Solarlight (Street light)	Khajuriguda	5	1 No	0.50	2.50		
186	2019-20		Solarlight (Street light)	Ghisnighbeda	5	1 No	0.5	2.50		
187	2019-20		Solarlight (Street light)	Disariguda	3	1 No	0.3	0.90		
188	2019-20			Sub Total			28.80			
189	2019-20			Electrification(CCD)			28.80			
190	2019-20	Sustainable Livelihood Project	Irrigation	Drain	Arlingpada	2	1 No	5.00	10.00	
191	2019-20			Construction of community tank	DDA Area	12	1 No	6.00	72.00	
192	2019-20			Construction of field canal at 5 nos of village	Tikarapada A ,karkaguda,Gandhi	5	1 No	5.00	25.00	
193	2019-20		Drain	Ndimanjuri	1.5	1 No	5.00	7.50		

Year	Sector / Sub-Sector	Annual Works Proposed (along with rates)	Name of Village/Hamlet whether the proposed works is to be undertaken	Quantity (where applicable eg. Housing roads etc.)	Unit	Rate per Unit	Financial Target (Rs. In Lakhs)	No. of PVTG Be (Male and F separately when		
								Male	Female	
194	2019-20	Drain	Kantamanjuri	1.5	1 No	5.00	7.50			
195	2019-20		Sub Total				122.00			
196	2019-20		Irrigation(CCD)				122.00			
197	2019-20	Agriculture	Supply of Niger,Groundnut,Black gram,Ragi	Kantamanjuri	20	1 No	0.01	0.10		
198	2019-20			Arlingpada	35	1 No	0.01	0.18		
199	2019-20			Sanyasiguda	35	1 No	0.01	0.18		
200	2019-20			Dhakodpadar	40	1 No	0.01	0.20		
201	2019-20			Amlibeda	40	1 No	0.01	0.20		
202	2019-20			Supply of Agricultural Equipments	Kantamanjuri	2	1 No	0.10	0.20	
203	2019-20	Supply of Agricultural Equipments	Arlingpada	4	1 No	0.10	0.40			
204	2019-20	Supply of Agricultural Equipments	Sanyasiguda	4	1 No	0.10	0.40			
205	2019-20	Agriculture	Supply of Agricultural Equipments	Dhakodpadar	23	1 No	0.10	2.30		
206	2019-20		Supply of Agricultural Equipments	Amlibeda	35	1 No	0.10	3.50		
207	2019-20		PaIr of Bullock	Kantamanjuri	10	1 No	0.30	3.00		
208	2019-20		PaIr of Bullock	Orringi	7	1 No	0.30	2.10		
209	2019-20		PaIr of Bullock	Muduliguda-A	13	1 No	0.30	3.90		
210	2019-20		PaIr of Bullock	Sanyasiguda	2	1 No	0.30	0.60		
211	2019-20		PaIr of Bullock	Dhakodpadar	12	1 No	0.30	3.60		
212	2019-20		PaIr of Bullock	Amlibeda	11	1 No	0.30	3.30		
213	2019-20		Agricultural Activities	All Didayi Villages	1	1 No	5.00	5.00		
214	2019-20		Sub Total				29.15			
215	2019-20		Agriculture(CCD)				24.15			
216	2019-20	Horticulture	Mango plantation/Cashew plantation	All Didayi Villages	25	1Ac	0.48	12.00		
217	2019-20		Second year maintenance of Mango,cashew,banana	All Didayi Villages	20	1Ac	2.60	52.00		
218	2019-20		New plantation of Didayi area	All Didayi Villages	15	1Ac	3.50	52.50		
219	2019-20		Construction of Storage for Horticultural Products	Purugumma	10	1Ac	1.50	15.00	111	118
220	2019-20		Nursery	Bayapada ,Narigihola	5	1Ac	1.70	8.50		
221	2019-20		Sub Total				140.00			
222	2019-20		Horticulture(CCD)				140.00			
223	2019-20	Animal Husbandry	Animal Health Camp	9 villages	9	1 No	0.10	0.90		
224	2019-20		Supply of Net & Boat	Dhakodpadar	18	1 No	0.40	7.20		

Year	Sector / Sub-Sector	Annual Works Proposed (along with rates)	Name of Village/Hamlet whether the proposed works is to be undertaken	Quantity (where applicable eg. Housing roads etc.)	Unit	Rate per Unit	Financial Target (Rs. In Lakhs)	No. of PVTG Be (Male and F separately when		
								Male	Female	
225	2019-20	Goatery	Kantamanjuri	4	1 No	0.02	0.08			
226	2019-20	Supply of Net & Boat	Arlingpada	6	1 No	0.40	2.40			
227	2019-20	Supply of Net & Boat	Sanyasiguda	5	1 No	0.40	2.00			
228	2019-20	Goatery	Amlibeda	13	1 No	0.25	3.25			
229	2019-20	Poultry	Sanyasiguda	2	1 No	0.6500	1.30			
230	2019-20	Goatery	Sanyasiguda	4	1 No	0.02	0.08			
231	2019-20	Goatery	Muduliguda -A`	25	1 No	0.02	0.50			
232	2019-20	Goatery	Oringi	10	1 No	0.02	0.20			
233	2019-20	Net and boat	Kantamanjuri	10	1 No	0.40	4.00			
234	2019-20	Poultry farm	Kantamanjuri	1	1 No	10.00	10.00			
235	2019-20		Sub Total					31.91		
236	2019-20		Animal Husbandry (CCD)					21.91		
237	2019-20	S.H.G Development	Subsidy to 04 Nos of SHG for Business loan	04 Nos of SHG	5	1 No	1.1	5.50		
238	2019-20		SHG Building at Karkaguda	1 No of SHG	1	1 No	5	5.00		
239	2019-20		Assistance to SHGs	04 SHGs	4	1 No	1.1	4.40		
240	2019-20		Skill Development Training	to PVTG	1	1 No	5	5.00		
241	2019-20		Sub Total					19.90		
242	2019-20		SHG Development(CCD)					10.50		
243	2019-20		Ghat cutting	Tikarapada-B	6	1 No	1.00	6.00		
244	2019-20		Ghat cutting	Naringjhol	1	1 No	1.00	1.00		
245	2019-20		Ghat cutting	Orapadar	2	1 No	1.00	2.00		
246	2019-20		Ghat cutting	Ramaguda	2	1 No	1.00	2.00		
247	2019-20		Ghat cutting	Kodigandhui	2	1 No	1.00	2.00		
248	2019-20	Land Development	Ghat cutting	Sanuyasiguda	3	1 No	1.00	3.00		
249	2019-20		land development with Both side stone packing	Tikarapada a,Karkaguda,Tot aguda,Dabuguda ,Kantamanjuri,Gising beda	20	1 No	0.90	18.00		
250	2019-20		Ghat cutting	Totaguda	1	1 No	1.00	1.00		
251	2019-20		Sub Total					35.00		
252	2019-20		Land Development(CCD)					35.00		

Year	Sector / Sub-Sector	Annual Works Proposed (along with rates)	Name of Village/Hamlet whether the proposed works is to be undertaken	Quantity (where applicable eg. Housing roads etc.)	Unit	Rate per Unit	Financial Target (Rs. In Lakhs)	No. of PVTG Be (Male and F separately when		
								Male	Female	
253	2019-20	Market Link	Construction of Market Pindi	Ramaguda	1	1 No	4.5	4.50		
254	2019-20		Construction of Market Pindi	Orapadar	1	1 No	4	4.00		
255	2019-20		Construction of rural Hat	Nilapari	1	1 No	5	5.00		
256	2019-20			Sub Total				13.50		
257	2019-20			Market Link(CCD)				8.50		
258	2019-20	Social Security	Renewal of JBY	All PVTG Villages	500	1 No	0.01	2.50		
259	2019-20		Health Insurance	All PVTG Villages	1828	1 No	0.001	1.83		
260	2019-20		Natural Calamity	All PVTG Villages	1	1 No	12.48	12.48		
261	2019-20			Sub Total				16.81		
262	2019-20			Social Security (CCD)				16.81		
263	2019-20	Capacity Building & Skill Training	Selection of youth for training under Mobile,Tailoring, Broom Making, Masonry and Computer Operation	Reputed ITI Training Center			15.97	15.97		
264	2019-20			Sub Total				15.97		
265	2019-20			Capacity Building (CCD)				15.97		
266	2019-20	Conservation of Culture	Community Centre	All PVTG Villages	1	1 No	35.00	35.00	3663	3987
267	2019-20		Maintenance and Management of Museum	Kudumulugumma	1	1 No	5.00	5.00		
268	2019-20		Assistance for cultural activities	37 Villages	1	1 No	2.50	2.50		
269	2019-20		Organisation of workshop	37 Villages	1	1 No	1.00	1.00		
270	2019-20		Construction of village entrance gates in ethnic style	2 villages	2	1 No	2.00	4.00		
271	2019-20		Exchange visit to out of State	20 Nos	1	1 No	4.00	4.00		
272	2019-20		Construction of Cultural Mandap	Totaguda	4	1 No	3.00	12.00		
273	2019-20		Conversion of MPSC as Information Centre	37 Villages	1	1 no		3.87		
274	2019-20		Sponsoring of cultural troupes for participation at District / state/ National programme	37 Villages	1	1 no	10.00	10.00		
275	2019-20		Exposure visit to other Micro Project area	37 Villages	1	1 no	2.00	2.00		

Year	Sector / Sub-Sector	Annual Works Proposed (along with rates)	Name of Village/Hamlet whether the proposed works is to be undertaken	Quantity (where applicable eg. Housing roads etc.)	Unit	Rate per Unit	Financial Target (Rs. In Lakhs)	No. of PVTG Be (Male and F separately when		
								Male	Female	
276	2019-20	Development of Tourism Site	All PVTG Villages	1	1 No	2.00	2.00			
277	2019-20		Sub Total				81.37			
278	2019-20		Conservation of Culture(CCD)				46.37			
279	2019-20	Project Management	Monitoring & Evaluation expenses	Kudumulugumma	1	1 No	5.00	10.00		
280	2019-20		Remuneration of MPWs	All Gyan Mandirs	7	1 No	0.60	4.20		
281	2019-20		Remuneration of MPWs (D.A)	All Gyan Mandirs	7	1 No	0.12	0.84		
282	2019-20		DEOs	Kudumulugumma	2	1 No	0.72	1.44		
283	2019-20		ASCO & JE	Kudumulugumma	2	1 No	1.35	2.70		
284	2019-20		Retired Peon (Group- D)	Kudumulugumma	1	1 No	0.848	0.85		
285	2019-20		Watchman (Group- D)	Kudumulugumma	2	1 No	1.096	2.19		
286	2019-20		Transportation cost of Microproject (ASCO/JE & Micro Project Staff)	Kudumulugumma	4	1 No	0.36	1.44		
287	2019-20		Sub Total				23.66			
288	2019-20		Project Management (CCD)				10.84			
289	2019-20		Grand Total				1379.15			
290	2019-20		Grand Total (CCD)				758.63			

Beneficiaries (male & female feasible)	Implementing Agency (State Govt./ UT Admn./ NGO)	Funding Source
Total		
11	12	13
250	DDA	CCD
250	DDA	CCD
250	DDA	CCD
250	DDA	CCD
250	DDA	CCD
250	DDA	CCD
250	DDA	CCD
250	DDA	CCD
8	DDA	CCD
1	DDA	CCD
5	DDA	CCD
2	DDA	CCD
2	DDA	CCD
1	DDA	CCD
200	DDA	CCD
200	DDA	CCD
200	DDA	CCD
200	DDA	CCD
200	DDA	CCD
200	DDA	CCD
200	DDA	CCD
200	DDA	CCD
200	DDA	CCD
250	DDA	CCD

Beneficiaries (Female & Feasible)	Implementing Agency (State Govt./ UT Admn./ NGO)	Funding Source
Total		
250	DDA	MOTA
250	DDA	CCD
250	DDA	MOTA
250	DDA	CCD
250	DDA	MOTA
150	DDA	CCD
100	DDA	CCD
250	DDA	MOTA
250	DDA	CCD
250	DDA	CCD
250	DDA	MOTA
11	DDA	CCD
11	DDA	MOTA
1	DDA	CCD
1	DDA	MOTA
1	DDA	CCD
1	DDA	MOTA
2	DDA	CCD
2	DDA	MOTA
2	DDA	CCD
2	DDA	MOTA
5	DDA	CCD
5	DDA	MOTA
50	DDA	MOTA
250	DDA	MOTA
250	DDA	CCD
250	DDA	CCD
250	DDA	MOTA

0

Beneficiaries (Female & Feasible)	Implementing Agency (State Govt./ UT Admn./ NGO)	Funding Source
Total		
250	DDA	CCD
250	DDA	MOTA
150	DDA	CCD
100	DDA	CCD
250	DDA	MOTA
250	DDA	CCD
250	DDA	MOTA
50	DDA	CCD
50	DDA	CCD
All Villagers	H & FW & DDA	CCD
All Villagers	H & FW & DDA	CCD
All Villagers	H & FW & DDA	CCD
Whole BDA area	H & FW & DDA	CCD
All Villagers	H & FW & DDA	CCD
All Villagers	DDA	CCD
All Villagers	H & FW & DDA	CCD
All Villagers	H & FW & DDA	CCD

Beneficiaries (Female & Feasible)	Implementing Agency (State Govt./ UT Admn./ NGO)	Funding Source
Total		
All Villagers	DDA	CCD
All Villages	Micro Project (UNICEF Supported)	(H&FW)UNICEF
All Villages	Micro Project	CCD
All Villages	Micro Project (UNICEF Supported)	(H&FW)UNICEF
All Villages	Micro Project (UNICEF Supported)	(H&FW)UNICEF
Micro Project (UNICEF Supported)	Micro Project (UNICEF Supported)	(H&FW)UNICEF
229	RWSS	RD Deptt
10	RWSS	RD Deptt
31	RWSS	RD Deptt
88	RWSS	RD Deptt
10	RWSS	RD Deptt
31	RWSS	RD Deptt
88	RWSS	RD Deptt
229	RWSS	RD Deptt
10	RWSS	RD Deptt
31	RWSS	RD Deptt
194	RWSS	RD Deptt
194	RWSS	RD Deptt
88	RWSS	RD Deptt
307	RWSS	RD Deptt

Beneficiaries (Female & Feasible)	Implementing Agency (State Govt./ UT Admn./ NGO)	Funding Source
88	RWSS	RD Deptt
146	RWSS	RD Deptt
88	RWSS	RD Deptt
194	RWSS	RD Deptt
31	RWSS	RD Deptt
10	RWSS	RD Deptt
229	RWSS	RD Deptt
10	RWSS	RD Deptt
31	RWSS	RD Deptt
194	RWSS	RD Deptt
307	RWSS	RD Deptt
88	RWSS	RD Deptt
229	RWSS	RD Deptt
10	RWSS	RD Deptt
31	RWSS	RD Deptt
194	RWSS	RD Deptt
307	RWSS	RD Deptt
88	RWSS	RD Deptt
88	DDA	CCD
88	DDA	CCD
194	DDA	CCD
194	DDA	CCD
194	DDA	CCD
194	DDA	CCD
31	DDA	CCD
31	DDA	CCD
31	DDA	CCD
31	DDA	CCD
307	DDA	CCD
10	DDA	CCD
31	DDA	CCD
50	DDA	CCD

Beneficiaries (Female & Feasible)	Implementing Agency (State Govt./ UT Admn./ NGO)	Funding Source
Total		
146	DDA	CCD
10	DDA	CCD
146	DDA	CCD
146	RD Deptt	RD Deptt
10	RD Deptt	RD Deptt
10	RD Deptt	RD Deptt
88	RD Deptt	RD Deptt
307	RD Deptt	RD Deptt
307	RD Deptt	RD Deptt
88	RD Deptt	RD Deptt
307	RD Deptt	RD Deptt
88	RD Deptt	RD Deptt
88	RD Deptt	RD Deptt
307	RD Deptt	RD Deptt
31	RD Deptt	RD Deptt
31	RD Deptt	RD Deptt
10	RD Deptt	RD Deptt
10	RD Deptt	RD Deptt
229	RD Deptt	RD Deptt
194	RD Deptt	RD Deptt
307	RD Deptt	RD Deptt
307	RD Deptt	RD Deptt
194	RD Deptt	RD Deptt
194	RD Deptt	RD Deptt
229	RD Deptt	RD Deptt
229	RD Deptt	RD Deptt
229	RD Deptt	RD Deptt
146	RD Deptt	RD Deptt
146	RD Deptt	RD Deptt
146	RD Deptt	RD Deptt


Beneficiaries (Female & Feasible)	Implementing Agency (State Govt./ UT Admn./ NGO)	Funding Source
Total		
All Didayi Villages	DDA	Articles-275-I
All Didayi Villages	DDA	SCA TO TSP
6	DDA	CCD
25	PR Deptt	PR Deptt
22	PR Deptt	PR Deptt
3	PR Deptt	PR Deptt
4	PR Deptt	PR Deptt
26	PR Deptt	PR Deptt
55	PR Deptt	PR Deptt
5	PR Deptt	PR Deptt
1	DDA	SCA to TSP
146	DDA	CCD
41	DDA	CCD
229	DDA	CCD
2	DDA	CCD
31	DDA	CCD
194	DDA	CCD
307	DDA	CCD
88	DDA	CCD
56	DDA	CCD
12	DDA	CCD
DDA Villages	DDA	CCD
93	DDA	CCD

Beneficiaries (Female & Feasible)	Implementing Agency (State Govt./ UT Admn./ NGO)	Funding Source
Total		
102	DDA	CCD
2	DDA	CCD
4	DDA	CCD
4	DDA	CCD
28	DDA	CCD
39	DDA	CCD
2	DDA	CCD
4	DDA	CCD
4	DDA	CCD
28	DDA	CCD
39	DDA	CCD
12	DDA	CCD
8	DDA	CCD
21	DDA	CCD
2	DDA	CCD
28	DDA	CCD
11	DDA	CCD
1 Household	DDA	SCA to TSP
All Didayi Villages	DDA	CCD
All Didayi Villages	DDA	CCD
All Didayi Villages	DDA	CCD
229	DDA	CCD
All Didayi Villages	DDA	CCD
	DDA	CCD
17	DDA	CCD

Beneficiaries (Female & Feasible)	Implementing Agency (State Govt./ UT Admn./ NGO)	Funding Source
Total		
4	DDA	CCD
6	DDA	CCD
4	DDA	CCD
9	DDA	CCD
2	DDA	CCD
4	DDA	CCD
25	DDA	CCD
9	DDA	CCD
10	DDA	CCD
1	DDA	SCA to TSP
All Didayi Villages	DDA	CCD
All Didayi Villages	DDA	CCD
All Didayi Villages	DDA	SCA to TSP
All Didayi Villages	DDA	SCA to TSP
183	DDA	CCD
198	DDA	CCD
375	DDA	CCD
31	DDA	CCD
10	DDA	CCD
20	DDA	CCD
20	DDA	CCD
109	DDA	CCD

Beneficiaries (Female & Feasible)	Implementing Agency (State Govt./ UT Admn./ NGO)	Funding Source
Total		
31	DDA	CCD
375	DDA	CCD
201	DDA	SCA to TSP
500	DDA	CCD
1821	DDA	CCD
All PVTG Area	DDA	CCD
All Didayi Villages	DDA	CCD
7650	ITDA	ITDA
All Didayi Villages	DDA	CCD
All Didayi Villages	DDA	CCD
All Didayi Villages	DDA	CCD
All Didayi Villages	DDA	CCD
All Didayi Villages	DDA	CCD
All Didayi Villages	DDA	CCD
109	DDA	CCD
All Didayi Villages	DDA	CCD
All Didayi Villages	DDA	CCD
All Didayi Villages	DDA	CCD

Beneficiaries (Female & Feasible)	Implementing Agency (State Govt./ UT Admn./ NGO)	Funding Source
Total		
All Didayi Villages	DDA	CCD
All 37 Villages	DDA	CCD
7	DDA	OPELIP
7	DDA	CCD
All 37 Villages	DDA	OPELIP
All 37 Villages	DDA	OPELIP
All 37 Villages	DDA	OPELIP
All 37 Villages	DDA	OPELIP
All 37 Villages	DDA	OPELIP



**PVTG-wise Annual Development Plan for the Five Year Plan
(Based on Priorities indicated in Part-VI)
(A) Year-2019-20**

(DIDAYI DEVELOPMENT AGENCY, KUDUMULUGUMMA, MALKANGIRI DISTRICT, ODISHA)

Year	Sector / Sub-Sector	Annual Works Proposed (along with rates)	Name of Village/Hamlet whether the proposed works is to be undertaken	Quantity (where applicable eg. Housing roads etc.)	Unit	Rate per Unit	Financial Target (Rs. In Lakhs)	No. of PVTG (Male and Female where fe		
								Male	Female	
1	2	3	4	5	6	7	8	9	10	
1	2020-21	Social Sector	Boys' Education Complex							
2	2020-21	Education	Building Repair and maintenance	Muduliguda	1	1	2.00	2.00	250	
3	2020-21		Maintenance Allowance including mess charges	Muduliguda	250	1	0.08	20.00	250	
4	2020-21		Provision of three pairs of dress to about 250 students in Boys' Edu. Complex	Muduliguda	250	1	0.009	2.25	250	
5	2020-21		Cash stipend for availing tuition / coaching per primary students	Muduliguda	250	1	0.012	3.00	250	
6	2020-21		Course Book, stationaries and other educational matters	Muduliguda	250	1	0.006	1.50	250	
7	2020-21		Exam Fees	Muduliguda	250	1	0.0005	0.13	250	
8	2020-21		Honorarium for full time teacher	Muduliguda	8	1	0.912	7.30		
9	2020-21		Honorarium for Accountant	Muduliguda	1	1	0.84	0.84		
10	2020-21		Honorarium for Cooks	Muduliguda	5	1	0.6936	3.47		
11	2020-21		Honorarium for Watchmen	Muduliguda	2	1	0.6936	1.39		
12	2020-21		Honorarium for Sweeper	Muduliguda	2	1	0.6936	1.39		
13	2020-21		Honorarium for Peon	Muduliguda	1	1	0.6936	0.69		
14	2020-21		Vocational/Skill development Training	Muduliguda	250	1	0.004	1.00	250	
15	2020-21		Electricity and Water Charges	Muduliguda	1	1	1.20	1.20	250	
16	2020-21		Medical Care/ Contingency	Muduliguda	250	1	0.0075	1.88	250	
17	2020-21		Health Care (Hospitalization, visit of Doctors,annual health check up etc)	Muduliguda	250	1	0.005	1.25	250	
18	2020-21		Miscellaneous including Toiletries	Muduliguda	250	1	0.006	1.50	250	
19	2020-21		PTA/ Sports Function/ Cultural function	Muduliguda	250	1	0.0015	0.38	250	
20	2020-21	Education	Tour/ Campus	Muduliguda	250	1	0.02	5.00	250	
21	2020-21		Incentives to each Boy student to meet their day to day requirement	Muduliguda	250	1	0.012	3.00	250	
22	2020-21		Water purification plant at Boys Educational Complex	Muduliguda	1	1 No	10.00	10.00	250	
23	2020-21		Supply of Dining set/ Single bed cot and other amenities	Muduliguda	1	1 No	5.00	5.00	250	

Year		Sector / Sub-Sector	Annual Works Proposed (along with rates)	Name of Village/Hamlet whether the proposed works is to be undertaken	Quantity (where applicable eg. Housing roads etc.)	Unit	Rate per Unit	Financial Target (Rs. In Lakhs)	No. of PVTG (Male and Female) where fe	
									Male	Female
24	2020-21		Construction of Additional Class room at Boys' Educational Complex,	Muduliguda	1	1 Nos	12.00	12.00	250	
25	2020-21		Beautification of Boys' Educational Comlex	Muduliguda	1	1 Nos	6.07	6.07	250	
26	2020-21		Supply of Single bed cot/ dining set /other amenities	Muduliguda	1	1 Nos	12.00	12.00	250	
27	2020-21			Sub Total				104.22		
28	2020-21			Boys' Education Complex (CCD)				69.15		
29	2020-21		Girls' Education Complex							
30	2020-21		Building repair & maintenance of Girls' Education Complex (DA)	Nandiniguda	1	1 No	1.64	1.64		250
31	2020-21		Building repair & maintenance of Girls' Education Complex	Nandiniguda	1	1 No	0.36	0.36		250
32	2020-21		Maintenance Allowance including mess charges (DA)	Nandiniguda	250	1 No	0.010	2.50		250
33	2020-21		Maintenance Allowance including mess charges	Nandiniguda	250	1 No	0.075	18.75		250
34	2020-21		Provision of three pairs of dress to about 250 students Girls' Edu. Complex (DA)	Nandiniguda	250	3 No	0.003	0.75		250
35	2020-21		Provision of three pairs of dress to about 250 students Girls' Edu. Complex	Nandiniguda	250	3 No	0.009	2.25		250
36	2020-21		Cash stipend for availing tution / coaching per primary students(DA)	Nandiniguda	150	1 No	0.010	1.50		150
37	2020-21		Cash stipend for availing tution / coaching per Upper primary students (DA)	Nandiniguda	100	1 No	0.020	2.00		100
38	2020-21		Supply of reading writing, games and sports materials ' Educaton Complex	Nandiniguda	250	1 No	0.006	1.50		250
39	2020-21		Supply of reading writing, games and sports materials in Girls' Educaton Complex(DA)	Nandiniguda	250	1 No	0.006	1.50		250
40	2020-21		Examination fees(DA)	Nandiniguda	250	1 No	0.0005	0.13		250
41	2020-21	Education	Examination fees	Nandiniguda	250	1 No	0.0005	0.13		250
42	2020-21		Honorarium for full time teacher(DA)	Nandiniguda	11	1 No	0.312	3.43		
43	2020-21		Honorarium for full time teacher	Nandiniguda	11	1 No	0.60	6.60		
44	2020-21		Honorarium for Accountant(DA)	Nandiniguda	1	1 No	0.42	0.42		
45	2020-21		Honorarium for Accountant	Nandiniguda	1	1 No	0.42	0.42		
46	2020-21		Honorarium for Watchmen(DA)	Nandiniguda	1	1 No	0.5376	0.54		
47	2020-21		Honorarium for Watchmen	Nandiniguda	1	1 No	0.156	0.16		

Year		Sector / Sub-Sector	Annual Works Proposed (along with rates)	Name of Village/Hamlet whether the proposed works is to be undertaken	Quantity (where applicable eg. Housing roads etc.)	Unit	Rate per Unit	Financial Target (Rs. In Lakhs)	No. of PVTG (Male and Female where fe		
									Male	Female	
48	2020-21		Honorarium for Sweeper(DA)	Nandiniguda	2	1 No	0.5376	1.08			
49	2020-21		Honorarium for Sweeper	Nandiniguda	2	1 No	0.156	0.31			
50	2020-21		Honorarium for Peon(DA)	Nandiniguda	2	1 No	0.5136	1.03			
51	2020-21		Honorarium for Peon	Nandiniguda	2	1 No	0.18	0.36			
52	2020-21		Honorarium for Cooks(DA)	Nandiniguda	5	1 No	0.5136	2.57			
53	2020-21		Honorarium for Cooks	Nandiniguda	5	1 No	0.180	0.90			
54	2020-21		Vocational / Skill Development Training	Nandiniguda	250	1 No	0.004	1.00		250	
55	2020-21		Electricity and Water chrges	Nandiniguda	1	1 No	0.60	0.60		250	
56	2020-21		Electricity and Water chrges(DA)	Nandiniguda	1	1 No	1.20	1.20		250	
57	2020-21	Education	Medical Care/ Contingency(DA)	Nandiniguda	1	1 No	0.90	0.90		250	
58	2020-21		Medical Care/ Contingency	Nandiniguda	1	1 No	1.875	1.88		250	
59	2020-21		Health care (Hospitalization, visit of doctors, annual health check up etc)(DA)	Nandiniguda	1	1 No	0.60	0.60		250	
60	2020-21		Health care (Hospitalization, visit of doctors, annual health check up etc)	Nandiniguda	1	1 No	1.25	1.25		250	
61	2020-21		Miscellaneous including toiletries etc (DA)	Nandiniguda	150	1 No	0.002	0.30		150	
62	2020-21		Miscellaneous including toiletries etc (DA)	Nandiniguda	100	1 No	0.0026	0.26		100	
63	2020-21		PTA/ Sports Function/ Cultural function	Nandiniguda	250	1 No	0.0015	0.38		250	
64	2020-21		Tour / Campus (DA)	Nandiniguda	250	1 No	0.02	5.00		250	
65	2020-21		Incentives to each girls students to meet their day to day requirement	Nandiniguda	250	1 No	0.012	3.00		250	
66	2020-21		Water purification plant at Boys Educational Complex (DA)	Nandiniguda	1	1 No	10.00	10.00	250		
67	2020-21		Building repair & maintenance of Girls' Education Complex	Nandiniguda	1	1 No	0.36	0.36		250	
68	2020-21		Additional Class room at Girls' Education Complex	Nandiniguda	1	1 No	10.00	10.00		250	
69	2020-21		Construction of Boundry wall at Girls' Education Complex	Nandiniguda	1	1 No	10.00	10.00		250	
70	2020-21		Construction of Staff quarter at Girls' Education Complex	Nandiniguda	1	1 No	6.93	6.93		250	
71	2020-21		Beautification of Girls' Education Comlex (DA)	Nandiniguda	1	1 Nos	4.87	4.87			
72	2020-21		Construction of Twin quarters at Girls' Education Compelx	Nandiniguda	2	1 No	7.00	14.00		250	
73	2020-21				Sub Total				123.33		

Year		Sector / Sub-Sector	Annual Works Proposed (along with rates)	Name of Village/Hamlet whether the proposed works is to be undertaken	Quantity (where applicable eg. Housing roads etc.)	Unit	Rate per Unit	Financial Target (Rs. In Lakhs)	No. of PVTG (Male and Female) where fe	
									Male	Female
74	2020-21			Girls' Education Complex (CCD)				42.21		
75	2020-21		Gyana Mandir							
76	2020-21	Education	Construction of Gyana Mandir	Barlubandha	1	1 No	7.00	7.00		50
77	2020-21			Naringijhola	1	1Nos	7.00	7.00		50
78	2020-21			Jholaguda	1	1Nos	7.00	7.00		50
79	2020-21		Provision for supply of reading & writing materials	7 Villages	7	1 No	0.26	1.82	400	
80	2020-21			Sub Total				22.82		
81	2020-21			Gyan Mandir(CCD)				22.82		
82	2020-21			Education Sub Total				250.37		
83	2020-21			Education (CCD)				134.17		
84	2020-21	Health & Nutrition	Organisation of Health camp	All Villages	37	1 Nos	0.35	12.95		
85	2020-21		Supply of medicines, diet and reimbrusment of medicines including Auyurvedic consultancy	All Villages	1	1 Nos	5.00	5.00		
86	2020-21		Maintanance of Ambulance	Nilapari	1	1 No	5.00	5.00		
87	2020-21		Mega Health Camps	Purunagumma	1	1 No	3.64	3.64		
88	2020-21		Remuneration of Ambulance Driver	All Villages	1	1 No	2.50	2.50		
89	2020-21		Organisation of Special T.B identification camp / eye camp.	All Villages	1	1 Nos	2.00	2.00		
90	2020-21		Transportation of serious, wounded patients for treatment	All Villages	1	1 Nos	5.00	5.00		
91	2020-21		Development of habitat clearing of village sourrounding, drainage system, compost pit, improvement of street/ footpath (Bush cutting)	37 villages	37	1 Nos	0.50	18.50		
92	2020-21		Yearly Sickle Cell Screening of all children (0-14Years)	37 Villages	300	1 Nos	0.001	0.20		
93	2020-21	Health & Nutrition	Project level Refresher Traning of officials and Field Functionaries (Health & ICDS, SC & STs) Women SHGs on improving Women Nutrition (SWAVIMAAN)- 2 days	37 Villages		25	0.008	0.20		

Year	Sector / Sub-Sector	Annual Works Proposed (along with rates)	Name of Village/Hamlet whether the proposed works is to be undertaken	Quantity (where applicable eg. Housing roads etc.)	Unit	Rate per Unit	Financial Target (Rs. In Lakhs)	No. of PVTG (Male and Female where fe		
								Male	Female	
94	2020-21	Monthly Review of Micro Projects by the Collector	37 Villages		12	0.005	0.06			
95	2020-21	Half Yearly Third Party Monitoring of Key Programme Indicators , Sharing of findings and action plan finalisation	37 Villages		LS	LS	0.50			
96	2020-21	Reprinting of Sickle Cell School Health Card	37 Villages		100		0.44			
97	2020-21			Sub Total				55.99		
98	2020-21			Health & Nutrition (CCD)				54.59		
99	2020-21	Drinking water & Sanitation	Well	Barlubandha	1	1 No	1.00	1.00		
100	2020-21		Well	Chilipadar	1	1 No	1.00	1.00		
101	2020-21		Well	Jholaguda	1	1 No	1.00	1.00		
102	2020-21		Well	karkaguda	1	1 No	1.00	1.00		
103	2020-21		Well	Orapadar	1	1 No	1.00	1.00		
104	2020-21		Well	Sanyasiguda	1	1 No	1.00	1.00		
105	2020-21		Pipe Water	Barlubandha	1	1 No	5.00	5.00		
106	2020-21		Pipe Water	Cilipadar	1	1 No	5.00	5.00		
107	2020-21		Pipe Water	Tikarapada-B	1	1 No	5.00	5.00		
108	2020-21		Pipe Water	Karkaguda	1	1 No	5.00	5.00		
109	2020-21		Pipe Water	Orapadar	1	1 No	5.00	5.00		
110	2020-21		Pipe Water	Sanyasiguda	1	1 No	5.00	5.00		
111	2020-21		Cristen	Barlubandha	1	1 No	1.00	1.00		
112	2020-21		Cistern	Chilipadar	1	1 No	1.00	1.00		
113	2020-21		Cistern	Naringijhola	1	1 No	1.00	1.00		
114	2020-21		Cistern	Jholaguda	1	1 No	1.00	1.00		
115	2020-21		Cistern	Tikarapada-	1	1 No	1.00	1.00		
116	2020-21		Cistern	Karkaguda	1	1 No	1.00	1.00		
117	2020-21		Cistern	Orapadar	1	1 No	1.00	1.00		
118	2020-21		Cistern	Sanyasiguda	1	1 No	1.00	1.00		
119	2020-21		Tube well	barluybandha	1	1 No	1.25	1.25		
120	2020-21		Tube well	Chilipadar	1	1 No	1.25	1.25		
121	2020-21		Tube well	Sanyasiguda	1	1 No	1.25	1.25		

Year	Sector / Sub-Sector	Annual Works Proposed (along with rates)	Name of Village/Hamlet whether the proposed works is to be undertaken	Quantity (where applicable eg. Housing roads etc.)	Unit	Rate per Unit	Financial Target (Rs. In Lakhs)	No. of PVTG (Male and Female where fe		
								Male	Female	
122	2020-21		Tube well	naringijhola	1	1 No	1.25	1.25		
123	2020-21		Tube well	Jholaguda	1	1 No	1.25	1.25		
124	2020-21		Tube well	Tikrapada-B	1	1 No	1.25	1.25		
125	2020-21		Tube well	Karkaguda	1	1 No	1.25	1.25		
126	2020-21		Tube well	Orapadar	1	1 No	1.25	1.25		
127	2020-21		Tank pond	Chilipadar	1	1 No	5.00	5.00		
128	2020-21		Tank pond	Orapadar	1	1 No	5.00	5.00		
129	2020-21		Tank pond	Sanyasiguda	1	1 No	5.00	5.00		
130	2020-21		Tank pond	Tikrapada-B	1	1 No	5.00	5.00		
131	2020-21		Tank pond	Jholaguda	1	1 No	5.00	5.00		
132	2020-21		River way	Barlubandha	1	1 No	1.00	1.00		
133	2020-21		River way	Naringijhola	1	1 No	1.00	1.00		
134	2020-21		River way	Chilipadar	1	1 No	1.00	1.00		
135	2020-21		River way	Sanyasiguda	1	1 No	1.00	1.00		
136	2020-21		River way	Orapadar	1	1 No	1.00	1.00		
137	2020-21		River way	Jholaguda	2	1 No	1.00	2.00		
138	2020-21			Sub Total				86.00		
139	2020-21			Drinking Water(CCD)				0.00		
140	2020-21	Infrastrature	Completion of Incomplete CC road	Barlubandha	4	100 mtr	5.00	20.00		
141	2020-21		Guardwall	Barlubandha	1.5	100 mtr	4.50	6.75		
142	2020-21		Guardwall	Orapadar	1.5	1 No	4.50	6.75		
143	2020-21		Water way	Karkaguda	1	1 No	2.00	2.00		
144	2020-21		Culverts	Karkaguda	1	1 No	5.00	5.00		
145	2020-21		Completion of Incomplete CC road	Karkaguda	2	100 mtr	5.00	10.00		
146	2020-21		Metal Murum road	Karkaguda	1	1 No	8.00	8.00		
147	2020-21		Metal Murum road	Orapadar	1	1 No	8.00	8.00		
148	2020-21		Water way	Orapadar	1	1 No	2.00	2.00		
149	2020-21		Culverts	Orapadar	1	1 No	5.00	5.00		
150	2020-21		Guardwall	Tikrapada-B	3	100 mtr	4.50	13.50		
151	2020-21		Completion of Incomplete CC road	Jholaguda	6	100 mtr	5.00	30.00		

Year	Sector / Sub-Sector	Annual Works Proposed (along with rates)	Name of Village/Hamlet whether the proposed works is to be undertaken	Quantity (where applicable eg. Housing roads etc.)	Unit	Rate per Unit	Financial Target (Rs. In Lakhs)	No. of PVTG (Male and Female where fe	
								Male	Female
152	2020-21	Phutpath	Jholaguda	1	1 No	3.00	3.00		
153	2020-21	Culverts	Jholaguda	1	1 No	5.00	5.00		
154	2020-21	Bridge	Jholaguda	1	1 No	3.50	3.50		
155	2020-21	Guardwallas	Jholaguda	1	100 mtr	4.50	4.50		
156	2020-21	Metal Murum road	Naringijhola	4	100 mtr	8.00	32.00		
157	2020-21	Footpath road	Naringijhola	1	1 No	2.00	2.00		
158	2020-21	Completion of Incomplete CC road	Tikarapada-B	6	100 mtr	5.00	30.00		
159	2020-21	Completion of Incomplete CC road	Sanyasiguda	2	100 mtr	5.00	10.00		
160	2020-21	Metal Murum Road	Sanyasiguda	3	100 mtr	8.00	24.00		
161	2020-21	Water way	Sanyasiguda	1	1 No	1.00	1.00		
162	2020-21	Guardwall	Naringijhola	1	1 No	4.50	4.50		
163	2020-21	Completion of Incomplete CC road	Chilipadar	2	100 mtr	5.00	10.00		
164	2020-21	Completion of Incomplete CC road	Orapadar	3	100 mtr	5.00	15.00		
165	2020-21	Culverts	Tikarapada-B	1	1 No	3.50	3.50		
166	2020-21	Culverts	Sanyasiguda	1	1 No	3.50	3.50		
167	2020-21	Platform in front of house	All DDA Villages	50	1 No	0.10	5.00		
168	2020-21	Culverts	Chilipadar	1	1 No	5.00	5.00		
169	2020-21	Culverts	Barlubandha	1	1 No	3.50	3.50		
170	2020-21	Metal Murum road	Barlubandha	2	100 mtr	8.00	16.00		
171	2020-21	Guard walls	Sanyasiguda	0.95	1 No	4.50	4.28		
172	2020-21	Bridge	Orapadar	1	1 No	7.50	7.50		
173	2020-21	Bridge	Barlubandha	1	1 No	7.50	7.50		
174	2020-21	Connectivity	Footpath road	5	1 No	1.00	5.00		
175	2020-21		Bridge	1	1 No	7.50	7.50		
176	2020-21		Footpath Road	3	1 No	1.00	3.00		
177	2020-21		Bridge	1	1 No	20.00	20.00		
178	2020-21		Guardwall	0.95	1 No	4.50	4.28		

Year	Sector / Sub-Sector	Annual Works Proposed (along with rates)	Name of Village/Hamlet whether the proposed works is to be undertaken	Quantity (where applicable eg. Housing roads etc.)	Unit	Rate per Unit	Financial Target (Rs. In Lakhs)	No. of PVTG (Male and Female where fe		
								Male	Female	
179		Metal Murum road	Tikarapada-B	2	100 mtr	8.00	16.00			
180		Footpath Road	Tikarapada-B	3	1 No	1.00	3.00			
181		Bridge	Tikarapada-B	1	1 No	10.00	10.00			
182		Connectivity	Completion of Incomplete CC road	Naringijhola	3	100 mtr	5.00	15.00		
183			Culverts	Naringijhola	1	1 No	5.00	5.00		
184			Bridge	Naringijhola	1	1 No	10.00	10.00		
185			Pichu road	Chilipadar	2	1 No	8.00	16.00		
186			Bridge	Chilipadar	1	1 No	7.50	7.50		
187			Guard wall	Chilipadar	0.95	1 No	4.50	4.28		
188			Communication including Road/Bridge and CD Works	All DDA Villages	1	1 No	5.00	5.00		
189			Sub Total					448.83		
190			Connectivity(CCD)					90.25		
191		Housing	IAY house	karkaguda	7	1 No	1.00	7.00		
192			IAY house	Bamring	13	1 No	1.00	13.00		
193			IAY house	Disariguda	6	1 No	1.00	6.00		
194			IAY house	Orapadar	13	1 No	1.00	13.00		
195			Repair of community center	15 Nos	15	1 No	2.00	30.00		
196			Repair of AWC Center in PVTG Area	7	7	1 No	1.50	10.50		
197			Sub Total					79.50		
198			Housing(CCD)					40.50		
199			Solar light (Street light)	Chilipadar	6	1 No	0.40	2.40		
200			House light	Chilipadar	70	1 No	0.05	3.50		
201			Solar light (Street light)	Naringijhola	6	1 No	0.40	2.40		
202			House light	Naringijhola	70	1 No	0.05	3.50		
203			Solar light (Street light)	Jholaguda	6	1 No	0.40	2.40		
204			House light	Jholaguda	50	1 No	0.05	2.50		
205			Solar light (Street light)	Tikarapada-B	6	1 No	0.40	2.40		
206			House light	Tikarapada-B	60	1 No	0.05	3.00		
207		Electrification	Solar light (Street light)	Karkaguda	1	1 No	0.30	0.30		
208			Solar light (Street light)	Orapadar	6	1 No	0.3	1.80		
209			Solar light (Street light)	Sanyasiguda	10	1 No	0.3	3.00		
210			Solar light (Street light)	Barlubandha	3	1 No	1	3.00		

Year	Sector / Sub-Sector	Annual Works Proposed (along with rates)	Name of Village/Hamlet whether the proposed works is to be undertaken	Quantity (where applicable eg. Housing roads etc.)	Unit	Rate per Unit	Financial Target (Rs. In Lakhs)	No. of PVTG (Male and Female where fe		
								Male	Female	
211	2020-21		House light	Barlubandha	41	1 No	0.05	2.05		
212	2020-21				Sub Total			32.25		
213	2020-21				Electrification(CCD)			32.25		
214	2020-21	Sustainable Livelihood	Irrigation	CC Drain	tabaru	4	1 No	5.00	20.00	
215	2020-21			CC Drain	Dabuguda	3.5	1 No	5.00	17.50	
216	2020-21			CC Drain	maribeda	2.5	1 No	2.00	5.00	
217	2020-21			Construction of diverse work with field chanal at Jantri	55Mtrs	1	1 No	45.00	45.00	
218	2020-21			Repair of Irrigation channel at Oringi	Oringi	1	1 No	5.00	5.00	
219	2020-21			Construction of Drain at Oringi near Sewasram	oringi	3	1 No	5.00	15.00	
220	2020-21			Construction of field chennal at Totaguda	Totaguda	1	1 No	5.00	5.00	
221	2020-21			Construction of pipe irrigation at Naringjola	Naringijhola	2	1 No	7.00	14.00	
222	2020-21			Construction of Drain at Taberu	Taberu	2	1 No	5.00	10.00	
223	2020-21				Sub Total			136.50		
224	2020-21				Irrigation(CCD)			136.50		
225	2020-21		Agriculture	Supply of Agricultural Equipments	Totaguda	7	1 No	0.10	0.70	
226	2020-21			Supply of Agricultural Equipments	Kodigandhi	2	1 No	0.10	0.20	
227	2020-21			Supply of Agricultural Equipments	Orapadar	10	1 No	0.10	1.00	
228	2020-21			Supply of Agricultural Equipments	Bamring	8	1 No	0.10	0.80	
229	2020-21			Pair of Bullock	Disariguda	12	1 No	0.30	3.60	
230	2020-21			Pair of Bullock	Kaning	10	1 No	0.30	3.00	
231	2020-21			Pair of Bullock	Orapadar	20	1 No	0.30	6.00	
232	2020-21			Pair of Bullock	Orapdar	13	1 No	0.30	3.90	
233	2020-21			Pair of Bullock	Totaguda	7	1 No	0.30	2.10	
234	2020-21			Pair of Bullock	Bamring	17	1 No	0.30	5.10	
235	2020-21			Agricultural Activities	All Villages of DDA	1	1 No	10.00	10.00	
236	2020-21				Sub Total			36.40		
237	2020-21				Agriculture(CCD)			26.40		
238	2020-21		Horticulture	Mango plantation/Cashew plantation	All Villages of Didayi	20	1 No	0.20	4.00	
239	2020-21			Maintenance of 3rd year crop Mango,Cahew,and others	All Villages of Didayi	20	1 No	0.75	15.00	

Year	Sector / Sub-Sector	Annual Works Proposed (along with rates)	Name of Village/Hamlet whether the proposed works is to be undertaken	Quantity (where applicable eg. Housing roads etc.)	Unit	Rate per Unit	Financial Target (Rs. In Lakhs)	No. of PVTG (Male and Female where fe		
								Male	Female	
240		Wadi Programme for and supply of power sprayer	All Villages of Didayi	250	1 No	0.14	35.00			
241		Supply of Fertiliser	All Villages of Didayi	250	1 No	0.15	37.50			
242		Massive cultivation of ginger ,Turmaric,Yam,Mango,Banana farming	All Villages of Didayi	200	1 No	0.20	40.00			
243		Farmers training and field visit of other state	All Villages of Didayi	120	1 No	0.20	24.00			
244			Sub Total					155.50		
245			Horticulture(CCD)					155.50		
246		Animal Husbandry	Animal Health Camp	Whole DDA Area	7	1 No	0.10	0.70		
247			Poultry	Bamring	11	1 No	0.65	7.15		
248			Supply of Net & Boat	Orapadar	10	1 No	0.40	4.00		
249			Supply of Net & Boat	Kaning	10	1 No	0.40	4.00		
250			Supply of Net & Boat	Totaguda	7	1 No	0.40	2.80		
251			Goatery	Totaguda	9	1 No	0.02	0.18		
252			Goatery	Disariguda	9	1 No	0.02	0.18		
253			Supply of Net & Boat	Disariguda	6	1 No	0.40	2.40		
254			Supply of Net & Boat	Kodigandhi	5	1 No	0.40	2.00		
255			Poultry	Kodigandhi	1	1 No	10.00	10.00		
256			Sub Total					33.41		
257			Animal Husbandry(CCD)					23.41		
258		SHG Development	Micro Credit support to SHGs raw material assistance, marketing assistance	All Villages	20	1 No	0.30	6.00		
259			Credit linkges to SHGs/ Subsidy to SHGs	3 SHGs	4	1 No	1.25	5.00		
260			Training of SHGs on different aspects like value addition packaging, branding and marketing of products	15 SHGs	3	1 No	0.40	1.20		
261			Assistance to SHG for livelihood enhancement projects inclding micro enteprise promotion	6 SHGs	6	1 No	1.00	6.00		
262			Sub Total					18.20		
263			SHG Development(CCD)					12.20		
264		Land Development	Ghat Cutting	Disariguda	3	1 No	3.00	9.00		
265			Land Developoment	Orapadar	50	1 No	0.10	5.00		

Year	Sector / Sub-Sector	Annual Works Proposed (along with rates)	Name of Village/Hamlet whether the proposed works is to be undertaken	Quantity (where applicable eg. Housing roads etc.)	Unit	Rate per Unit	Financial Target (Rs. In Lakhs)	No. of PVTG (Male and Female where fe		
								Male	Female	
266	2020-21		Ghat cutting	Dabuguda	2.05	1 No	3.00	6.15		
267	2020-21		Ghat cutting	Arlingpada	2	1 No	3.00	6.00		
268	2020-21		Ghat cutting	Tabaru	2	1 No	3.00	6.00		
269	2020-21		Ghat cutting	Maribeda	2	1 No	3.00	6.00		
270	2020-21							38.15		
271	2020-21							38.15		
272	2020-21	Market Link	Construction of New Market Pindi at Jantri	Jantri	2	1 No	4	8.00	43	45
273	2020-21		Construction of Rural Haat /Market Complex,Godown,Agricultural Market	DDA Area	1	1 No	5	5.00		
274	2020-21		Production Center and Processing Unit	DDA Area	1	1 No	5	5.00		
275	2020-21							18.00		
276	2020-21							8.00		
277	2020-21	Social Security	Renewal of JBY	DDA Area	500	1 No	0.01	2.50		
278	2020-21		Health Insurance	DDA Area	1000	1 No	0.01	10.00		
279	2020-21		Natural calamity	DDA Area	1	1 No	6.00	6.00		
280	2020-21							18.50		
281	2020-21							18.50		
282	2020-21	Capacity Building & Skill Training	Selection of youth for training under Mobile Repairing,Tailoring,Broom Making	Reputed ITI Training Center	100	1 No	0.16	16.00		
283	2020-21		Selection of youth for training under Welding,skill Testing and screening	Reputed ITI Training Center	100	1 No	0.10	10.00		
284	2020-21							26.00		
285	2020-21							16.00		
286	2020-21	Conservation of Culture	Maintenance and Management of Museum	Kudumuluguma	1	1 No	6.00	6.00		
287	2020-21		Assistance for cultural activities	37 Villages	32	1 No	0.10	3.20		
288	2020-21		Conversion of MPSC as information Centre	37 Villages	32	1 No	0.10	3.20		
289	2020-21		Awareness Camp	37 Villages	32	1 No	0.10	3.20		
290	2020-21		Exchange visit to out of State	37 Villages	1	1 No	4.00	4.00		
291	2020-21		*Development of primers in local language	37 Villages	1	1 No	3.50	3.50		
292	2020-21		Construction of Cultural Mandap	Orapadar	1	1 No	2.70	2.70		

Year	Sector / Sub-Sector	Annual Works Proposed (along with rates)	Name of Village/Hamlet whether the proposed works is to be undertaken	Quantity (where applicable eg. Housing roads etc.)	Unit	Rate per Unit	Financial Target (Rs. In Lakhs)	No. of PVTG (Male and Female where fe		
								Male	Female	
293	2020-21	Construction of village entrance gates in ethnic style	2 villages	2	2 Nos	2.50	5.00			
294	2020-21	Organisation of Workshop	37 Villages	1	1 No	2.00	2.00			
295	2020-21	Provision of Village Cultural Mandap	2 villages	2	1 No	3.00	6.00			
296	2020-21	Sponsoring of cultural troupes for participation at District / State/ National programme	37 Villages	1	1 No	10.00	10.00			
297	2020-21	Exposure visit to other Micro Project area	37 Villages	1	1 No	2.00	2.00			
298	2020-21	Annual Tribal sports at Micro Project level to identify the sports person PTG	37 Villages	1	1 No	2.00	2.00			
299	2020-21	Function (Project level)	All PVTG Villages	1	1 No	5.00	5.00			
300	2020-21	Development of Tourism Site	All PVTG Villages	1	1 No	5.00	5.00			
301	2020-21	Exhibition at State & district level	All PVTG Villages	1	1 No	2.00	2.00			
302	2020-21		Sub Total					64.80		
303	2020-21		Conservation of Culture(CCD)					62.80		
304	2020-21	Project Management	Monitoring & Evaluation expenses	Kudumuluguma	1	1 No	5.00	6.82		
305	2020-21		Remuneration of MPWs	All Gyan Mandirs	7	1 No	0.60	4.20	7	
306	2020-21		Remuneration of MPWs (D.A)	All Gyan Mandirs	7	1 No	0.12	0.84	7	
307	2020-21		DEOs	Kudumuluguma	1	1 No	0.072	0.86		
308	2020-21		ASCO & JE	Kudumuluguma	1	1 No	0.135	1.62		
309	2020-21		Retired Peon (Group- D)	Kudumuluguma	1	1 No	0.05	0.60		
310	2020-21		Watchman (Group- D)	Kudumuluguma	1	1 No	0.05	0.60		
311	2020-21		Transportation cost of Microproject (ASCO/JE & Micro Project Staff)	Kudumuluguma	1	1 No	0.05	0.60		
312	2020-21		Mid Term Evaluation	Kudumuluguma	1	1 No	0.03	0.36		

Year	Sector / Sub-Sector	Annual Works Proposed (along with rates)	Name of Village/Hamlet whether the proposed works is to be undertaken	Quantity (where applicable eg. Housing roads etc.)	Unit	Rate per Unit	Financial Target (Rs. In Lakhs)	No. of PVTG (Male and Female where fe	
								Male	Female
313	2020-21						16.50		
314	2020-21						7.66		
315	2020-21						1514.89		
316	2020-21						856.88		

Beneficiaries (where available)	Implementing Agency (State Govt./ UT Admn./ NGO)	Funding Source
Total		
11	12	13
250	DDA	CCD
250	DDA	CCD
250	DDA	CCD
250	DDA	CCD
250	DDA	CCD
250	DDA	CCD
250	DDA	CCD
8	DDA	CCD
1	DDA	CCD
5	DDA	CCD
2	DDA	CCD
2	DDA	CCD
1	DDA	CCD
250	DDA	CCD
250	DDA	CCD
250	DDA	CCD
250	DDA	CCD
250	DDA	CCD
250	DDA	CCD
250	DDA	CCD
250	DDA	CCD
250	DDA	CCD
250	DDA	Article 275 (1)

Beneficiaries are separately feasible)	Implementing Agency (State Govt./ UT Admn./ NGO)	Funding Source
Total		
250	DDA	Article 275 (1)
250	DDA	Article 275 (1)
250	DDA	Article 275 (1)
250	DDA	CCD
250	DDA	MOTA
250	DDA	CCD
250	DDA	MOTA
250	DDA	CCD
250	DDA	MOTA
150	DDA	CCD
100	DDA	CCD
250	DDA	MOTA
250	DDA	CCD
250	DDA	CCD
250	DDA	MOTA
11	DDA	CCD
11	DDA	MOTA
1	DDA	CCD
1	DDA	MOTA
1	DDA	CCD
1	DDA	MOTA

Beneficiaries are separately feasible)	Implementing Agency (State Govt./ UT Admn./ NGO)	Funding Source
Total		
2	DDA	CCD
2	DDA	MOTA
2	DDA	CCD
2	DDA	MOTA
5	DDA	CCD
5	DDA	MOTA
50	DDA	MOTA
250	DDA	MOTA
250	DDA	CCD
250	DDA	CCD
250	DDA	MOTA
250	DDA	CCD
250	DDA	MOTA
250	DDA	CCD
150	DDA	CCD
100	DDA	CCD
250	DDA	MOTA
250	DDA	CCD
250	DDA	MOTA
250	DDA	CCD
250	DDA	MOTA
250	DDA	Article 275 (1)
250	DDA	Article 275 (1)
250	DDA	Article 275 (1)
250	DDA	CCD
250	PA ITDA	ITDA

Beneficiaries are separately feasible)	Implementing Agency (State Govt./ UT Admn./ NGO)	Funding Source
Total		
50	DDA	CCD
50	DDA	CCD
50	DDa	CCD
50	DDA	CCD
All Villagers	H & FW & DDA	CCD
All Villagers	H & FW & DDA	CCD
All Villagers	H & FW & DDA	CCD
All Villagers	H & FW & DDA	CCD
All Villagers	H & FW & DDA	CCD
Whole DDA Area	H & FW & DDA	CCD
All Villagers	H & FW & DDA	CCD
All Villagers	DDA	CCD
37 Villages	Micro Project	(H&FW)UNICEF
37 Villages	Micro Project (UNICEF Supported)	(H&FW)UNICEF

Beneficiaries are separately feasible)	Implementing Agency (State Govt./ UT Admn./ NGO)	Funding Source
Total		
37 Villages	Micro Project (UNICEF Supported)	(H&FW)UNICEF
37 Villages	Micro Project (UNICEF Supported)	(H&FW)UNICEF
37 Villages	Micro Project (UNICEF Supported)	(H&FW)UNICEF
118	RWSS	RD Deptt
146	RWSS	RD Deptt
513	RWSS	RD Deptt
170	RWSS	RD Deptt
375	RWSS	RD Deptt
20	RWSS	RD Deptt
118	RWSS	RD Deptt
146	RWSS	RD Deptt
183	RWSS	RD Deptt
170	RWSS	RD Deptt
375	RWSS	RD Deptt
20	RWSS	RD Deptt
118	RWSS	RD Deptt
146	RWSS	RD Deptt
198	RWSS	RD Deptt
513	RWSS	RD Deptt
183	RWSS	RD Deptt
170	RWSS	RD Deptt
375	RWSS	RD Deptt
20	RWSS	RD Deptt
118	RWSS	RD Deptt
146	RWSS	RD Deptt
20	RWSS	RD Deptt

Beneficiaries are separately feasible)	Implementing Agency (State Govt./ UT Admn./ NGO)	Funding Source
Total		
198	RWSS	RD Deptt
513	RWSS	RD Deptt
183	RWSS	RD Deptt
170	RWSS	RD Deptt
375	RWSS	RD Deptt
146	RWSS	RD Deptt
375	RWSS	RD Deptt
20	RWSS	RD Deptt
183	RWSS	RD Deptt
513	RWSS	RD Deptt
118	RWSS	RD Deptt
198	RWSS	RD Deptt
146	RWSS	RD Deptt
20	RWSS	RD Deptt
375	RWSS	RD Deptt
513	RWSS	RD Deptt
118	RD Deptt	RD Deptt
118	RD Deptt	RD Deptt
118	DDA	CCD
118	DDA	CCD
118	DDA	CCD
170	DDA	CCD
170	DDA	CCD
170	DDA	CCD
170	DDA	CCD
170	DDA	CCD
170	DDA	CCD
513	DDA	CCD

Beneficiaries are separately feasible)	Implementing Agency (State Govt./ UT Admn./ NGO)	Funding Source
Total		
375	RD Deptt	RD Deptt
375	RD Deptt	RD Deptt
375	RD Deptt	RD Deptt
198	RD Deptt	RD Deptt
198	RD Deptt	RD Deptt
198	RD Deptt	RD Deptt
198	RD Deptt	RD Deptt
198	RD Deptt	RD Deptt
198	RD Deptt	RD Deptt
198	DDA	SCA to TSP
7	PR Deptt	PR Deptt
13	PR Deptt	PR Deptt
6	PR Deptt	PR Deptt
13	PR Deptt	PR Deptt
15	DDA	CCD
7	DDA	CCD
146	DDA	CCD
6	DDA	CCD
198	DDA	CCD
10	DDA	CCD
513	DDA	CCD
10	DDA	CCD
183	DDA	CCD
10	DDA	CCD
170	DDA	CCD
375	DDA	CCD
20	DDA	CCD
118	DDA	CCD

Beneficiaries are separately feasible)	Implementing Agency (State Govt./ UT Admn./ NGO)	Funding Source
Total		
41	DDA	CCD
236	DDA	CCD
150	DDA	CCD
95	DDA	CCD
350	DDA	CCD
285	DDA	CCD
350	DDA	CCD
220	DDA	CCD
198	DDA	CCD
236	DDA	CCD
7	DDA	CCD
2	DDA	CCD
12	DDA	CCD
10	DDA	CCD
14	DDA	CCD
23	DDA	CCD
17	DDA	CCD
12	DDA	CCD
7	DDA	CCD
17	DDA	CCD
All Villagers	DDA	SCA to TSP
20	DDA	CCD
20	DDA	CCD

Beneficiaries are separately feasible)	Implementing Agency (State Govt./ UT Admn./ NGO)	Funding Source
Total		
250	DDA	CCD
250	DDA	CCD
200	DDA	CCD
120	DDA	CCD
People of 7 Villages	DDA	CCD
11	DDA	CCD
10	DDA	CCD
10	DDA	CCD
7	DDA	CCD
9	DDA	CCD
9	DDA	CCD
6	DDA	CCD
5	DDA	CCD
1	DDA	SCA to TSP
300	DDA	CCD
35	DDA	CCD
200	DDA	CCD
60	DDA	SCA to TSP
88	DDA	CCD
375	DDA	CCD

Beneficiaries are separately feasible)	Implementing Agency (State Govt./ UT Admn./ NGO)	Funding Source
Total		
150	DDA	CCD
56	DDA	CCD
93	DDA	CCD
95	DDA	CCD
88	DDA	CCD
All Villagers of DDA	DDA	SCA to TSP
All Villagers of DDA	DDA	SCA to TSP
All Villagers of DDA	DDA	CCD
All Villagers of DDA	DDA	CCD
All Villagers of DDA	DDA	CCD
All Villagers of DDA	DDA	CCD
All Villagers of DDA	DDA	SCA to TSP
All DDA Villagers	DDA	CCD
37 Villages	DDA	CCD
37 Villages	DDA	CCD
37 Villages	DDA	CCD
37 Villages	DDA	CCD
37 Villages	DDA	CCD
250	DDA	CCD

Beneficiaries are separately feasible)	Implementing Agency (State Govt./ UT Admn./ NGO)	Funding Source
Total		
37 Villages	DDA	CCD
37 Villages	DDA	CCD
37 Villages	DDA	CCD
37 Villages	DDA	CCD
37 Villages	DDA	CCD
All 37 Villages	DDA	Sports & Youth Service
All PVTG Villages	DDA	CCD
All PVTG Villages	DDA	CCD
All PVTG Villages	DDA	CCD
All 37 Villages	DDA	CCD
7	DDA	OPELIP
7	DDA	CCD
All 37 Villages	DDA	OPELIP
All 37 Villages	DDA	OPELIP
All 37 Villages	DDA	OPELIP
All 37 Villages	DDA	OPELIP
All 37 Villages	DDA	OPELIP
All 37 Villages	State Govt.	OPELIP

Beneficiaries are separately feasible)	Implementing Agency (State Govt./ UT Admn./ NGO)	Funding Source
Total		

PART-VI

**Abstract of CCD Plan Year wise & Sector wise for Didayi Development Agency, Kudumulugumma for the Five Year Plan
(based on Priorities indicated in Part-VI)**

(Rs. In lakh)

SI No.	Name of PVTG	Major Sectors	Sub-sectors	2016-17	2017-18	2018-19	2019-20	2020-21	Total
1	DIDAYI	Social Sectors	Educaton	175.16	334.45	190.51	144.78	250.37	1095.25
3			Health & Nutrition	37.20	45.43	44.53	49.04	55.99	232.19
4			Drinking water & Sanitation	0.00	43.75	111.75	65.50	86.00	307.00
5			Total	212.36	423.63	346.79	259.32	392.36	1634.44
6		Infrastructure	Housing	128.88	185.12	84.00	190.84	79.50	668.34
7			Connectivity	427.30	340.80	374.43	370.93	448.83	1962.28
8			Electrification	22.14	23.85	26.55	28.80	32.25	133.59
9			Total	578.32	549.77	484.98	590.57	560.58	2764.21
10		Sustainable livelihood Development	Irrigation	93.25	100.70	112.00	122.00	136.50	564.45
11			Land Development	26.50	70.30	29.80	35.00	38.15	199.75
12			Horticulture	107.00	122.00	131.40	140.00	155.50	655.90
13			Agriculture	44.50	36.00	31.80	29.15	36.40	177.85
14			Animal Husbandry	38.00	63.87	28.00	31.91	33.41	195.19
16			Social Security	12.63	13.65	15.21	16.81	18.50	76.80
17			Promotion of SHG	20.88	10.00	16.00	19.90	18.20	84.98
18			Market Link	107.55	7.00	7.80	13.50	18.00	153.85
19			Total	450.31	423.52	372.01	408.27	454.66	2108.77
20		Conservation of Culture	63.00	41.82	42.34	81.37	64.80	293.33	
21		Capacity Building	17.01	24.20	14.52	15.97	26.00	97.70	
22		Project Management /NGO/ Institutional Mechanism & Monitoring / IEC / Publication	12.10	21.55	18.73	23.66	16.50	92.55	
23		Grand Total	1333.10	1484.49	1279.36	1379.15	1514.89	6990.99	

Part - VI

Abstract of CCD Plan for DDA, Kudumulugumma, Malkangiri for Five Years

(Based on Priorities indicated in Part-V)

Sl. No.	Year	Govt of India				Govt of Odisha										Rs. In lakh		TOTAL
		CCD	MOTA, GOI	Article 275 (1)	SCA to TSP	A & H Deptt.	Horticulture	Agriculture	Soil Conservation	Fishery	PR Deptt.	RD	Sports & Youth Service	H & FW Deptt.	ITDA	OPELIP	Unicef	
1	2016-17	593.92	47.18	29.00	35.26	0.00	0.00	26.50	0.00	0.00	100.88	363.80	0.00	0.00	125.00	10.26	1.30	1333.10
2	2017-18	632.86	39.83	29.35	33.00	30.07	0.00	16.20	41.50	0.00	154.96	318.55	2.00	0.00	162.50	17.28	6.38	1484.48
3	2018-19	697.99	39.83	36.93	27.00	0.00	0.00	0.00	0.00	8.40	51.00	396.80	0.00	0.00	5.00	15.22	1.19	1279.36
4	2019-20	758.63	39.84	5.00	41.40	0.00	0.00	0.00	0.00	0.00	146.64	338.82	0.00	0.00	35.00	12.82	1.00	1379.15
5	2020-21	856.88	40.20	62.00	51.00	0.00	0.00	0.00	0.00	0.00	39.00	439.58	2.00	0.00	14.00	8.84	1.40	1514.90
GRAND TOTAL		3540.28	206.88	162.28	187.66	30.07	0.00	42.70	41.50	8.40	492.48	1857.55	4.00	0.00	341.50	64.42	11.27	6990.99

Sl. No.	Year	Govt of India			Govt of Odisha										Externally Assisted	TOTAL
---------	------	---------------	--	--	----------------	--	--	--	--	--	--	--	--	--	---------------------	-------

		CCD	MOTA, GOI	Article 275 (1)	SCA to TSP	A & H Deptt.	Horticl ulture	Agricul ture	Soil Conser vation	Fisher y	PR Deptt.	RD	Sports & Youth Service	H & FW Deptt.	ITDA	OPELIP	Unicef		
1	2015-16	593.92	47.18	29.00	35.26	0.00	0.00	26.50	0.00	0.00	100.88	363.80	0.00	0.00	125.00	10.26	1.30	1333.10	
2	2016-17	632.86	39.83	29.35	33.00	30.07	0.00	16.20	41.50	0.00	154.96	318.55	2.00	0.00	162.50	17.28	6.38	1484.48	
3	2017-18	697.99	39.83	36.93	27.00	0.00	0.00	0.00	0.00	8.40	51.00	396.80	0.00	0.00	5.00	15.22	1.19	1279.36	
4	2018-19	758.63	39.84	5.00	41.40	0.00	0.00	0.00	0.00	0.00	146.64	338.82	0.00	0.00	35.00	12.82	1.00	1379.15	
5	2019-20	856.88	40.20	62.00	51.00	0.00	0.00	0.00	0.00	0.00	39.00	439.58	2.00	0.00	14.00	8.84	1.40	1514.90	
GRAND TOTAL		3540.28	206.88	162.28	187.66	30.07	0.00	42.70	41.50	8.40	492.48	1857.55	4.00	0.00	341.50	64.42	11.27	6990.99	
												439.58							

PART - VI
Abstract of CCD Plan for DDA, Kudumulgumma, Malkangiri for Five Years
(Based on Priorities indicated in Part-V)

								(Rs. in lakh)
Sl. No.	Name of PTG	Major Sectors	2016-17	2017-18	2018-19	2019-20	2020-21	Total
1	DIDAYI	Social Sector	212.36	423.63	346.79	259.32	392.36	1634.44
2		Infrastructure	578.32	549.77	484.98	590.57	560.58	2764.21
3		Sustainable livelihood Development	450.31	423.52	372.01	408.27	454.66	2108.77
4		Conservation of Culture	63.00	41.82	42.34	81.37	64.80	293.33
5		Capacity Building	17.01	24.20	14.52	15.97	26.00	97.70
6		Project Management /NGO/ Institutional Mechanism & Monitoring / IEC / Publication	12.10	21.55	18.73	23.66	16.50	92.55
7		Total	1333.10	1484.49	1279.36	1379.15	1514.89	6990.99

DDA Abstract for the year 2015-16 (Sector wise & Funding source wise)

(Rs. In lakh)

Sl No.	Major Sectors	Sub-sectors	Funding Agency														Total Amount	
			CCD	SCA TO	Article 275 (1)	MOTA	OPELIP	UNICEF	H & FW	CDVO	Hori.	Agri.	RD	RWSS	PR Deptt	ITDA		
1	Social Sector	Educaton	#REF!		26.00	47.18		-	-	-	-	-	10.00				91.98	
2		Health & Nutrition	#REF!				-	1.30	-	-	-	-					#REF!	
		Drinking water & Sanitation	0.00											0.00				0.00
3		Total	#REF!	0.00	26.00	47.18		1.30	0.00	0.00	0.00	0.00	0.00	10.00	0.00	0.00	0.00	#REF!
4	Infrastructure	Connectivity	61.00	9.50	3.00	-	-	-	-	-	-	-	353.80				427.30	
5		Housing	28.00			-	-	-	-	-	-	-			100.88		128.88	
6		Electrification	22.14			-	-	-	-	-	-	-					22.14	
7		Total	111.14	9.50	3.00	0.00	0.00	0.00	0.00	0.00	0.00	0.00	0.00	353.80	0.00	100.88	0.00	578.32
8	Sustainable livelihood Development	Irrigation	93.25			-	-	-	-	-	-	-					93.25	
9		Agriculture	18.00			-	-	-	-	-	-	26.50					18.00	
10		Horticulture	107.00			-	-	-	-	-	-	-					107.00	
11		Animal Husbandry	16.40	9.60		-	-	-	-	-	12.00	-	-					28.40
12		SHG Development	12.00	8.89		-	-	-	-	-	-	-	-					12.00
13		Land Development	26.50			-	-	-	-	-	-	-	-					26.50
14		Post Harvest Infrastructure	6.63	0.92		-	-	-	-	-	-	-	-			100.00		107.55
15		Social Security	12.63			-	-	-	-	-	-	-	-					12.63
16		Skill Development Training	10.66			-	-	-	-	-	-	-	-					17.01
17		Total	303.07	25.75	0.00	0.00	0.00	0.00	0.00	0.00	12.00	0.00	26.50	0.00	0.00	0.00	100.00	422.34
18	Conservation of Culture	38.00														25.00	63.00	
	Forestry	0.00															0.00	
19	Project Management	#REF!					10.3			-							#REF!	
	Grand Total	#REF!	35.25	29.00	47.18	10.3	1.30	0.00	12.00	0.00	26.50	363.80	0.00	100.88	125.00	#REF!		

DDA Abstract for the year 2016-17 (Sector wise & Funding source wise)

(Rs. In lakh)

Sl No.	Major Sectors	Sub-sectors	Funding Agency																		Total Amount		
			CCD	SCA TO TSP	Article 275 (1)	ITDA	MOTA	OPELIP	UNICEF	H & FW	A&H Deptt	MGNREGA	Horl.	Agri.	S & ME	W & CD	PR Deptt.	RD	RWSS	SCST Dev. Departt.		Sports & Youth	Soil Conservation
1	Social Sector	Educaton	102.76		29.35	162.50	39.83		-	-	-	-	-	-	-	-	-	-	-	-	-	-	334.44
2		Health & Nutrition	39.05	-	-	-	-	-	4.50	1.88	-	-	-	-	-	-	-	-	-	-	-	-	45.43
3		Drinking water & Sanitation	0.00	-	-	-	-	-	-	-	-	-	-	-	-	-	-	-	43.75	-	-	-	43.75
4		Total	141.81	0.00	29.35	162.50	39.83	0.00	4.50	0.00	0.00	0.00	0.00	0.00	0.00	0.00	0.00	0.00	43.75	0.00	0.00	0.00	423.62
5	Infrastructur	Connectivity	66.00				-	-	-	-	-	-	-	-	-		274.80	-	-	-	-	340.80	
6		Housing	30.16	-	-	-	-	-	-	-	-	-	-	-	-		154.97	-	-	-	-	185.13	
7		Electrification	23.85	-	-	-	-	-	-	-	-	-	-	-	-		-	-	-	-	-	23.85	
8		Total	120.01	0.00	0.00	0.00	0.00	0.00	0.00	0.00	0.00	0.00	0.00	0.00	0.00	0.00	154.96	274.80	0.00	0.00	0.00	0.00	549.78
9	Sustainable livelihood Development	Irrigation	100.70	-	-	-	-	-	-	-	-	-	-	-	-	-	-	-	-	-	-	100.70	
10		Agriculture	19.80	5.00	-	-	-	-	-	-	-	-	11.20	-	-	-	-	-	-	-	-	-	36.00
11		Horticulture	117.00	5.00	-	-	-	-	-	-	-	-	-	-	-	-	-	-	-	-	-	-	122.00
12		Animal Husbandry	17.80	19.00	-	-	-	-	-	-	27.07	-	-	-	-	-	-	-	-	-	-	-	63.87
13		SHG Development	9.00	1.00	-	-	-	-	-	-	-	-	-	-	-	-	-	-	-	-	-	-	10.00
14		Land Development	28.80	-	-	-	-	-	-	-	-	-	-	-	-	-	-	-	-	-	-	41.50	70.30
15		Post Harvest Infrastructure	7.00	-	-	-	-	-	-	-	-	-	-	-	-	-	-	-	-	-	-	-	7.00
16		Social Security	13.65	-	-	-	-	-	-	-	-	-	-	-	-	-	-	-	-	-	-	-	13.65
17	Skill Development Training	13.20	3.00	-	-	-	-	-	-	3.00	-	-	5.00	-	-	-	-	-	-	-	-	24.20	
18	Total	326.95	33.00	0.00	0.00	0.00	0.00	0.00	0.00	49.07	0.00	0.00	16.20	0.00	0.00	0.00	0.00	0.00	0.00	0.00	41.50	447.72	
19	Conservation of Cultur	39.82											-								2.00	41.82	
20	Forestry	0.00											-									0.00	
21	Project Management	4.27						17.28					-									21.55	
	Grand Total	632.86	33.00	29.35	162.50	39.83	17.28	4.50	1.88	30.07	0.00	0.00	16.20	0.00	0.00	154.96	274.80	43.75	0.00	2.00	41.50	1484.49	

DDA Abstract for the year 2017-18 (Sector wise & Funding source wise)

Sl No	Major Sectors	Sub-sectors	Funding Agency																	Total Amount	
			CCD	SCA TO TSP	Article 275 (1)	ITDA	MOTA	OPELIP	UNICEF (H & FW)	PMSGY/MMSY	Fishary	Hortl.	Agri	S & ME	W & CD	PR Deptt.	RD	RWSS	SCST Dev. Departt. Sports & Youth		Soil Conservatio
1	Social Sector	Educaton	113.74		31.93	5.00	39.83		-	-	-	-	-	-	-	-	-	-	-	190.50	
2		Health & Nutrition	43.34	-	-	-	-	-	1.19	-	-	-	-	-	-	-	-	-	-	44.53	
3		Drinking water & Sanitation	0.00	-	-	-	-	-	-	-	-	-	-	-	-	-	-	111.75	-	-	111.75
4		Total	157.08		31.93	5.00	39.83	0.00	1.19									0.00			346.78
5	Infrastructure	Connectivity	74.38	10.00	5.00		-	-	-							285.05	-	-		374.43	
6		Housing	33.00				-	-	-							51.00					84.00
7		Electrification	26.55				-	-	-												26.55
8		Total	133.93	10.00	5.00	0.00							0.00	0.00		285.05		0.00			484.98
9	Sustainable Livelihood Development	Irrigation	112.00				-	-	-	-										112.00	
10		Agriculture	21.80	10.00			-	-	-	-											31.80
11		Horticulture	131.40				-	-	-	-											131.40
12		Animal Husbandry	19.60				-	-	-	-	8.40										28.00
13		SHG Development	9.00	7.00			-	-	-	-											16.00
14		Land Development	29.80				-	-	-	-											29.80
15		Post Harvest Infrastructure	7.80				-	-	-	-											7.80
16		Social Security	15.21	-	-	-	-	-	-	-											15.21
17		Skill Development Training	14.52				-	-	-	-											14.52
18	Total	361.13	17.00		0.00							0.00							0.00	386.53	
19	Conservation of Culture	42.34																		42.34	
20	Forestry	0.00																		0.00	
21	Project Management	3.51																		15.22	
	Grand Total	697.99	27.00	36.93	5.00	39.83	15.22	1.19	0.00	8.40	0.00	0.00	0.00	0.00	51.00	285.05	111.75	0.00	0.00	0.00	1279.36

DDA Abstract for the year 2018-19 (Sector wise & Funding source wise)

Sl No.	Major Sectors	Sub-sectors	Funding Agency																		Total Amount	
			CCD	SCA TO TSP	Article 275 (1)	ITDA	MOTA/OMTES	OPELIP	UNICEF (H & FW)	PMSGY/MMSY	MGNREG A	Horl	Agri.	S & ME	W & CD	PR Deptt.	RD	RWSS	SCST Dev. Departt.	Sports & Youth		Soil Conservati
1	Social Sector	Educaton	104.94			-	39.84		-	-	-	-	-	-	-	-	-				144.78	
2		Health & Nutrition	48.04	-	-	-			1.00	-	-	-	-	-	-	-	-				49.04	
3		Drinking water & Sanitation	0.00														65.50					65.50
4		Total	153.28		0.00	0.00	39.84		1.00										0.00			259.32
5	Infrastructur e	Connectivity	87.60	5.00	5.00		-	-	-	-	-	-	-	-	-	273.32	-	-	-	-	370.92	
6		Housing	37.20	7.00	-		-	-	-	-	-	-	-	-	146.64		-	-	-	-	190.84	
7		Electrification	28.80	-	-		-	-	-	-	-	-	-	-	-	-	-	-	-	-	-	28.80
8		Total	148.10	12.00	5.00	0.00							0.00	0.00	146.64	273.32						590.56
9	Sustainable livelihood Development	Irrigation	122.00	-	-		-	-	-	-	-	-	-	-	-	-	-	-	-	-	122.00	
10		Agriculture	24.15	5.00	-		-	-	-	-	-	-	-	-	-	-	-	-	-	-	-	29.15
11		Horticulture	140.00		-		-	-	-	-	-	-	-	-	-	-	-	-	-	-	-	140.00
12		Animal Husbandry	21.91	10.00	-		-	-	-	-	-	-	-	-	-	-	-	-	-	-	-	31.91
13		SHG Development	10.50	9.40	-		-	-	-	-	-	-	-	-	-	-	-	-	-	-	-	19.90
14		Land Development	35.00	-	-		-	-	-	-	-	-	-	-	-	-	-	-	-	-	-	35.00
15		Post Harvest Infrastructure	8.50	5.00	-		-	-	-	-	-	-	-	-	-	-	-	-	-	-	-	13.50
16		Social Security	16.81	-	-		-	-	-	-	-	-	-	-	-	-	-	-	-	-	-	16.81
17		Skill Development Training	15.97		-		-	-	-	-	-	-	-	-	-	-	-	-	-	-	-	15.97
18	Total	394.84	29.40		0.00				0.00	0.00										0.00	424.24	
19	Conservation of Culture	46.37			35.00																81.37	
20	Forestry	0.00																			0.00	
21	Project Management	10.84						12.82													23.66	
	Grand Total	758.63	41.40	5.00	35.00	39.84	12.82	1.00	0.00	0.00	0.00	0.00	0.00	0.00	146.64	273.32	65.50	0.00	0.00	0.00	1379.15	

DDA Abstract for the year 2019-20 (Sector wise & Funding source wise)

Sl No.	Major Sectors	Sub-sectors	Funding Agency																	Total Amount		
			CCD	SCA TO TSP	Article 275 (1)	ITDA	MOTA	OPELIP	UNICEF (H & FW)	PMSGY/MMSY	MGNREGA	DDA	Agril.	S & ME	W & CD	PR Deptt.	RD	RWSS	SCST Dev. Departt.		Sports & Youth	Soil Conservation
1	Social Sector	Educaton	134.17	-	62.00	14.00	40.20		-	-		-	-	-	-	-	-				250.37	
2		Health & Nutrition	54.59	-	-	-			1.40	-	-		-	-	-	-	-	-			-	55.99
3		Drinking water & Sanitation	-	-	-	-	-	-	-	-	-		-	-	-	-	86.00	-			-	86.00
4		Total	188.76	0.00	62.00	14.00	40.20		1.40									0.00				392.36
5	Infrastructure	Connectivity	90.25	5.00												36.30					131.55	
6		Housing	40.50	-	-	-	-	-	-	-	-		-	-		39.00						79.50
7		Electrification	32.25	-	-	-	-	-	-	-	-		-	-	-	-	-	-	-	-	-	32.25
8		Total	163.00	5.00	0.00	0.00				0.00				0.00	39.00	36.30						243.30
9	Sustainable livelihood Development	Irrigation	136.50	-	-	-	-	-	-	-		-	-	-	-	-	-	-	-	-	136.50	
10		Agriculture	26.40	10.00	-	-	-	-	-	-	-		-	-	-	-	-	-	-	-	-	36.40
11		Horticulture	155.50		-	-	-	-	-	-	-		-	-	-	-	-	-	-	-	-	155.50
12		Animal Husbandry	23.41	10.00	-	-	-	-	-	-	-		-	-	-	-	-	-	-	-	-	33.41
13		SHG Development	12.20	6.00	-	-	-	-	-	-	-		-	-	-	-	-	-	-	-	-	18.20
14		Land Development	38.15	-	-	-	-	-	-	-	-		-	-	-	-	-	-	-	-	-	38.15
15		Post Harvest Infrastructure	8.00	10.00	-	-	-	-	-	-	-		-	-	-	-	-	-	-	-	-	18.00
16		Social Security	18.50	-	-	-	-	-	-	-	16.00		-	-	-	-	-	-	-	-	-	18.50
17		Skill Development Training	16.00	10.00	-	-	-	-	-	-	-		-	-	-	-	-	-	-	-	-	26.00
18		Total	434.66	46.00	0.00	0.00				0.00		0.00									0.00	480.66
19	Conservation of Culture	62.80																	2.00		64.80	
20	Forestry	0.00																			0.00	
21	Project Management	7.66						8.84													16.50	
	Grand Total	856.88	51.00	62.00	14.00	40.20	8.84	1.40	0.00	0.00	16.00	0.00	0.00	0.00	39.00	36.30	86.00	0.00	2.00	0.00	1197.62	