



CONSERVATION - CUM - DEVELOPMENT PLAN FOR DANGRIA KANDHA PVTG

***DANGRIA KANDHA DEVELOPMENT AGENCY (DKDA),
PARSALI, RAYAGADA DISTRICT
(2016-17 TO 2020-21)***

Prepared By :

SCs & STs Research and Training Institute (SCSTRTI), Government of Odisha &
DKDA, Parsali, Rayagada District Micro Project

Submitted To :

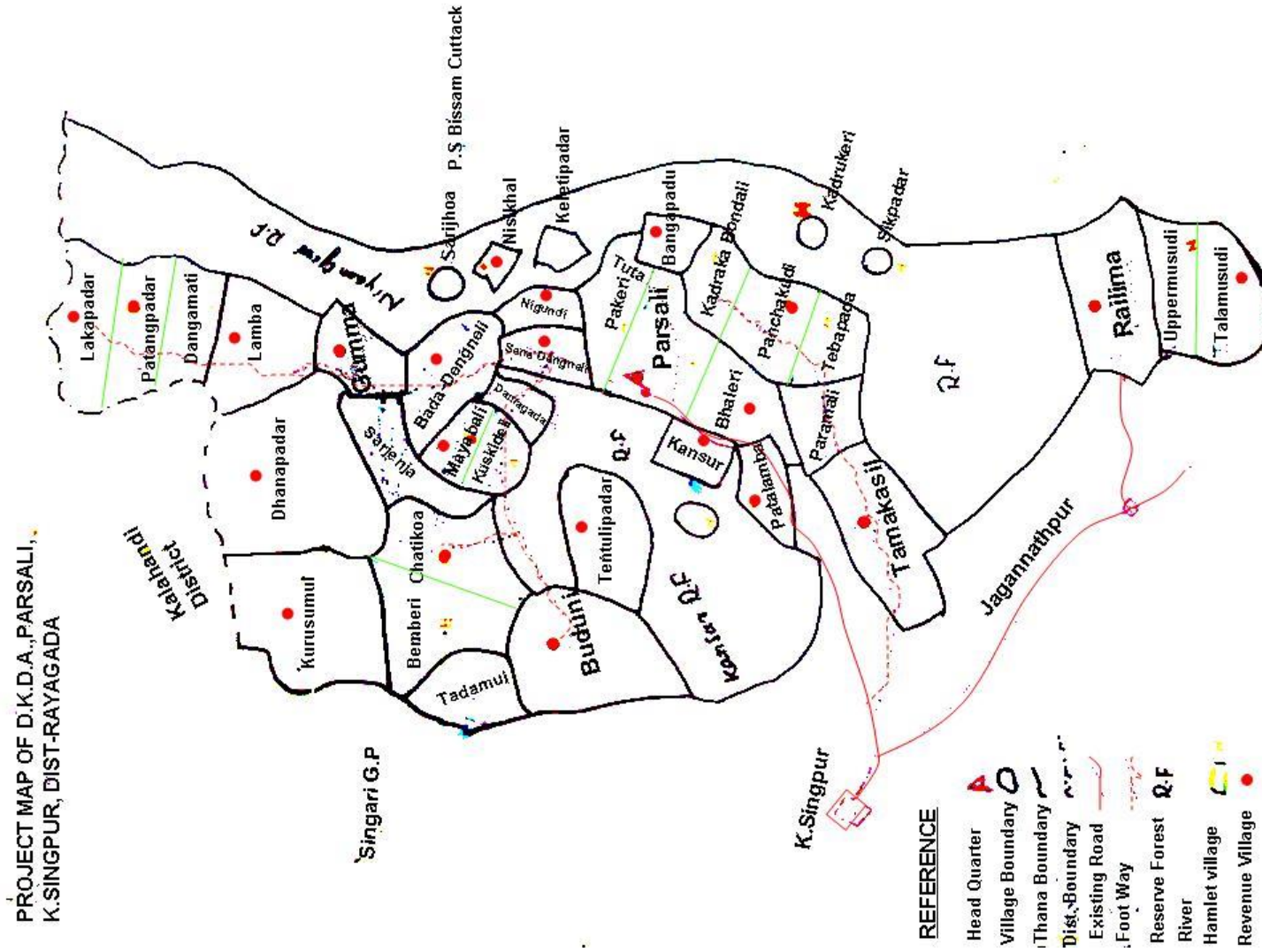
Ministry of Tribal Affairs (MoTA). Government of India

January, 2016

CONTENTS

S. N.	Part	Subjects	Pages
1	I	Review of implementation of CCD Plan for Dangria Kandha during 3 Years of 12 th Five Year Plan (2012-13 to 2014-15)	1
2	II	Approval Statement of ICCD Plan for Five Year (2016-17 to 2020-21)	10
3	III	Basic data about Dangria Kandha PVTG	11
4	IV	Approach and Strategy for Development of Dangria Kandha PVTG during Five Year Plan (2016 to 2021)	20
5	V	Problems, Development Gaps and Priorities for the Five Year Plan	23
6	VI-(i)	Annual Development Plan for Dangria Kandha PVTG for Year Wise Five Year (2016 to 2021) Development Plan	25
7	VI-(ii)	Abstract of Total Financial Plan (Sector and Source Wise)	102
8	VII	Annexure (CCD Plan & Abstract posed to MoTA, GoI for Funding)	

(MAP SHOWING DKDA, PARSALI, RAYAGADA DISTRICT MICROM PROJECT AREA)



PART – I

REVIEW OF THE IMPLEMENTATION OF CCD PLAN FOR DEVELOPMENT OF PVTG BY DANGRIA KANDHA DEVELOPMENT AGENCY, PARSALI, RAYAGADA DISTRICT DURING XII TH FIVE YEAR PLAN (2012-13 TO 2014-15)

The CCD plan period (2012-17) is an ambitious programme for the total development of the Dangria Kandha PVTG. It aims at improving infrastructure and providing basic amenities within easy reach in the habitat of the Dangria Kandha PVTG and generating additional employment and income of the PVTG people with a view to eliminate their poverty, elevate literacy level, ensure health and food security and enhance their quality of life and conserve their culture.

The basic objectives and approaches of the CCD plan during the 12th plan period (2012-13 to 2016-17 are;

- ❖ Total development through an integrated approach by pulling resources from Central Govt. and State Govt.
- ❖ G.O., NGO and PRI partnership to address the development needs of the PVTG.
- ❖ Peoples' participation in development process will be encouraged through the involvement of traditional institution like labour cooperatives, SHGs, Farmers' club etc.
- ❖ Basic infrastructure will be created and amenities like health, education, drinking water, connectivity will be made available to the PVTG people within their easy reach.
- ❖ Assistance for conservation and promotion of PVTG tradition like–folk dance and songs, Traditional musical instruments, conservation of traditional culture, etc.
- ❖ Social security will be ensured by covering all families under Janashree Bima Yojana and Health Insurance (RSVY) etc.

For achievement of these objects over a period of the first three years of the PVTG development as posed in the CCD plan, the Dangria Kandha, Micro Project has utilized funds received from different programmes the details of which is furnished in the following statement.

i. Financial Achievement during the period from 2012-13 to 2014-15

During the period from 2012-13 to 2014-15 fund to the tune of Rs. 451.62 lakh was received by the Dangria Kandha Development Agency, Parsali, Rayagada Micro Project from different sources, like SCA to TSP, Art 275 (1) & CCD for total development of Dangria Kandha PVTG and a sum of Rs. 316.13 lakh (70.00 %) was spent for this purpose. No fund was received from ITDA, Rayagada and DRDA, Rayagada for the development interventions of the said PVTG. The most marginalized PVTG segment population is reported to be deprived of receiving any of the development measures from both the aforesaid two development agencies during the last three years. Statement furnished below explains the matter in details.

**Source Wise & Year wise Funds Flow to DKDA, Parsali, Rayagada Micro Project and Expenditure Incurred
During the Period from 2012-13 to 2014-15**

Source of Funding	Program me	2012-13		2013-14		2014-15		Total (2012-13 to 2014-15)	
		Assistance Received (Rs. in Lakh)	Expenditu re Made (Rs. in Lakh)	Assistance Received (Rs. in Lakh)	Expenditu re Made (Rs. in Lakh)	Assistance Received (Rs. in Lakh)	Expenditu re Made (Rs. in Lakh)	Assistance Received (Rs. in Lakh)	Expenditure Made (Rs. in Lakh)
SCA to TSP	I.G.S / I.D.S.	8.33	8.33	9.00	9.00	8.49	8.49	25.82	25.82
Art. 275 (1)	I.D.S / I.G.S	28.21	28.21	18.00	18.00	12.11	12.11	58.32	58.32
CCD	I.G.S / I.D.S	199.93	169.43	71.50	39.50	96.05	23.06	367.48	231.99
ITDA	-do-	-	-	-	-	-	-	-	-
DRDA	-	-	-	-	-	-	-	-	-
Other (Specify)	I.A.P.	-	-	-	-	-	-	-	-
Total	-	236.47	205.97	98.50	66.50	116.65	43.66	451.62	316.13

Out of the total fund received from different sources, funds to the tune of Rs. 367.48 lakh was received under CCD Plan as against the posed requirement of Rs. 991.90 lakh, which is less by Rs.624.42. Out of the total fund received, Rs. 231.99 (63.13%) was utilized during the period under report for the PVTG development interventions. The details of the fund posed during the first 3 years of CCD Plan for the 12th 5-Year Plan and funds received and expenditure incurred for different schemes and programmes for the development of Dangria Kandha PVTG is detailed in the statement given below.

Total Financial Requirement as per CCD Plan		Total Amount received from GOI (Rs. in Lakhs)	Total Amount utilized (Rs. in Lakhs)
Year	Amount (Rs. In Lakhs)		
2012-13	499.38	199.93	169.43
2013-14	222.83	71.50	39.50
2014-15	269.69	96.05	23.06
Total	991.90	367.48	231.99

ii. Physical / Financial Achievements (2012-13 to 2014-15)

Sl. No.	Activity	Target/Unit		Achievement	
		Physical	Financial	Physical	Financial
	2012-13				
1	Agriculture	92 Ac	3.84	92 Ac.	3.84
2	Horticulture	137 Ac.	36.43	137 Ac.	36.43
3	Animal Husbandry	1	2.00	1	2.00
4	MFP Activities SHG	2	2.00	2	2.00
5	Irrigation /MIP	2 nos.	8.00	2	8.00
6	Housing	62	31.00		
7	Road	4 nos.(4km.)	36.00	4 Nos,(4km.)	36.00
8	Building E/C(SB and HB)	2	75.00	1	50.00
9.	Janashree Beema Yojana	631	3.16	631	3.16
10.	Others (Specify) Market linkage	1	2.50		
	2013-14				
1	Agriculture	115 Ac.	6.00	115 Ac.	6.00
2	Horticulture	109	9.00	109 Ac.	9.00
3	Irrigation/ MIP	2	8.00	2	8.00
4	Land Development				
5	Connectivity	2	5.00	2	5.00
6	Fire Proof House				
7	Drinking Water(Pipe Water Supply Project)	2	5.00	2	5.00
8 (i)	Electrification- Non Conventional (SPV Solar Light)	6	3.00	6	3.00
9(i)	(Building) Community Centre	1	0.50	1	0.50
(ii)	Other Building (E/C)	1	5.00		
10(i)	SHG Activities	3	3.00	3	3.00

(ii)	Others (Specify)Capacity building	2	2.00		
	2014-15				
1	Horticulture	130 Ac.	15.15	130 Ac.	08.15
2	Irrigation/ MIP				
3	Land Development (Agriculture)	80 Ac.	9.80	50 Ac.	4.00
4(i)	Connectivity- Road	2	4.03	1	2.00
5	Electrification (Non-Conventional)	12	4.37	12	4.37
6(i)	(Buildings) Community Centre				
(ii)	Other Building(E/C)	1	43.41		
7(i)	(IEC) SHG Activities(Micro Credit)				
(ii)	Pre-education (Institutional Mechanism)	5	3.65	5	3.65
(iii)	Health Camp	1	3.59	1	0.60
(iv)	Awareness Programme				
8)	(Buildings) Community Centre	3	5.06		
9)	Others (Specify) JBY	212	1.06	57	0.285

(iii) Brief Note on the implementation of CCD Plan which should cover the reasons for not achieving targets, activities which proved to be very beneficial for PVTG, which should be given priority, need for taking up new activities and lessons learnt etc.

Reasons for not achieving target:

- The Micro project could not achieve hundred percent targets due to inaccessible area and shortage of technical persons and staff.
- Shortfall of target is reported in case of construction of Works especially in case of Boys Educational complex, irrigation projects etc. for want of skilled workmen, engineering staff and non-availability of quality materials nearby, escalation of costs of the building materials and labour wage and places due to the problem of forest clearance and availability of site etc.

- Schemes included in the CCD plan for which no funds were provided in the year 2012-13 to 2014-15 have not been implemented.
- Due to less number the Multi-Purpose Workers in the Gyanmandirs/Chatasalies, the pre-primary Education programme of the Micro project, could not cover all villages.

Activities which proved to be very beneficial for PVTG:

- The CCD Plan objective assessment on the whole reveals that the population and literacy of Dangria Kandha PVTG have been increased considerably, Poverty has been decreased marginally and migration of PVTG people to other states has been checked.
- Construction of 4 nos of irrigation projects covering 40 acres of land completed which are benefitting to 70 Dangria Kandha families.
- 4 villages have been provided with drinking water through spring based gravitational flow pipe water project.
- Tradition based stone bonding and development of horticulture plantations along with spices inter cropping programmes seem to be quite successful. For promotion of traditional culture, the construction of Sadara Gharas seem to be very popular.
- Establishment of an Educational Complex for girls has provided schooling facilities to as many as 250 Dangria Kandha girls.
- Under connectivity programmes, linking 16 villages with main roads has improved the life style and livelihood of PVTG.
- Provisions of solar lights made for 19 villages found essential and beneficial.
- The SHG movement in the villages seems to be extraordinary. As many as 460 Dangria Kandha youths have been roped into the movement of SHG through the assistance for undertaking income and employment activities and social services activities, Like PDS commodity distribution and advancing consumer loans.
- All the targeted families have been covered under Janashree BimaYojana and almost all the insurance claims of death cases reported as settled.

Activities which should be given priority, need for taking up new activities and success stories and lesson learnt, etc.

- More projects and schemes relating to education through Educational Complex and Gyanmandirs, connectivity, drinking water facility, housing and conservation of traditional culture will be taken up in priority basis.
- Income generating programme through horticulture activities, like Turmeric & Zinger cultivation and pineapple sucker plantation for the Dangria Kandha.
- To fulfill the objectives of RTE, one Educational complex for 250 Boys along with the Gyan Mandirs/Chatasali should be established and made functional for meeting the basic minimum necessities of schooling for Dangria Kandha boys and girls at Pre-Primary as well as primary stages.
- Priority need to be given for construction of the CC roads and culverts for connection to inaccessible villages with the main roads. Besides, the existing roads need to be repaired to make them motorable.
- Construction of new irrigation projects and repair and reconstruction of the existing irrigation projects need be prioritized to cover more areas under cultivation and horticulture plantation.
- Conservation of culture, arts and crafts, shrines, dance and songs, indigenous technology, development of site seen of natural resources including tribal tourism need be a focus area for interventions.

Success Story

Organic Turmeric Cultivation in Sweeden Field

Under CCD Plan the Dangria Kandha people had taken up turmeric cultivation in 14 villages during the years 2012-13 and 2013-14. The horticulture programme covered 226 beneficiaries. Its estimated cost was Rs.15,75,000/-. The harvesting of turmeric started from the 2nd year of the cultivation. In the 2nd year its bumper yield gave additional income of Rs.30,000/- per acre. Now turmeric cultivation has become more popular among the Dangria Kandha as it increased their annual income. The turmeric cultivation has taken up in villages such as Patalamba, Talua, Kansur, Parsali, Tuta, Pakeri, Sana Dengneli, Bada Dengeneli, Lamba, Sarijholi, Nisikhala, Bhalleri, Bangapadi and Nerigundi.





Turmeric Cultivation by a Dangria Kandha (DKDA, Parsali, Rayagada District) Bumper Turmeric Harvesting

Banana Cultivation



Under CCD Plan the Dangria Kandha people had taken up banana cultivation in 5 villages in the years 2013-14 and 2014-15. The horticulture programme covered 60 beneficiaries. Its estimated cost was Rs.3,00,000/-. The banana started bear fruits from the 2nd year of the cultivation. In the 2nd year it gave additional income of Rs.30,000/- per acre. Now banana cultivation has become more popular among the Dangria Kandha as it increased their annual income. The banana cultivation has taken up in villages such as Bangapadi, Gumma, Pakeri, Niskhal and kadrkabandle.



Organic Farming- Pineapple Cultivation



The pineapple cultivation has been taken up in 10 villages in 50 acres of land under CCD Plan during 2012-13 and 2013-14 in DKDA Micro Project area of Parsali. The horticulture programme covered 181 beneficiaries under this scheme. Its estimated cost was Rs.8,00,000/- only. Since it is a very profitable programme the Dangria Kandha people were motivated for pine apple cultivation to earn more income. The Dangria Kandha people were provided technical and financial supports under the scheme and implemented it successfully and generated additional annual income from it. They earned benefit from the third year of the cultivation and they will continue to earn more money every year. Their economic condition is changing day by day. The approximate annual income of the beneficiary comes to Rs.50,000/- per acre from pineapple cultivation. The benefit under the scheme per beneficiary comes to Rs.15,000/-.

Bringing Dangaria Kandha children in to Education Complexes

Schooling for the children was a distance dream for the Dangaria Kandha communities. Prior to the functioning of the Micro Project neither they had access nor desire to pursue education. This caused abysmally low level of literacy among the Dangaria Kandha. Thus the CCD plan during the 11th plan period gave special emphasis to bring these PVTG girls to the educational institutions for spread of women education.

One **Girls' Educational Complex** was established at Educational Complex, Kansur of Rayagada District by the DKDA, Parsali, Rayagada Micro Project with support from MOTA, GOI and ST & SC Development Department in the year 2007-08. All the teaching and non-teaching staff of the Educational Complex was selected from among the Dangria Kandha PVTG. This complex in addition to the formal education is also imparting the vocational and life skill education to the students. Besides, it is taking care of their safety and security. After successful operation for last 8 years, now a total of 250 Dangaria Kandha girls have been enrolled in the Educational Complex and continuing their study and staying in the Hostel. Odisha Govt. in SC/ST Development Department has been pleased to upgrade the Educational Complex up to Class-IX during the Year 2014-15. The Multi-Purpose Workers of the Micro Project and Teachers of the Educational Complex have sensitized the PVTG pupils and their parents to bring all the out of school PVTG girl children to the Educational Complex. During the year 2015, 09 Dangaria Kandha girls have been admitted in the Class-IX.

Keeping the success of the Girls' Educational Complex established under the CCD plan during the 11th Plan period and as per the provision of the new CCD plan for the 12th Plan period one Boys' Educational Complex Building has been under construction at Kansur in the Micro Project area. The Educational Complex has been helpful in raising the PVTG literacy rate from 20.97 % in 2010 to 25.56 % in 2015.



Educational Complex Building at Kansur village



Independence Day Celebration in Educational Complex

PART – II

Integrated Conservation–cum-Development Plan for (PVTG) for the Five Year Plan Period: 2016 to 2021

Name of the Scheme	:	Development of Dangria Kandha PVTG:
Name of the State / UT	:	ODISHA
Name of Department	:	ST & SC Development Deptt., Govt. of Odisha
Name of Organization/ Institution	:	SCSTRTI, Bhubaneswar, Odisha
Prepared by	:	Research Staff of SC & ST Research and Training Institute, Odisha and Staff of DKDA, Parsali, Rayagada Micro Project, Odisha
Approved and Recommended By	:	Commissioner-cum- Secretary, ST & SC Dev. Department, Govt. of Odisha
Date of Sub-mission	:	January, 2016

PART – III

BASIC DATA ABOUT DANGRIA KANDHA DEVELOPMENT AGENCY, PARSALI, RAYAGADA DISTRICT MICRO PROJECT

(BASED ON THE BASELINE SURVEY REPORT OF THE YEAR 2015)

Sl. No	Name of the PTGs living in the State/ UT	Name of village(s) / Hamlets(s)	Name of GPs	Name of Taluks/ Tehsils (s)	Name of District (s)	Total population as per 2015 Baseline Survey			Total No. of Families	Whether Population increasing/ declining / Stable (from 2007)
						Male	Female	Total		
I	II	III		IV	V	VI	VII	VIII	IX	X
1	Dangria Kandha	Talua (Forest)	Parsali	Kalyansingpur	Rayagada	5	7	12	5	Increased
2		Patalamba	Parsali			26	33	59	18	
3		Kansaro	Parsali			28	56	84	18	
4		Bhaleri	Parsali			5	6	11	4	
5		Tuta (H)	Parsali			38	55	93	23	
6		Parsali(H)	Parsali			31	39	70	17	
7		Pakeri(H)	Parsali			106	172	278	64	
8		Keletipadar(FV)	Parsali			6	9	15	3	
9		Nirgundi	Parsali			11	19	30	8	
10		Nisikhal	Parsali			33	54	87	21	
11		Sarijhula(FV)	Parsali			17	20	37	12	
12		Sano Dengneli	Parsali			65	56	121	32	
13		Bado Dengneli	Parsali			21	21	42	14	
14		Guma	Parsali			84	105	189	43	
15		Lamba	Parsali			56	65	121	30	
16		Dangamati(H)	Parsali			55	86	141	30	
17		Patangpadar(H)	Parsali			17	26	43	12	
18		Lakpadar	Parsali			55	86	141	33	
19		Damagada	Parsali			7	8	15	6	
20		Mayabali	Parsali			17	25	42	13	
21		Kurusumui	Parsali			35	37	72	17	
22		Chatikona	Parsali			28	22	50	16	
23		Bemberi(H)	Parsali			15	26	41	9	
24		Buduni	Parsali			36	44	80	20	

PART – III (Continue)

Sl. No	Name of the PTGs living in the State/ UT	Name of village(s) / Hamlets(s)	Name of GPs	Name of Taluks/ Tehsils (s)	Name of District (s)	Total population as per 2015 Baseline Survey			Total No. of Families	Whether Population increasing/ declining / Stable (from 2007)
						Male	Female	Total		
25	Dangria Kandha	Tadumui(FV)	Parsali	Kalyansingpur	Rayagada	11	10	21	6	Increased
26		Tentulipadar	Parsali			15	15	30	9	
27		Tamkosili	Parsali			33	39	72	19	
28		Bangopadi	Parsali			23	29	52	15	
29		Paramali	Parsali			43	43	86	19	
30		Panchkudi	Parsali			47	50	97	27	
31		Sikopadar	Parsali			11	14	25	6	
32		Kadraka Bandeli (H)	Sunakhandi			75	112	187	49	
33		Tebapada	Sunakhandi			27	54	81	26	
34		Railima	Sunakhandi			70	125	195	55	
35		Talo Musudi	Sunakhandi			13	26	39	10	
36		Upar Musudi	Sunakhandi			32	40	72	18	
TOTAL		36 villages	2 GPs	1 Tehsil	Total	400	557	957	259	Increased (247 persons)

- Out of 36 settlements, 25 are revenue villages, 11 are hamlets.
- The Dangria Kanadha population shows an increasing trend of 9.56 % growth over a period from 2007 to 2015.
- Favourable sex ratio, the female population (1634) out numbers their counterpart male population (1197).
- Out of 727 families, 215 families are headed by women.
- The sex ratio is favourable, female population (1634) outnumber their counterpart male population (1197).
- The Dangria Kanadha population structure includes 213 (106 boys + 107 girls) children in the agegroup of 0-3 years, 291 (139 boys + 152 girls) children in the age group of 3-6 years and 591 (249 boys + 342 girls) children in the age group of 6-14 years and 538 youths including 220 boys and 318 girls in the age group of 16-25 years. Besides, there are 47 educated tribal boys and 22 educated girls who seek higher education and skill enhancement and 117 males and 296 females for employment facilities.
- There are 14 OAP, 4 ODP, 46 OWP, 12 Antodaya, 14 Annapurna and 96 JBY eligible Dangria people to receive the social welfare schemes.

PART – III (Cont.)
BASIC DATA ON DANGRIA KANDHA DEVELOPMENT AGENCY PARSALI, MICRO PROJECT
BASED ON THE BASELINE SURVEY REPORT OF THE YEAR 2015

Sl. No.	Name of Village(s) / Hamlets(s)	No. of Housel ess HHs	No Literates			Revenue Land in Ac.	FRA Land in Ac.	Irrigatio n facility in acres	Electrification / Solar light	Drinking water
			Male	Female	Total					
I	II	III	IV	V	VI	VII	VIII	IX	X	XI
1	Talua (FV)	0	1	-	1	-	4.40	-	Solar Light	No
2	Patalamba	0	9	13	22	235.31	24.00	-	Electrified	Tube Well*
3	Kansaro	0	17	13	30	3.22	-	-	Electrified	Tube Well
4	Bhaleri	0	-	-	-	2113.11	-	3.36	Solar Light	Tube Well
5	Tuta (H)	6	10	15	25		27.10	-	Solar Light	Spring based pipe water
6	Parsali(H)	0	16	11	27		10.60	-	Electrified	Tube Well
7	Pakeri(H)	7	40	24	64		93.80	-	Solar Light	Tube Well / Spring based pipe water
8	Keletipadar (FV)	0	1	-	1	-	2.00	-	Solar Light	No
9	Nirgundi	0	5	4	9	159.22	10.70	-	Solar Light	Tube Well / Spring based pipe water
10	Nisikhal	2	10	8	18	40.38	19.75	-	Solar Light	Spring based pipe water
11	Sarijhula FV)	2	5	3	8	-	5.96	-	Solar Light	Spring based pipe water
12	Sano Dengneli	6	17	12	29	168.51	58.73	11.42	Solar Light	Tube Well
13	Bado Dengneli	0	5	4	9	325.47	20.00	13.13	Solar Light	Tube Well / Spring based pipe water
14	Guma	6	36	39	75	344.05	59.50	5.72	Solar Light	Tube Well / Spring based pipe water

PART – III (Cont.)

Sl. No.	Name of Village(s) / Hamlets(s)	No. of Houseless HHs	No Literates			Revenue Land in Ac.	FRA Land in Ac.	Irrigation facility in acres	Electrification / Solar light	Drinking water
			Male	Female	Total					
I	II	III	IV	V	VI	VII	VIII	IX	X	XI
15	Lamba	6	7	23	30	282.55	38.60	2.97	Solar Light	Spring based pipe water
16	Dangamati (H)	4	35	31	66	957.07	47.20	5.00	Solar Light	Spring based pipe water
17	Patangpadar (H)	3	1	3	4		23.10	-	Solar Light	Spring water
18	Lakpadar	8	12	4	16		35.00	-	Solar Light	Sprint water
19	Damagada	4	2	2	4	8.93	9.10	4.92	Solar Light	Tube Well
20	Mayabali	5	4	3	7	168.51	34.40	20.28	Solar Light	Tube well
21	Kurusumui	3	6	10	16	421.60	28.00	-	Solar Light	Tube well
22	Chatikona	1	7	4	11	772.64	34.00	-	Solar Light	Tube Well
23	Bemberi(H)	0	-	2	2		13.50	-	Solar Light	Cistern
24	Buduni	1	15	19	34	421.43	-	5.40	Solar Light	Tube Well
25	Tadumui (FV)	0	3	2	5	189.04	-	5.11	Solar Light	Tube well
26	Tentulipadar	1	8	4	12	339.27	15.60	-	Solar Light	Tube well
27	Tamkosili	1	15	16	31	26.55	47.67	5.59	Solar Light	Tube Well
28	Bangopadi	5	4	7	11	150.56	12.80	-	Solar Light	Cistern
29	Paramali	1	5	10	15	397.49	42.20	-	Solar Light	Tube well
30	Panchkudi	0	13	8	21	993.12	49.20	-	Solar Light	Tube well
31	Sikopadar FV	0	1	3	4		-	-	Solar Light	Spring based
32	Kadraka Bandeli (H)	0	26	12	38		76.20	-	Solar Light	Spring based
33	Tebapada	8	4	6	10		57.90	-	Solar Light	Spring based
34	Railima	0	25	18	43	291.57	116.80	20.28	Electrified	Tube well
35	Talo Musudi	3	2	2	4	1139.09	-	-	Solar Light	Spring based
36	Upur Musudi	3	2	4	6		-	-	Solar Light	Spring based
Total		86/727	369	339	708	9948.69	1010.00	103.18	36/36	2/36
			30.82%	20.74%	25.00%					

(FV): Forest Village, (H): Hamlet

PART –III (Cont.)

**BASIC DATA ON DANGRIA KANDHA DEVELOPMENT AGENCY (KURLI) CHATIKONA MICRO PROJECT
BASED ON THE BASELINE SURVEY REPORT OF THE YEAR 2015**

Sl. No	Name of Village(s) / Hamlets(s)	School	Anganwadi Center	Gyanmandir	Motorable Road	Shop	Market Centre	Sadarghara	Shawl Embroidery	Dance Troupe
I	II	XII	XIII	XIV	XV	XVI	XVII	XVIII	XIX	XX
1	Talua (Forest)	No	No	No	No	No	No	No	No	No
2	Patalamba	No	No	No	Yes	No	No	Yes	Yes	No
3	Kansaro	Yes	No	No	Yes	No	No	Yes	Yes	Yes
4	Bhaleri	No	No	No	Yes	No	No	No	No	No
5	Tuta (H)	No	No	No	No	No	No	Yes	No	No
6	Parsali(H)	Yes	Yes	No	Yes	No	No	Yes	No	Yes
7	Pakeri(H)	No	Yes	No	No	No	No	No	No	Yes
8	Keletipadar(FV)	No	No	No	No	No	No	Yes	No	No
9	Nirgundi	No	No	No	No	No	No	No	No	No
10	Nisikhal	No	No	No	No	No	No	Yes	Yes	Yes
11	Sarijhula(FV)	No	No	No	No	No	No	No	No	No
12	Sano Dengneli	Yes	No	No	Damaged	No	No	Yes	Yes	Yes
13	Bado Dengneli	No	No	No	Damaged	No	No	No	No	No
14	Guma	Yes	Yes	Yes	Damaged	No	No	Damaged	Yes	Yes
15	Lamba	No	No	No	No	No	No	No	Yes	Yes
16	Dangamati(H)	No	Yes	Yes	No	No	No	No	Yes	Yes
17	Patangpadar(H)	No	No	No	No	No	No	No	No	No
18	Lakpadar	No	No	Yes	No	No	No	No	No	No
19	Damagada	No	No	No	No	No	No	No	No	No
20	Mayabali	No	No	No	Damaged	No	No	No	No	No
21	Kurusumui	No	Yes	No	No	No	No	No	No	No
22	Chatikona	No	No	No	Damaged	No	No	No	No	No
23	Bemberi(H)	No	No	No	No	No	No	No	No	No
I	II	XII	XIII	XIV	XV	XVI	XVII	XVIII	XIX	XX

24	Buduni	No	No	No	Damaged	No	No	Yes	No	No
25	Tadumui(FV)	No	No	No	No	No	No	No	No	No
26	Tentulipadar	No	No	No	Damaged	No	No	Yes	No	No
27	Tamkosili	Yes	No	No	Yes	No	No	Yes	No	No
28	Bangopadi	No	No	No	No	No	No	Yes	No	No
29	Paramali	No	No	No	Damaged	No	No	Yes	No	No
30	Panchkudi	No	Yes	Yes	Damaged	No	No	No	No	No
31	Sikopadar	No	No	No	No	No	No	No	No	No
32	Kadraka Bandeli (H)	Yes	Yes	No	Damaged	No	No	Yes	No	Yes
33	Tebapada	No	No	No	Damaged	No	No	No	No	No
34	Railima	Yes	Yes	Yes	Yes	No	No	No	No	No
35	Talo Musudi	No	No	No	No	No	No	No	No	No
36	Upur Musudi	No	No	No	No	No	No	No	No	No
	Total	7/36	8/36	5/36	6/36	0/36	0/36	13/36	7/36	9/36

Critical Infrastructure Gaps:

- Out of 727 total Dangria Kandha households, 86 (11.82 %) are houseless.
- Four out of 36 villages/settlements have not recorded any revenue land.
- Dangria Kandha families of 7 villages/settlements have not been provided any land titles under Forest Rights Act.
- Cultivable lands of 24 villages/settlements have not been extended with irrigation facilities.
- 29 villages/settlements have no primary schools, 8 settlements have no Anganwadi Center and 27 villages have no Gyanmandirs (preprimary education facility). Thus literacy status among the Dangria Kandha people is unimpressive with 75.00 % non-literate people and female literacy is abysmally low, 20.74 % only.
- Only 7, out of 36 villages have connectivity (motorable roads), 18 villages are totally deprived of connectivity and the existing roads at 11 villages are found severely damaged.
- 4 villages have no safe drinking water facilities.
- Shopping facilities and market centers are conspicuously absent in Micro Project areas. Dangria Kandha people use to visit the nearby by Market centers at Kalyansingpur and Majhiguda weekly hat by covering a distance which varies from 5. to 25 km.
- There are as many as 42 SHGs (3 for Men + 39 for Women) who have opted financial assistance and skill enhancement for socio-economic development.
- 23/36 villages have no Sadarghara (Traditional Community Centers).
- Pristine culture of the craft of shall embroidery and performing art such as tribal dance and songs have vanished from 29 villages and 27 villages, respectively.

PART – IV

APPROACH OF THE STATE GOVERNMENT IN BRIEF FOR THE DEVELOPMENT OF DANGRIA KANDHA PVTG FOR FIVE-YEAR INTEGRATED CCD PLAN (2016-17 to 2020-21)

Introduction:

As per the parameters of the revised guidelines of the scheme for development of Particularly Vulnerable Tribal Groups (PTGs), issued by the Ministry of Tribal Affairs, Govt. of India and communicated by GOO, ST & SC Development Department vide letter No, 9375/SSD dated 5.5.2015, it is required to prepare a Long Term Integrated Conservation-cum-Development Plan for Five Years (2016-2021) for the 13 PTGs of Odisha. The said revised scheme became operative with effective from 1st April, 2016. Thus, the Govt. of Odisha has adopted strategy and initiated formulation of the long term Integrated CCD plans in respect of all the 13 PVTGs in the locations of 17 Micro Projects of Odisha with the following aim and objectives.

Aim and objectives:

The PVTGs constitute the most vulnerable section among the tribal and inhabit in isolated, remote and difficult areas in small and scattered hamlets/ settlements. The revised scheme aims at planning their socio-economic development in a comprehensive manner while retaining the culture and heritage of the community by adopting habitat development approach and intervening in all spheres of their social and economic life so that a visible impact is made in improvement of the quality of life.

Strategies; Micro Project can become model of growth for PVTGs:

The PVTGs are disadvantaged and the marginalized groups among the STs, who live in difficult geographical pockets. Thus 17 special Micro Projects in 12 districts covering 20 part locks, including the Dangria Kandha Ddevelopment Agency, Parsali under Kalyansigpur Block of Rayagada District are functioning in the State of Odisha to take care of total development of PVTGs.

The Five-Year CCD plan of the said Micro Project, meant for the all sided development of Dangria Kandha PVTG is designed respecting the principles of Panchasheels of Pt. Nehru, 1955. It highlights the need for implementation of all schemes and programmes at the hamlet level by preparing an integrated 5-Year PVTG Development Plan. This Micro Project is provisioned to be provided **Rs. 5693.12 Lakh** during next five years basing on the suggestions of the revised scheme of PVTG development like Vanabadhu Kalyan Yojajana (KVY) of MOTA, GOI. Financial provision has been made for all hamlets/villages for a 5-year period (2016-21) taking into account of the basic needs of the PVTG villages/hamlets and their populations and infrastructure development, identified by themselves through Gram Sabhas. It suggests flow of funds to make

the Micro Project financially strong for creating permanent assets at hamlet level for increasing internal revenue generation by taking advantage of the MGNREGS, Article 275 (1), SCA to TSP and other sources like the Central and State sector schemes and programmes, and to implement schemes for drinking water, sanitation, health, construction of roads, lighting of roads as well as improvement of livelihood through agro-forestry programmes for sustainable income generation.

Strategies & Planning Process:

The CCD plan would follow the strategy and process of VKY. It aims at overall development of tribal people with an outcome-base approach, which would ensure that all the intended benefits goods and services to the tribal people through various programmes/schemes of Central and State Governments covered under the respective Tribal Sub-Plans actually reach them by way of appropriate convergence. It is envisaged to develop all the hamlets in the Micro Project as model villages with visible infrastructural facilities to further the mission development while ensuring the following:

- I. Emphasis on quality education & higher education.
- II. Accelerated economic development of tribal areasthrough qualitative and sustainable employment.
- III. Housing and health for all.
- IV. Safe drinking water for all at doorsteps.
- V. Irrigation facilities suited to the terrain.
- VI. All weather roads with connectivity to GP and Micro Project headquarters.
- VII. Aavailability of electricity or solar lights at villages.
- VIII. Full-bodied institutional mechanism to facilitate and ensure sustainable development.
- IX. Promotion of sports and conservation of PVTGs Cultural Heritage.

As per the prescription of PESA, the decentralized planning programme, i.e. village-level plan (Ama Gaon-Ama Yojana) through the consent of the Gramsabhas, was made by September, 2015 for fostering rapid economic growth and social justice. Apart from basic amenities, issues like management of natural resources, education, health, agriculture and social security have been included in the village plans. While one year plan will ensure short-term development, five-year plans will help achieve long-term goals. It suggests a process of addressing the socio-economic grievances like livelihood concerns and social insecurities of PVTGs populations to usher in development in the tribal areas and improve the living conditions of populations in hilly and forest terrains. The other steps are to upgrade communications and transport infrastructure in areas to end the isolation of some PVTG hamlets, investing in health and education infrastructure, increasing employment opportunities, and raising the quality of life in tribal areas, CCD tried strategic cooperation of Odisha Govt. line departments, financially and technically. It invites convergence of all schemes and programmes as detailed below.

Socio-economic development:

Education:-

- Eradicating poverty is the top priority for the PVTG. The plan suggests programmes to educational empowerment of the poor. Education and skill development are priority areas to be addressed through the central sector scheme of setting up of educational complexes for spread ST literacy among the low literacy pockets.
- As the Dangria Kandha PVTG are identified with the low-literacy rate and they are educationally very backward, creation and operation of educational residential Educational Complexes with hostels for the boys and girls is suggested in order to ensure 100% physical enrolment through campaign mode. In addition to the existing one Educational Complex operating for the PVTG girls in the Micro Project area, focus would be on the establishment of one more Educational Complex for the boys with the provisions of recurring, non-recurring expenditure and maintenance cost. It proposes making of special efforts like, training and engagement of local educated PVTG youths as teachers, special incentives to attract good teachers in schools, empowering the school management committee to engage teachers in subjects where teachers are not available, arrangement for special coaching before the new session starts in class V, VI, VII, VIII, IX and X etc. when children face new barriers, adopting flexible approach for running schools as per local needs, bringing back to dropped-out students to educational complexes, development of primers in local language and regular health check-up of PVTG students.
- Under Early Childhood Care and Education, Gyanmandirs (Non Formal Education Centers) at each hamlet/settlement would be set up to enable preschool education inputs and to take care of children under six years of age. The Gyanmandirs are suggested to be established at villages/Hamlets, where there are no Anganwadi/Mini-Anganwadi Centers to extend pre-primary education at their door step so as to make these Gyanmandirs as the feeding centers for the Educational Complexes for boys and girls at primary and secondary level. This will be exclusively an intervention of Odisha PVTGs Peoples Livelihood Improvement Programmes (OPELIP).

Infrastructure:-

The development of infrastructure – village link roads and bridges/culvert, irrigation facilities, electricity, solar lights, education and health and market, is essential for accelerating economic development of the PVTG people. The CCD plan investments in village infrastructure as detailed below would give impetus to economic activities, improve tribal skills, and help generate additional employment and income.

(a) Connectivity:

- It is focused on providing connectivity in tribal areas, which would include physical connectivity as well as telecommunication connectivity. All the villages/hamlets of the Micro Project should be connected by Pucca/CC road.
- As far as possible to ensure communication facility to the people, all weather roads and bridges would be constructed.
- The plan suggests to extend connectivity to all the deprived villages and hamlets through the schemes like, Rural Development Department & PMGSY.

(b) Housing:

- All the houseless PVTG families are projected to be covered under Indira Awas Yojana (IAY) housing scheme. While constructing the houses for the PVTGs, their traditional architecture pattern would be followed.

(c) Drinking water:

- All the identified PVTG habitations without the safe drinking water facilities would be covered with such facilities by tapping the natural water sources, water harvesting and through gravitational flow of water.

(d) Electricity:

- Electricity supply to all the tribal areas/villages/hamlets/settlements is to ensure with emphasis on off-grid solar power along with provision of maintenance. The devices installed outside should be watched by the villagers and it should be covered with strong metal to protect them from theft.

(e) Health and Nutrition:-

- Undertaking health surveys of PVTG including issuing health cards to them indicating their health status especially with respect to sickle-cell anemia (100% screening), providing funds for emergency and specific needs, training for paramedics amongst the people, medicated mosquito nets to control malaria. 100% health facility coverage of pregnant mothers and immunization of children and also to supplement protein for nutrition would be additional. Extensive tests for Sickle Cell Anemia, both disease and traits, would be conducted among the PVTG children covering all educational institutions including Gyanmandirs, EMRS/Educational Complexes. All the affected children will be sensitized about the disease, its testing protocol, and counseling of the patients and parents through community mobilization with financial and technical supports from UNICEF and Health department, respectively. Women and Child Development Department with support from Health and family Welfare Department would host the nutrition, supplementary feeding and immunization programmes for the PVTG.

(f) Livelihood Improvement /Income Generation:

- The CCD plan envisages development of land with stone bounding and plantation of fruit bearing trees, like citrus, mango, banana, yam and spices, such as turmeric and zinger (organic produce) cultivation/intercropping in the hill farms of the Dangria as the core income generating programme. It will be supplemented by rice cultivation in the small chunks of wetlands, agro-forestry-vocation based skill and capacity building trainings to youths and extension of market facilities. Most of the income generating programmes will be implemented through a group mode (Women SHGs). The schemes, like fruit and food processing and trading of agro-forest produce and their transporting will be implemented by the SHGs, and the DKDCMCS will act as a federation of all the SHGs and help extend financial and marketing and transportation supports to them. This will arrest economic exploitations of the Dangria Kandha.
- Institutional mechanism proposed to be evolved for development of vermin compost and organic farming for growing traditional crops including millets, maize, green vegetables etc. The practice of development of kitchen garden with species like drumstick, papaya, citrus, banana, guava, etc. along with vegetable intercropping and its use in the residential schools as well in the backyard of individual PVTG would be encouraged to help nutritional supplement. Agriculture and Horticulture depts. would extend technical supports for these programmes as per their approved financial norm.
- PVTG families provided with land under FRA 2006 have been provisioned for land development along with agro forestry programmes including apiary and organic farming of turmeric and zinger.

(g) Irrigation:

- Irrigation facilities suggested to be extended to the entire agricultural field, and horticulture plantation patches through lift irrigation and small irrigation projects. Water harvesting structures, cross bunds would be constructed along with extension of canal to provide Irrigation facilities to the cultivable fields/orchards.

(h) Protection of Traditional Knowledge and Culture:

- Promotion of tribal tourism by identifying a heritage village in the Micro Project area and setting up of a PVTG Museum and open air platform and development of tourist sites, like waterfalls and streaking facilities. As a component of the museum movements, the so called Museum would be linked with the Tribal Museum at SCSTRTI, Bhubaneswar for sharing the arts and crafts products and technical expertise for promotion and preservation of antiques. A select of PVTG youths will be trained as Tourist Guide to promote tribal tourism and management of PVTG Museum and Craft villages.
- The agro-forest based economic activities in the hills are difficult tasks that require coordination of people in a co-operative spirit. The practices of traditional 'labour cooperatives', working together in each other's agricultural field, collection of MFPs would be put as a development input in all the labour-based economic activities for accomplishing

the difficult task, up in the hill farming and foraging. Therefore, the plan suggests strengthening of SHGs, traditional labour cooperatives, and construction of Multi-Purpose community house.

- Traditional festivals to conserve and promote cultural heritage; contemporizing tribal art forms will be developed as source of livelihood. Culture and sports including tribal traditional games are planned to be promoted with technical support from ATLC.

(i) Social Security:

- All the old age, disabled, lone PTG households will be covered under different social security schemes like OAP, ODP, Antodaya, and Arnapurna Yojana to provide them protection. All the Heads of PTG families will be covered under Janashree BimaYojajana.

(j) Institutional Mechanism:

- Under this new initiative, one Jr. Engineer, Junior Horticulture Officer/Junior Agriculture Officer, Multi Purpose Workers etc. Have been provisioned to be engaged through the CCD Plan to extend support, expertise, monitor and supervise the implementation of programmes meant for the PTGs.
- A Committee consisting of Collector/PA, ITDA (For Micro Project area), Line Deptt. Officers along with SO, Micro Projects as Member Convener should be formed and should monitor/supervise the progress of ongoing programmes quarterly in a year and submit report to the ST&SC Development Deptt.

PART – V

i. SOCIO-CULTURAL FEATURES & ECONOMY OF DANGRIA KANDHA PVTG.

Typical Feature of Dangria Kandha PVTG	Occupation Categories of Dangria Kandha PVTG
<ul style="list-style-type: none"> ➤ Dangria Kandha is autochthons of the Niamgiri hill ranges in Rayagada district. ➤ They speak <i>Kui</i>, a Dravidian dialect. ➤ They are shifting cultivators and expert horticulturists. ➤ They grow pineapples, banana, oranges, turmeric and a variety of cereals and pulses in their swiddens. ➤ They have linear housing pattern in the Dravidian style. ➤ They are organized into strong territorial clan groups. ➤ They follow clan exogamy and practice polygyny. ➤ Their girls' dormitory, <i>dashbeta</i> is functional. ➤ Their traditional labour cooperatives are operating. ➤ They observe <i>meria</i> or <i>kedu</i> festival sacrificing buffaloes. ➤ They worship earth goddess, <i>dharnipenu</i> and <i>Kateiwall</i>. ➤ Their community house is called <i>Sadar</i>. ➤ They are one of the feuding tribes of India. 	<p>The main occupation of the Dangria Kandha is shifting cultivation, which is supplemented by, horticulture, collection and sale of MFP. Their sources of income are as follows:</p> <ul style="list-style-type: none"> • Hill farm cultivation: pulses jhana, ragi etc. and legumes, like arhar, beans, etc. Oil seeds, like castor, mustard, nizer, til etc. • Horticulture: Fruit orchards like Mango, jackfruit, banana, citrus, pineapple etc. and spices cultivation like turmeric, ginger, chilli, etc. • Minor forest collections, yam, hill broom, sialifibre and leaves, sal seeds and leaves, mahua flowers and seeds, tamarind, resin, gum etc.

PART – V

ii. PROBLEMS OF DANGRIA KANDHA PVTG AND PRIORITIES FOR THE FIVE YEAR PLAN

Major Problems being faced by Dangria Kandha PVTG	Priorities for Dangria Kandha PVTG
<ul style="list-style-type: none"> • Health: Endemic Malaria, tooth decay, skin diseases and malnutrition are the main health hazards. • Education: Very low rate of literacy, and lack of development awareness. • Housing: Lack of ventilation. Maintenance of thatch for want of piri, wild grass. • Connectivity: Villages are inaccessible for which the Dangria Kandh fails to get market prices for their produce and fail to avail health care facilities down the hills. • Culture: Socio-culture practices like clan feuds, payment of high bride price, heavy drinking habits and expensive rites and rituals lead to deficit economy and indebtedness and ultimately they become vulnerable to exploitation by local money lenders. • Income Generation: Shifting Cultivation resulting in deforestation, soil erosion, uneconomic harvest & eco-hazard, undevelopment land for paddy cultivation lack of irrigation adversely affect their income. • Habitat: Depletion of forest and soil erosion adversely affecting the habitats ecology and agro-forest based economy. 	<ul style="list-style-type: none"> • Education: Establishment of an Educational Complex for Boys and Gyanmandir for promoting education in each village, Cash incentives to parents of each school going students to reduce dropouts, ensuring sensitization in each village through Multi-Purpose Workers. • Connectivity: Provision of CC Roads, Link Roads, and CD works etc. • Income Generating Schemes: Horticulture, Setting up of MFP processing and sale units with special emphasis on marketing through SHGs, Capacity Building and Skill up gradation, Exposure visits. • Health: Organization of Mobile Health Camps, supply of medicines to patients, and coverage on national health insurance scheme. • Conservation of Culture: Restoration of their community centers for promotion of cultural activities and revival of their traditional arts and crafts, organizing cultural programme etc. • Housing: Construction of IY houses for the needy families and maintenance of the existing houses allotted to them earlier. • Drinking Water: Stream abased gravitational flow pipe water and construction of cistern installation of Tube wells with Pipe water supply. • Irrigation: Construction of Check dams, Canal system.

PART - VI
CCD Plan for Dangria Kandha, PVTG of D.K.D.A., Parsali, Rayagada
(Based on Priorities indicated in Part-V)

Sl No	Years	Sectors	Sub-sectors	Annual Works Proposed (along with rates)	Name of Village / Hamlet where the proposed works is to be undertaken	Quantity (Where applicable e eg. Housing roads etc.)	Unit Cost	Financial Target (Rs. In lakhs)	No. of PVTG Beneficiaries (Male & Female Separately where feasible)			Implementing Agency (State Govt./ UT Admb./ NGO)	Funding Agency
									Total	Male	Female		
I	II	III	IV	V	VI	VII	VIII	IX	X	XI	XII	XIII	XIV
1	2016-17	Social Sectors	Education	Differential Remunartion of Teaching & Non Teaching Staff of Girls Educational Complex	Kansur	21 Nos		6.25	250		250	MP	CCD
2	2016-17			Maintainance of Educational complex for Boys (Recurring) includes Mess charges, Boarding charges, Uniform, Coaching, Books, Stationaries, Health care, Annual sports, Incentives, Exposure visit				36.90				MP	CCD
3	2016-17			Maintainance of Educational complex for Boys (Non Recuring) includes repairing, colouring, supply of furnitures utensils etc				13.10				MP	CCD
4	2016-17			Remunartion of Teaching & Non Teaching Staff of Boys Educational complex	Kansur	21 Nos		13.29	250	250		MP	CCD
5	2016-17			Repairing of Gyana Mandir	Tamaksila	1 Nos	@1.00	1.00	72	33	39	MP	CCD
6	2016-17			Repairing of Gyana Mandir	Buduni	1 Nos	@1.00	1.00	80	36	44	MP	CCD
7	2016-17			Supply of Reading, Writing Material and grant to the student of Gyana Mandir	Lakpadar, Gumma, Buduni, Panchkodi, Railima	5 Nos	@0.70	3.50	170	82	88	MP	CCD
8	Sub-Total							75.04					
9	2016-17		Health & Nutrition	Yearly Sickel Cell Screening of all childrenen (0-14Years)		200	0.001	0.20				MP	CCD

Sl No	Years	Sectors	Sub-sectors	Annual Works Proposed (along with rates)	Name of Village / Hamlet where the proposed works is to be undertaken	Quantity (Where applicable e eg. Housing roads etc.)	Unit Cost	Financial Target (Rs. In lakhs)	No. of PVTG Beneficiaries (Male & Female Separately where feasible)			Implementing Agency (State Govt./ UT Admb./ NGO)	Funding Agency
									Total	Male	Female		
I	II	III	IV	V	VI	VII	VIII	IX	X	XI	XII	XIII	XIV
10	Sub-Total							0.20					
11	2016-17		Drinking Water	Const. of spring based Pipe water supply	Tentulipadar	1 Nos	@3.00						
12	Sub-Total							0.00					
13	Total							75.24					
14	2016-17	Infrastructure	Housing	Renovantions of Community Center	Tentulipadar	1 No	@2.00	2.00	11	9	2	MP	CCD
15	2016-17			Renovantions of Community Center	Buduni	1 No	@2.00	2.00	15	12	3	MP	CCD
16	2016-17			Renovantions of Community Center	Kurusumui	1 No	@2.00	2.00	14	13	1	MP	CCD
17	2016-17			Construction of Community Center	Chatikona	1 No	@5.00	5.00	17	15	2	MP	CCD
18	2016-17			Renovantions of Community Center	Bangapadi	1 No	@2.00	2.00	11	6	5	MP	CCD
19	2016-17			Renovantions of Community Center	Tamaksil	1 No	@2.00	2.00	15	12	3	MP	CCD
20	Sub-Total							15.00					
21	2016-17	Infrastructure	Connectivity	Constructuion of Village CC Road with Drain	Tamaksil	100 mtr	@5.00	5.00	72	33	39	MP	CCD
22	2016-17			Constructuion of Village CC Road with Drain	Tentulipadar	100 mtr	@5.00	5.00	30	15	15	MP	CCD
23	2016-17			Constructuion of Village CC Road with Drain	Buduni	100 mtr	@5.00	5.00	80	36	44	MP	CCD
24	2016-17			Constructuion of Village CC Road with Drain System	Tadamui	100 mtr	@5.00	5.00	21	11	10	MP	CCD
25	2016-17			Constructuion of Village CC Road with Drain	Chatikona	100 mtr	@5.00	5.00	50	28	22	MP	CCD

Sl No	Years	Sectors	Sub-sectors	Annual Works Proposed (along with rates)	Name of Village / Hamlet where the proposed works is to be undertaken	Quantity (Where applicable e eg. Housing roads etc.)	Unit Cost	Financial Target (Rs. In lakhs)	No. of PVTG Beneficiaries (Male & Female Separately where feasible)			Impleme nting Agency (State Govt./ UT Admb./ NGO)	Funding Agency
									Total	Male	Femal e		
I	II	III	IV	V	VI	VII	VIII	IX	X	XI	XII	XIII	XIV
26	2016-17			Constructuion of Village CC Road with Drain	Bemberi	100 mtr	@5.00	5.00	41	15	26	MP	CCD
27	2016-17			Constructuion of Village CC Road with Drain	Kurusum ui	100 mtr	@5.00	5.00	72	35	37	MP	CCD
28	2016-17			Constructuion of Village CC Road with Drain	Bangapad	100 mtr	@5.00	5.00	52	23	29	MP	CCD
29	Sub-Total							40.00					
30	2016-17	Infrastruct ure	Electrificati on	Supply of Solar Street Light with Maintenance	Tentulipa dar	2 Nos	@0.50	1.00	30	15	15	ORIDA / MP	CCD
31	2016-17			Supply of Solar Street Light with Maintenance	Buduni	2 Nos	@0.50	1.00	80	36	44	ORIDA / MP	CCD
32	2016-17			Supply of Solar Street Light with Maintenance	Chatikon a	1 No	@0.50	0.50	50	28	22	ORIDA / MP	CCD
33	2016-17			Supply of Solar Street Light with Maintenance	Tadamui	1 No	@0.50	0.50	21	11	10	ORIDA / MP	CCD
34	2016-17			Supply of Solar Street Light with Maintenance	Bemberi	1 No	@0.50	0.50	41	15	26	ORIDA / MP	CCD
35	2016-17			Supply of Solar Street Light with Maintenance	Kurusum ui	2 Nos	@0.50	1.00	72	35	37	ORIDA / MP	CCD
36	2016-17			Supply of Solar Street Light with Maintenance	Bangapa di	1 No	@0.50	0.50	52	23	29	ORIDA / MP	CCD
37	2016-17			Supply of Solar Street Light with Maintenance	Tamaksil a	1 No	@0.50	0.50	72	33	39	ORIDA / MP	CCD
38	Sub-Total							5.50					
39	Total							60.50					
40	2016-17			Construction of canal system at D/W	Tadamui	1 No	@3.00	4.00	21	11	10	MP	CCD
41	2016-17			Construction of D/W at Paramaili Nala	Tamaksil a	1 No	@6.00	6.00	72	33	39	MP	CCD
42	2016-17			Construction of Canal system at Badadengeli	Badaden geli	1 No	@5.00	5.00	15	10	5	MP	CCD

Sl No	Years	Sectors	Sub-sectors	Annual Works Proposed (along with rates)	Name of Village / Hamlet where the proposed works is to be undertaken	Quantity (Where applicable e eg. Housing roads etc.)	Unit Cost	Financial Target (Rs. In lakhs)	No. of PVTG Beneficiaries (Male & Female Separately where feasible)			Implementing Agency (State Govt./ UT Admb./ NGO)	Funding Agency
									Total	Male	Female		
I	II	III	IV	V	VI	VII	VIII	IX	X	XI	XII	XIII	XIV
43	2016-17			Construction of Canal system at Sanadengeli	Sanadengeli	1 No	@4.00	4.00	15	10	5	MP	CCD
44				Sub-Total				19.00					
45	2016-17	Sustainable Livelihood Project	Land Development										
46				Sub-Total				0.00					
47	2016-17	Sustainable Livelihood Project	Horticulture	Pineapple with Stone Bonding	Tentulipadar	4.50 Ac	@0.35	15.75	9	7	2	MP	CCD
48	2016-17			Pineapple with stone bonding	Bangapadi	7.50 Ac	@0.35	2.63	15	10	5	MP	CCD
49	2016-17			Banana Plantation	Bangapadi	7.50 Ac	@0.79	5.92	15	10	5	MP	CCD
50	2016-17			Dev.of Horticulture Nursery	40 villages	1 Nos	@2.00	2.00	2831	1197	1634	MP	CCD
51	2016-17			Zinger Cultivation	Tentulipadar	2.25 Ac	@0.34	0.77	9	7	2	MP	CCD
52	2016-17			Zinger Cultivation	Tadamui	1.25 Ac	@0.34	0.43	6	4	2	MP	CCD
53	2016-17			Zinger Cultivation	Chatikona	4.00 Ac	@0.34	1.36	16	13	3	MP	CCD
54	2016-17			Zinger Cultivation	Bemberi	2.25 Ac	@0.34	0.77	9	7	2	MP	CCD
55	2016-17			Zinger Cultivation	Kurusumui	4.25 Ac	@0.34	1.45	17	14	3	MP	CCD
56	2016-17			Zinger Cultivation	Bangapadi	3.75 Ac	@0.34	1.28	15	10	5	MP	CCD

Sl No	Years	Sectors	Sub-sectors	Annual Works Proposed (along with rates)	Name of Village / Hamlet where the proposed works is to be undertaken	Quantity (Where applicable e eg. Housing roads etc.)	Unit Cost	Financial Target (Rs. In lakhs)	No. of PVTG Beneficiaries (Male & Female Separately where feasible)			Implementing Agency (State Govt./ UT Admb./ NGO)	Funding Agency
									Total	Male	Female		
I	II	III	IV	V	VI	VII	VIII	IX	X	XI	XII	XIII	XIV
57	2016-17			Zinger Cultivation	Tamaksila	4.75 Ac	@0.34	1.62	19	17	2	MP	CCD
58	2016-17			Turmeric Cultivation	Tentulipadar	2.25 Ac	@0.33	0.74	9	7	2	MP	CCD
59	2016-17			Turmeric Cultivation	Tadamui	1.25 Ac	@0.33	0.41	6	4	2	MP	CCD
60	2016-17			Turmeric Cultivation	Chatikon	4.00 Ac	@0.33	1.31	16	14	2	MP	CCD
61	2016-17			Turmeric Cultivation	Bemberi	2.25 Ac	@0.33	0.74	9	7	2	MP	CCD
62	2016-17			Turmeric Cultivation	Kurusumui	4.25 Ac	@0.33	1.40	17	14	3	MP	CCD
63	2016-17			Turmeric Cultivation	Bangapadi	3.75 Ac	@0.33	1.23	15	10	5	MP	CCD
64	2016-17			Turmeric Cultivation	Tamaksila	4.75 Ac	@0.33	1.56	19	17	2	MP	CCD
65	2016-17	Sub-Total						41.37					
66	2016-17	Sustainable Livelihood Project	Agriculture	Maize Demonstration	Tentulipadar	1 Ac	@0.02	0.02	11	9	2	DKDA	CCD
67	2016-17			Maize Demonstration	Buduni	2 Ac	@0.02	0.04	15	12	3	DKDA	CCD
68	2016-17			Maize Demonstration	Tadamui	1 Ac	@0.02	0.02	5	4	1	DKDA	CCD
69	2016-17			Maize Demonstration	Chatikon	1 Ac	@0.02	0.02	17	12	5	DKDA	CCD
70	2016-17			Maize Demonstration	Bemberi	1 Ac	@0.02	0.02	10	8	2	DKDA	CCD
71	2016-17			Maize Demonstration	Tamaksila	3.00 Ac	@0.02	0.09	15	12	3	DKDA	CCD

Sl No	Years	Sectors	Sub-sectors	Annual Works Proposed (along with rates)	Name of Village / Hamlet where the proposed works is to be undertaken	Quantity (Where applicable e eg. Housing roads etc.)	Unit Cost	Financial Target (Rs. In lakhs)	No. of PVTG Beneficiaries (Male & Female Separately where feasible)			Implementing Agency (State Govt./ UT Admb./ NGO)	Funding Agency
									Total	Male	Female		
I	II	III	IV	V	VI	VII	VIII	IX	X	XI	XII	XIII	XIV
72	2016-17			Maize Demonstration	Kurusumui	3.00 Ac	@0.02	0.09	14	12	2	DKDA	CCD
73	2016-17			Lying Transplanting of paddy cultivation	Buduni	5.00 Ac	@0.03	0.15	5	4	1	DKDA	CCD
74	2016-17			Lying Transplanting of Paddy cultivation	Tamaksila	5.00 Ac	@0.03	0.15	5	4	1	DKDA	CCD
75	2016-17			Mustard Demonstratoin	Tentulipadar	3 Ac	@0.02	0.06	6	6		DKDA	CCD
76	2016-17			Mustard Demonstratoin	Buduni	3 Ac	@0.02	0.06	6	6		DKDA	CCD
77	2016-17			Mustard Demonstratoin	Tadamui	3 Ac	@0.02	0.06	5	5		DKDA	CCD
78	2016-17			Mustard Demonstratoin	Chatikon a	3 Ac	@0.02	0.06	6	6		DKDA	CCD
79	2016-17			Mustard Demonstratoin	Bemberi	3 Ac	@0.02	0.06	10	8	2	DKDA	CCD
80	2016-17			Supply of Agriculture Implements	Tentulipadar	11 Nos	@1.50	0.55	11	9	2	DKDA	CCD
81	2016-17			Supply of Agriculture Implements	Buduni	15 Nos	@1.50	1.50	15	10	5	DKDA	CCD
82	2016-17			Supply of Agriculture Implements	Tadamui	5Nos	@0.50	0.50	5	4	1	DKDA	CCD
83	2016-17			Supply of Agriculture Implements	Chatikon a	17Nos	@1.70	1.70	17	12	5	DKDA	CCD
84	2016-17			Supply of Agriculture Implements	Bemberi	10Nos	@1.00	1.00	10	8	2	DKDA	CCD
85	2016-17			Supply of Agriculture Implements	Kurusumui	14Nos	@1.40	1.40	14	12	2	DKDA	CCD

Sl No	Years	Sectors	Sub-sectors	Annual Works Proposed (along with rates)	Name of Village / Hamlet where the proposed works is to be undertaken	Quantity (Where applicable e eg. Housing roads etc.)	Unit Cost	Financial Target (Rs. In lakhs)	No. of PVTG Beneficiaries (Male & Female Separately where feasible)			Impleme nting Agency (State Govt./ UT Admb./ NGO)	Funding Agency
									Total	Male	Femal e		
I	II	III	IV	V	VI	VII	VIII	IX	X	XI	XII	XIII	XIV
86	2016-17			Supply of Agriculture Implements	Bangapa di	11Nos	@1.10	1.10	11	6	5	DKDA	CCD
87	2016-17			Supply of Agriculture Implements	Tamaksil a	15Nos	@1.50	1.50	15	10	5	DKDA	CCD
88	Sub-Total							10.15					
89	2016-17	Sustainabl e Livelihood Project	Aimal Husbander y	Organization of Health Camp for Animal	All villages	4 Nos	@0.50						
90	2016-17			Supply of Plough Bullock	Tadamui	2 Pair	@0.30	0.60	2	2		MP	CCD
91	2016-17			Supply of Plough Bullock	Tentulipa dar	4 Pair	@0.30	1.20	4	4		MP	CCD
92	2016-17			Supply of Plough Bullock	Chatikon a	5 Pair	@0.30	1.50	5	5		MP	CCD
93	2016-17			Supply of Plough Bullock	Bemberi	5 Pair	@0.30	1.50	5	5		MP	CCD
94	2016-17			Supply of Plough Bullock	Buduni	5 Pair	@0.30	1.50	5	5		MP	CCD
95	2016-17			Supply of Plough Bullock	Kurusum ui	4 Pair	@0.30	1.20	4	4		MP	CCD
96	2016-17			Supply of Plough Bullock	Bangapa di	2 Pair	@0.30	0.60	2	2		MP	CCD
97	2016-17			Supply of Plough Bullock	Tamaksil a	5 Pair	@0.30	1.50	5	5		MP	CCD
98	Sub-Total							9.60					

Sl No	Years	Sectors	Sub-sectors	Annual Works Proposed (along with rates)	Name of Village / Hamlet where the proposed works is to be undertaken	Quantity (Where applicable e eg. Housing roads etc.)	Unit Cost	Financial Target (Rs. In lakhs)	No. of PVTG Beneficiaries (Male & Female Separately where feasible)			Implementing Agency (State Govt./ UT Admb./ NGO)	Funding Agency
									Total	Male	Female		
I	II	III	IV	V	VI	VII	VIII	IX	X	XI	XII	XIII	XIV
99	2016-17	Sustainable Livelihood Project	Market Link	Const.of Hatapindi	Parsali	1 Nos	@5.00	5.00	2831	1197	1634	MP	CCD
100	Sub-Total							5.00					
101	2016-17	Sustainable Livelihood Project	Social Security	JBY			@0.05	6.50	727			MP	CCD
102	Sub-Total							6.50					
103	2016-17	Sustainable Livelihood Project	Promotion of SHG										
104	Sub-Total							0.00					
105	2016-17			Total				91.62					
106	2016-17	Conservation of Culture		Consturction of Museum-cum-Cultural Center	Parsali	1no	45.00	45.00	6765	2879	3886	MP	CCD
107	2016-17			Internal decoration of the Museum			30.00 L.S.	30.00				MP	CCD
108	2016-17			Supply of costumes for dance and musical instruments			5.00 L.S.	5.00				MP	CCD
109	2016-17			Sponsoring of cultural troupes and exhibition for cultural troupes for participation at District / State/ National Programme			10.00 L.S.	10.00				MP	CCD
110	2016-17			Annual Tribal Sports at Micro Projects level to identify the sports			2.00 L.S						

Sl No	Years	Sectors	Sub-sectors	Annual Works Proposed (along with rates)	Name of Village / Hamlet where the proposed works is to be undertaken	Quantity (Where applicable e eg. Housing roads etc.)	Unit Cost	Financial Target (Rs. In lakhs)	No. of PVTG Beneficiaries (Male & Female Separately where feasible)			Implementing Agency (State Govt./ UT Admb./ NGO)	Funding Agency
									Total	Male	Female		
I	II	III	IV	V	VI	VII	VIII	IX	X	XI	XII	XIII	XIV
111	2016-17			Exposure Visit to other Micro Project area			2.00 L.S	2.00				MP	CCD
112	2016-17			Development of literature (Supplementary and its publication)			5.00 L.S	5.00				MP & ATLC	CCD
113	2016-17			Documentation of prestile culture electronic / print mode			5.00 L.S.	5.00				MP & ATLC	CCD
114	2016-17			Audio Visual Programme			5.00 L.S	5.00				MP & ATLC	CCD
115	2016-17			Preservation & protection of sacred group (5 Villages in a cluster)			@2.00 per cluster	2.00				MP & ATLC	CCD
116	2016-17			Improvement Tourist Spot at Nirgundi	Nirgundi	1 No	@10.00	10.00				DKDA	CCD
117	2016-17			Development of Scared Groove, Parsali		4 No	@2.00	8.00				DKDA	CCD
118				Sub-Total				127.00					
119	2016-17	Capacity Building											
120				Sub-Total				0.00					
121	2016-17	Project Management /NGO/ Institutional Mechanism & Monitoring / IEC / Publication		Differential Remunartion of MPWS	Gumma, Ralima, Panchukudi, Lakhapadara & Buduni	5 Nos	@0.01	0.60	170	82	88	MP	CCD
122	2016-17			Survey, Monitoring & Evaluation expenses				2.00				MP	CCD
123	2016-17			Transportation cost of Microproject (ASCO/JE & Micro Project Staff)				3.80				MP	CCD
124	2016-17			Office Management & Administrative Charges				6.97				MP	CCD

Sl No	Years	Sectors	Sub-sectors	Annual Works Proposed (along with rates)	Name of Village / Hamlet where the proposed works is to be undertaken	Quantity (Where applicable e eg. Housing roads etc.)	Unit Cost	Financial Target (Rs. In lakhs)	No. of PVTG Beneficiaries (Male & Female Separately where feasible)			Implementing Agency (State Govt./ UT Admb./ NGO)	Funding Agency
									Total	Male	Female		
I	II	III	IV	V	VI	VII	VIII	IX	X	XI	XII	XIII	XIV
125	Sub-Total							13.37					
126	Grand Total							367.73					
1	2017-18			Differential Remunartion ofTeaching & Non Teaching Staff of Girls Educational Complex	Kansur	21 Nos		6.88	250		250	M.P	CCD
2	2017-18	Social Sectors	Education	Maintainance of Educational complex for Boys (Recurring) includes Mess charges, Boarding charges, Uniform, Coaching, Books, Stationaries, Health care, Annual sports, Incentives, Exposure visit				36.90				M.P	CCD
3	2017-18			Maintainance of Educational complex for Boys (Non Recurring) includes repairing, colouring, supply of furnitures utensils etc	Kansur	250 Nos		33.10	250	250		M.P	CCD
4	2017-18			Remunartion ofTeaching & Non Teaching Staff of BoysEducational complex	Kansur	21 Nos		14.62	250	250		M.P	CCD
5	2017-18			Supply of RWM & grant to the student of Gyana Mandir	Lakpadar ,Dangam ati,Gum ma,Buduni,Panch kodi,Kad rakabandi li and Railima	5 Nos	@0.20	1.00	72	33	39	M.P	CCD
6	2017-18			Repair of Gayana Mandir	Panckudi , Railima	2 Nos	@1.00	2.00	72	33	39	M.P	CCD
7	Sub-Total							94.50					
8	2017-18	Social Sectors	Health & Nutrition	Yearly Sickel Cell Screening of all childreen (0-14Years)	36	200	0.001	0.20				MP	CCD

Sl No	Years	Sectors	Sub-sectors	Annual Works Proposed (along with rates)	Name of Village / Hamlet where the proposed works is to be undertaken	Quantity (Where applicable e eg. Housing roads etc.)	Unit Cost	Financial Target (Rs. In lakhs)	No. of PVTG Beneficiaries (Male & Female Separately where feasible)			Implementing Agency (State Govt./ UT Admb./ NGO)	Funding Agency
									Total	Male	Female		
I	II	III	IV	V	VI	VII	VIII	IX	X	XI	XII	XIII	XIV
9	Sub-Total							0.20					
10	2016-17	Social Sector	Drinking Water & Sanitation										
11	Sub-Total							0.00					
12	Total							94.70					
13	2016-17	Social Sector	Housing										
14	Sub-Total							0.00					
15	2016-17	Infrastructure	Connectivity	Construction of village CC road with Drain system.	Panchukudi	100 Miter	@5.00	5.00	97	47	50	MP	CCD
16	2017-18			Construction of village CC road with Drain system.	Kadrakabandeli	100 Miter	@5.0	5.00	187	75	112	MP	CCD
17	2017-18			Construction of village CC road with Drain system.	Talamusudi	100 Miter	@5.00	5.00	39	13	26	MP	CCD
18	2017-18			Construction of village CC road with Drain system.	Uppar musudi	100 Miter	@5.00	5.00	72	32	40	MP	CCD
19	Sub-Total							20.00					
20	2016-17	Infrastructure	Electrification	Supply of Solar Street Light with maintenance	Panchukudi	2 Nos	@0.50	1.00	97	47	50	OREDA / MP	CCD
21	2017-18			Supply of Solar Street Light with maintenance	Sikapadara	1 No	@0.50	0.50	25	11	14	OREDA / MP	CCD
22	2017-18			Supply of Solar Street Light with maintenance	Tevapada	2 Nos	@0.50	1.00	81	27	54	OREDA / MP	CCD
23	2017-18			Supply of Solar Street Light with maintenance	Paramali	1 No	@0.50	0.50	86	43	43	OREDA / MP	CCD
24	2017-18			Supply of Solar Street Light with maintenance	Kadrakabandeli	2 Nos	@0.50	1.00	187	75	112	OREDA / MP	CCD

Sl No	Years	Sectors	Sub-sectors	Annual Works Proposed (along with rates)	Name of Village / Hamlet where the proposed works is to be undertaken	Quantity (Where applicable e eg. Housing roads etc.)	Unit Cost	Financial Target (Rs. In lakhs)	No. of PVTG Beneficiaries (Male & Female Separately where feasible)			Impleme nting Agency (State Govt./ UT Admb./ NGO)	Funding Agency
									Total	Male	Femal e		
I	II	III	IV	V	VI	VII	VIII	IX	X	XI	XII	XIII	XIV
25	2017-18			Supply of Solar Street Light with maintenance	Railima	3 Nos	@0.50	1.50	195	70	125	OREDA / MP	CCD
26	2017-18			Supply of Solar Street Light with maintenance	Talamusu di	1 No	@0.50	0.50	39	13	26	OREDA / MP	CCD
27	2017-18			Supply of Solar Street Light with maintenance	Uparmus udi	1 No	@0.50	0.50	72	32	40	OREDA / MP	CCD
28	Sub-Total							6.50					
29	Total							26.50					
30	2016-17	Sustainabl e Livelihood Project	Irrigation	Construction of Diversion Wire with canal system at Panchukudi Nala	Panchuk udi	1 No/ 50 mtr	@5.00	5.00	29	29		M.P	CCD
31	2017-18			Construction of Diversion Wire with canal system at Railima Nala	Railima	1 No/ 50 mtr	@5.00	5.00	5	5		M.P	CCD
32	2017-18			Construction of Diversion Wire with canal system at Talamusudi at Nala	Talamusu di	1 No/20 mtr	@3.00	3.00	7	7		M.P	CCD
33	2017-18			Construction of Diversion Wire with Canal at Kadrakabandeli Nala	Kadrakab andeli	1 Nos	@10.00						
34	Sub-Total							13.00					
35	2016-17		Land Developme nt										
36	Sub-Total							0.00					
37	2016-17		Horticultu re	Mango Plantation with 3 yrs Maintenance	Panchuk udi	14 Ac	@0.39						
38	2017-18			Pineapple plantation with Stone Bonding	Panchuk udi	5.00 Ac	@0.35	1.75	27	22	5	M.P	CCD
39	2017-18			Pineapple plantation with Stone Bonding	Kadrakab andeli	8.00 Ac	@0.35	2.80	49	44	5	M.P	CCD
40	2017-18			Development of Horticulture Nursery at Parsali with const.of drain system	40 villages	1 Nos	@3.00	3.00	2831	1197	1634	MP	CCD

Sl No	Years	Sectors	Sub-sectors	Annual Works Proposed (along with rates)	Name of Village / Hamlet where the proposed works is to be undertaken	Quantity (Where applicable e eg. Housing roads etc.)	Unit Cost	Financial Target (Rs. In lakhs)	No. of PVTG Beneficiaries (Male & Female Separately where feasible)			Implementing Agency (State Govt./ UT Admb./ NGO)	Funding Agency
									Total	Male	Female		
I	II	III	IV	V	VI	VII	VIII	IX	X	XI	XII	XIII	XIV
41	2017-18			Turmeric Cultivation	Panchukudi	7.25 Ac	@0.33	2.37	27	22	5	MP	CCD
42	2017-18			Turmeric Cultivation	Sikapadara	1.50 Ac	@0.33	0.49	8	6	2	MP	CCD
43	2017-18			Turmeric Cultivation	Paramali	4.50 Ac	@0.33	1.47	19	14	5	MP	CCD
44	2017-18			Turmeric Cultivation	Tebapada	4.50 Ac	@0.33	1.47	26	22	4	MP	CCD
45	2017-18			Turmeric Cultivation	Kadrakabandeli	11.25 Ac	@0.33	3.69	49	44	5	MP	CCD
46	2017-18			Turmeric Cultivation	Railima	11.25 Ac	@0.33	3.69	55	50	5	MP	CCD
47	2017-18			Turmeric Cultivation	Talamusudi	1.75 Ac	@0.33	0.57	10	8	2	MP	CCD
48	2017-18			Turmeric Cultivation	Uparmusudi	3.75 Ac	@0.33	1.23	18	12	6	MP	CCD
49	2017-18			Zinger Cultivation	Panchukudi	7.25 Ac	@0.34	2.46	27	22	5	MP	CCD
50	2017-18			Zinger Cultivation	Sikapadara	1.50 Ac	@0.34	0.51	8	6	2	MP	CCD
51	2017-18			Zinger Cultivation	Paramali	4.50 Ac	@0.34	1.53	19	15	4	MP	CCD
52	2017-18			Zinger Cultivation	Tebapada	4.50 Ac	@0.34	1.53	26	22	4	MP	CCD
53	2017-18			Zinger Cultivation	Kadrakabandeli	11.25 Ac	@0.34	3.82	49	44	5	MP	CCD

Sl No	Years	Sectors	Sub-sectors	Annual Works Proposed (along with rates)	Name of Village / Hamlet where the proposed works is to be undertaken	Quantity (Where applicable e eg. Housing roads etc.)	Unit Cost	Financial Target (Rs. In lakhs)	No. of PVTG Beneficiaries (Male & Female Separately where feasible)			Implementing Agency (State Govt./ UT Admb./ NGO)	Funding Agency
									Total	Male	Female		
I	II	III	IV	V	VI	VII	VIII	IX	X	XI	XII	XIII	XIV
54	2017-18			Zinger Cultivation	Railima	11.25 Ac	@0.34	3.82	55	50	5	MP	CCD
55	2017-18			Zinger Cultivation	Talamusudi	1.75 Ac	@0.34	0.59	10	8	2	MP	CCD
56	2017-18			Zinger Cultivation	Uparmusudi	3.75 Ac	@0.34	1.27	18	15	3	MP	CCD
57	2017-18			Constraction of Varming pit permanet stracture of size 30x8x2.5	Rai,lima, Tamkosil	2 nos	@2.00	2.00	2	2		MP	CCD
58	Sub-Total							40.06					
59	2017-18		Agriculture	Supply of Agriculture Implement	Panchukudi	27 Nos	@0.05	1.45	27	27		M.P	CCD
60	2017-18			Supply of Agriculture Implement	Sikapadara	6 Nos	@0.05	0.30	6	6		M.P	CCD
61	2017-18			Supply of Agriculture Implement	Paramali	19 Nos	@0.05	1.14	19	19		M.P	CCD
62	2017-18			Supply of Agriculture Implement	Tebapada	26 Nos	@0.05	1.56	26	26		M.P	CCD
63	2017-18			Supply of Agriculture Implement	Railima	55 Nos	@0.05	3.30	55	50	5	M.P	CCD
64	2017-18			Supply of Agriculture Implement	Talamusudi	10 Nos	@0.05	0.60	7	7		M.P	CCD
65	2017-18			Supply of Agriculture Implement	Uparmusudi	18 Nos	@0.05	1.08	18	14	4	M.P	CCD
66	2017-18			Supply of Agriculture Implement	Kadrakabandeli	49 Nos	@0.05	2.94	49	44	5	M.P	CCD
67	Sub-Total							12.37					

Sl No	Years	Sectors	Sub-sectors	Annual Works Proposed (along with rates)	Name of Village / Hamlet where the proposed works is to be undertaken	Quantity (Where applicable e eg. Housing roads etc.)	Unit Cost	Financial Target (Rs. In lakhs)	No. of PVTG Beneficiaries (Male & Female Separately where feasible)			Implementing Agency (State Govt./ UT Admb./ NGO)	Funding Agency
									Total	Male	Female		
I	II	III	IV	V	VI	VII	VIII	IX	X	XI	XII	XIII	XIV
68	2017-18		Animal Husbandry	Construction of Motherchick unit centre at Railima	Railima	1 Nos	@3.00	3.00	15		15	MP	CCD
69	2017-18			Supply of Plough Bullock	Sikapadara	2 Pair	@0.30	0.60	2	2		MP	CCD
70	2017-18			Supply of Plough Bullock	Panchukudi	6 Pair	@0.30	1.80	6	6		MP	CCD
71	2017-18			Supply of Plough Bullock	Paramali	5 Pair	@0.30	1.50	5	5		MP	CCD
72	2017-18			Supply of Plough Bullock	Tebapada	3 Pair	@0.30	0.90	3	3		MP	CCD
73	2017-18			Supply of Plough Bullock	Tebapada	3 Pair	@0.30	0.90	3	3		MP	CCD
74	2017-18			Supply of Plough Bullock	Railima	5 Pair	@0.30	1.50	5	5		MP	CCD
75	2017-18			Supply of Plough Bullock	Talamusudi	3 Pair	@0.30	0.90	3	3		MP	CCD
76	Sub-Total							11.10					
77	2016-17		Market Link	Extension of Advasi bazarshed	Parsali	1 Nos	@10.00	10.00	2831	1197	1634	MP	CCD
78	Sub-Total							10.00					
79	2016-17		Social Security	Janasribhimayojana	All Village	727	@0.05	3.64	727			MP	CCD
80	Sub-Total							3.64					
81	2016-17		Promotion of SHG										
82	Sub-Total							0.00					
83	Total							90.17					

Sl No	Years	Sectors	Sub-sectors	Annual Works Proposed (along with rates)	Name of Village / Hamlet where the proposed works is to be undertaken	Quantity (Where applicable e eg. Housing roads etc.)	Unit Cost	Financial Target (Rs. In lakhs)	No. of PVTG Beneficiaries (Male & Female Separately where feasible)			Implementing Agency (State Govt./ UT Admb./ NGO)	Funding Agency
									Total	Male	Female		
I	II	III	IV	V	VI	VII	VIII	IX	X	XI	XII	XIII	XIV
84	2017-18	Conservation of Culture		Maintenance & Management of Museum	Parsali	1 no	10.00 L.S	10.00	2831	1197	1634	MP	CCD
85	2017-18			Supply of costumes to Tribal dance troupes and musical instruments			2.00 L.S	2.00				MP	CCD
86	2017-18			Sponsoring of cultural troupes for participation at District / State / National level Programme like Dance Festial, Exhibition etc.			10.00 L.S.	10.00				MP	CCD
87	2017-18			Exposure Visit to other Micro Project area			2.00 L.S	2.00				MP	CCD
88	2017-18			Development of folk literature (Supplementary and its publication)			2.00 L.S.	2.00				MP & ATLC	CCD
89	2017-18			Documentation of prestile culture electronic / print mode			5.00 L.S.	5.00				MP & SCSTRTI	CCD
90	2017-18			Audio Visual Programme			2.00 L.S	2.00				MP & SCSTRTI	CCD
91	2017-18			Preservation & protection of sacred group (5 Villages in a cluster)			@2.00 per cluster	2.00				MP & SCSTRTI	CCD
92	2016-17			Repairing of Community Center	Panchukudi	1 Nos	@1.00	1.00	97	47	40	M.P	CCD
93	2017-18			Repairing of Community Center	Sikapadara	1 Nos	@1.00	1.00	25	11	14	M.P	CCD
94	2017-18			Repairing of Community Center	Paramali	1 Nos	@1.00	1.00	86	43	43	M.P	CCD
95	2017-18			Repairing of Community Center	Tebapada	1 Nos	@1.00	1.00	81	27	54	M.P	CCD

Sl No	Years	Sectors	Sub-sectors	Annual Works Proposed (along with rates)	Name of Village / Hamlet where the proposed works is to be undertaken	Quantity (Where applicable e eg. Housing roads etc.)	Unit Cost	Financial Target (Rs. In lakhs)	No. of PVTG Beneficiaries (Male & Female Separately where feasible)			Impleme nting Agency (State Govt./ UT Admb./ NGO)	Funding Agency
									Total	Male	Femal e		
I	II	III	IV	V	VI	VII	VIII	IX	X	XI	XII	XIII	XIV
96	2017-18			Repairing of Community Center	Kadrakab andeli	1 Nos	@1.00	1.00	187	75	112	M.P	CCD
97	2017-18			Repairing of Community Center	Railima	1 Nos	@1.00	1.00	195	70	125	M.P	CCD
98	2017-18			Construction of Community center	Talamusu di	1 Nos	@3.00	3.00	39	13	26	M.P	CCD
99	2017-18			Construction of visitor rest shed at Railima Water fall & dance pandal	Railima	1 No	@7.00	7.00	195	70	125	M.P	CCD
100	2017-18			Construction of Craft Center	Parsali	1	@50.00	50.00				M.P	CCD
101	Sub-Total							101.00					
102	2016-17	Capacity Building		Mason Training / Driving etc.	Panchuk udi	3 Nos	@1.00						
103	Sub-Total							0.00					
104	2017-18	Project Management & Institutional Mechanism		Differential Remuneration of MPWS	Gumma, Ralima,P anchukudi,Kadrakabandili,D angamati, Lakhapad ara & Buduni	5 Nos	@0.01	0.60	170	82	88	M.P	CCD
105	2017-18			Survey, Monitoring & Evaluation expenses				2.00					

Sl No	Years	Sectors	Sub-sectors	Annual Works Proposed (along with rates)	Name of Village / Hamlet where the proposed works is to be undertaken	Quantity (Where applicable eg. Housing roads etc.)	Unit Cost	Financial Target (Rs. In lakhs)	No. of PVTG Beneficiaries (Male & Female Separately where feasible)			Impleme nting Agency (State Govt./ UT Admb./ NGO)	Funding Agency
									Total	Male	Femal e		
I	II	III	IV	V	VI	VII	VIII	IX	X	XI	XII	XIII	XIV
106	2017-18			Transportation cost of Microproject (ASCO/JE & Micro Project Staff)				3.80					CCD
107	2017-18			Office Management & Administrative Charges				5.00					CCD
108	Sub-Total							11.40					
		Grand Total						323.77					
1	2018-19	Social Sectors	Education	Differential Remunartion of Teaching & Non Teaching Staff of Girls Educational complex	Kansur	21 Nos		7.57	250		250	M.P	CCD
2	2018-19			Maintenance of Educational complex for Boys (Recurring) includes Mess charges, Boarding charges, Uniform, Coaching, Books, Stationaries, Health care, Annual sports, Incentives, Exposure visit	Kansur	250 Nos		54.00	250	250		M.P	CCD
3	2018-19			Maintenance of Educational complex for Boys (Non Recuring) includes repairing, colouring, supply of furnitures utensils etc	Kansur	250 Nos		16.00	250	250		M.P	CCD
4	2018-19			Remunartion of Teaching & Non Teaching Staff of BoysEducational complex	Kansur	21 Nos		16.09	250	250		M.P	CCD

Sl No	Years	Sectors	Sub-sectors	Annual Works Proposed (along with rates)	Name of Village / Hamlet where the proposed works is to be undertaken	Quantity (Where applicable e eg. Housing roads etc.)	Unit Cost	Financial Target (Rs. In lakhs)	No. of PVTG Beneficiaries (Male & Female Separately where feasible)			Impleme nting Agency (State Govt./ UT Admb./ NGO)	Funding Agency
									Total	Male	Femal e		
I	II	III	IV	V	VI	VII	VIII	IX	X	XI	XII	XIII	XIV
5	2018-19			Supply of RWM & grant to the student of Gyana Mandir	Lakpadar ,Gumma, Buduni,P anchkodi, and Railima	5 Nos	@0.10	0.50	72	33	39	MP	CCD
6	Sub-Total							94.16					
7	2018-19	Social Sectors	Health & Nutrition	Yearly Sickle Cell Screening of all children (0-14Years)	36	200	0.001	0.20				MP	CCD
8	Sub-Total							0.20					
9	2017-18		Drinking Water & Sanitation										
10	Sub-Total							0.00					
11	Total							94.36					
12	2017-18	Infrastruct ure	Housing										
13	Sub-Total							0.00					
14	2018-19		Connectivit y	Construction of village CC road with drain	Talua	100mtr	@5.00	5.00	12	5	7	MP	CCD
15	2018-19			Construction of village CC road with drain	Tuta	100 Mt	@5.00	3.00	93	38	55	MP	CCD
16	Sub-Total							8.00					
17	2018-19		Electrificati on	Supply of Solar light with maintenance	Talua	1 Nos	@0.50	0.50	4	3	1	OREDA / MP	CCD

Sl No	Years	Sectors	Sub-sectors	Annual Works Proposed (along with rates)	Name of Village / Hamlet where the proposed works is to be undertaken	Quantity (Where applicable eg. Housing roads etc.)	Unit Cost	Financial Target (Rs. In lakhs)	No. of PVTG Beneficiaries (Male & Female Separately where feasible)			Implementing Agency (State Govt./ UT Admb./ NGO)	Funding Agency
									Total	Male	Female		
I	II	III	IV	V	VI	VII	VIII	IX	X	XI	XII	XIII	XIV
18	2018-19			Solar Street light	Bhaleri	1 Nos	@0.50	0.50	8	4	4	MP/ OREDA	CCD
19	2018-19			Supply of Solar Street light with maintenance	Tuta	1 Nos	@0.50	0.50	17	12	5	MP/ OREDA	CCD
20	2018-19			Supply of Solar street light with maintenance	Pakeri	4 Nos	@0.50	1.50	64	50	14	MP/ OREDA	CCD
21	2018-19			Supply of Solar street Light with mantiance	Kaltipadara	1 No	@0.50	0.50	3	2	1	MP/ OREDA	CCD
22	Sub-Total							3.50					
23	Total							11.50					
24	2017-18	Sustainable Livelihood Project	Irrigation	Repair of canal at Kansur	Kansur	400 mtrs	@1.25	5.00	14	9	5	MP	CCD
25	2018-19			Repair of D/W at Tuta and construction of cancal system	Tuta	1 No	@5.00	5.00	17	12	5	MP	CCD
26	2018-19			Repair of D/W at Parsali and construction of cancal system	Parsali	1 No	@5.00	5.00	13	8	5	MP	CCD
27	2018-19			Construction of D/W with cancal (200 mtr)	Pakeri	1 No	@5.00	5.00	15	10	5	MP	CCD
28	2018-19			Construction of D/W at Parsali Nursery	Parsali	1 No	@6.00	6.00	15	10	5	MP	CCD
29	Sub-Total							26.00					
30	2017-18		Land Development										
31	Sub-Total							0.00					
32	2017-18		Horticulture	Mango Plantation with 3 years Maintenance	Patalomba	9.00	@0.39						
33	2018-19			Cashew Plantation	Talua	2.50	@0.09	0.24	5	4	1	M.P	CCD
34	2018-19			Cashew Plantation	Kansur	9.00	@0.09	0.87	18	13	5	M.P	CCD
35	2018-19			Cashew Plantation	Tuta	11.5	@0.09	1.11	23	18	5	M.P	CCD
36	2018-19			Cashew Plantation	Parsali	8.50	@0.09	0.83	17	12	5	M.P	CCD

Sl No	Years	Sectors	Sub-sectors	Annual Works Proposed (along with rates)	Name of Village / Hamlet where the proposed works is to be undertaken	Quantity (Where applicable e eg. Housing roads etc.)	Unit Cost	Financial Target (Rs. In lakhs)	No. of PVTG Beneficiaries (Male & Female Separately where feasible)			Implementing Agency (State Govt./ UT Admb./ NGO)	Funding Agency
									Total	Male	Female		
I	II	III	IV	V	VI	VII	VIII	IX	X	XI	XII	XIII	XIV
37	2018-19			Development of Horticulture Nursery	36 Villages	1 Nos	@1.50	1.50	2831	1197	1634	M.P	CCD
38	2018-19			Zinger Cultivation	Patalomba	4.50 Ac	@0.34	1.53	18	13	5	MP	CCD
39	2018-19			Zinger Cultivation	Talua	1.25	@0.34	0.43	5	4	1	MP	CCD
40	2018-19			Zinger Cultivation	Kansur	4.50	@0.34	1.53	18	13	5	MP	CCD
41	2018-19			Zinger Cultivation	Bhaleri	1.00	@0.34	0.34	4	3	1	MP	CCD
42	2018-19			Zinger Cultivation	Tuta	5.75	@0.34	1.96	23	18	5	MP	CCD
43	2018-19			Zinger Cultivation	Parsali	4.25	@0.34	1.45	17	12	5	MP	CCD
44	2018-19			Zinger Cultivation	Pakeri	16.00	@0.34	5.44	64	50	14	MP	CCD
45	2018-19			Zinger Cultivation	Kaltipadara	0.75	@0.34	0.26	3	2	1	MP	CCD
46	2018-19			Zinger Cultivation	Tentulipadar	2.25	@0.34	0.77	9	7	2	MP	CCD
47	2018-19			Zinger Cultivation	Tadamui	1.5	@0.34	0.51	6	4	2	MP	CCD
48	2018-19			Zinger Cultivation	Chatikona	4	@0.34	1.36	16	12	4	MP	CCD
49	2018-19			Zinger Cultivation	Bemberi	2.25	@0.34	0.77	9	7	2	MP	CCD
50	2018-19			Zinger Cultivation	Kurusumui	4.25	@0.34	1.45	17	12	5	MP	CCD
51	2018-19			Zinger Cultivation	Bangapadi	3.75	@0.34	1.28	15	10	5	MP	CCD
52	2018-19			Zinger Cultivation	Tamaksila	4.75	@0.34	1.62	19	14	5	MP	CCD
53	2018-19			Turmeric Cultivation	Patalomba	4.50 Ac	@0.33	1.47	18	13	5	MP	CCD
54	2018-19			Turmeric Cultivation	Talua	1.25	@0.33	0.41	5	4	1	MP	CCD
55	2018-19			Turmeric Cultivation	Kansur	4.50	@0.33	1.48	18	13	5	MP	CCD
56	2018-19			Turmeric Cultivation	Bhaleri	1.00	@0.33	0.33	4	3	1	MP	CCD

Sl No	Years	Sectors	Sub-sectors	Annual Works Proposed (along with rates)	Name of Village / Hamlet where the proposed works is to be undertaken	Quantity (Where applicable e eg. Housing roads etc.)	Unit Cost	Financial Target (Rs. In lakhs)	No. of PVTG Beneficiaries (Male & Female Separately where feasible)			Implementing Agency (State Govt./ UT Admb./ NGO)	Funding Agency
									Total	Male	Female		
I	II	III	IV	V	VI	VII	VIII	IX	X	XI	XII	XIII	XIV
57	2018-19			Turmeric Cultivation	Tuta	5.75	@0.33	1.88	23	18	5	MP	CCD
58	2018-19			Turmeric Cultivation	Parsali	4.25	@0.33	1.39	17	12	5	MP	CCD
59	2018-19			Turmeric Cultivation	Pakeri	16.00	@0.33	5.25	64	50	14	MP	CCD
60	2018-19			Turmeric Cultivation	Kaltipadara	0.75	@0.33	0.25	3	2	1	MP	CCD
61	2018-19			Turmeric Cultivation	Tentulipadar	2.25	@0.33	0.74	9	7	2	MP	CCD
62	2018-19			Turmeric Cultivation	Tadamui	1.5	@0.33	0.49	6	4	2	MP	CCD
63	2018-19			Turmeric Cultivation	Chatikona	4	@0.33	1.31	16	12	4	MP	CCD
64	2018-19			Turmeric Cultivation	Bemberi	2.25	@0.33	0.74	9	7	2	MP	CCD
65	2018-19			Turmeric Cultivation	Kurusumui	4.25	@0.33	1.39	17	12	5	MP	CCD
66	2018-19			Turmeric Cultivation	Bangapadi	3.75	@0.33	1.23	15	10	5	MP	CCD
67	2018-19			Turmeric Cultivation	Tamaksila	4.75	@0.33	1.56	19	14	5	MP	CCD
68	Sub-Total							45.17					
69	2017-18		Agriculture										
70	Sub-Total							0.00					
71	2018-19		Animal Husbandry	Supply of Plough Bullock	Patalomba	3 Pair	@0.30	0.90	3	3		MP	CCD
72	2018-19			Supply of Plough Bullock	Talua	2 Pair	@0.30	0.60	2	2		MP	CCD
73	2018-19			Supply of Plough Bullock	Kansur	5Pair	@0.30	1.50	5	5		MP	CCD
74	2018-19			Supply of Plough Bullock	Bhaleri	2 Pair	@0.30	0.60	2	2		MP	CCD

Sl No	Years	Sectors	Sub-sectors	Annual Works Proposed (along with rates)	Name of Village / Hamlet where the proposed works is to be undertaken	Quantity (Where applicable e eg. Housing roads etc.)	Unit Cost	Financial Target (Rs. In lakhs)	No. of PVTG Beneficiaries (Male & Female Separately where feasible)			Implementing Agency (State Govt./ UT Admb./ NGO)	Funding Agency
									Total	Male	Female		
I	II	III	IV	V	VI	VII	VIII	IX	X	XI	XII	XIII	XIV
75	2018-19			Supply of Plough Bullock	Tuta	5 Pair	@0.30	1.50	5	5		MP	CCD
76	2018-19			Supply of Plough Bullock	Parsali	5 Pair	@0.30	1.50	5	5		MP	CCD
77	2018-19			Supply of Plough Bullock	Pakeri	5 Pair	@0.30	1.50	5	5		MP	CCD
78	2018-19			Supply of Plough Bullock	Tentulipadar	4 Pair	@0.30	1.20	4	4		MP	CCD
79	2018-19			Supply of Plough Bullock	Buduni	5 Pair	@0.30	1.50	5	5		MP	CCD
80	2018-19			Supply of Plough Bullock	Tadamui	2 Pair	@0.30	0.60	2	2		MP	CCD
81	2018-19			Supply of Plough Bullock	Chatikona	5 Pair	@0.30	1.50	5	5		MP	CCD
82	2018-19			Supply of Plough Bullock	Kurusumui	4 Pair	@0.30	1.20	4	4		MP	CCD
83	2018-19			Supply of Plough Bullock	Bangapadi	2 Pair	@0.30	0.60	2	2		MP	CCD
84	2018-19			Supply of Plough Bullock	Tamaksila	5 Pair	@0.30	1.50	5	5		MP	CCD
85	2018-19			Supply of Plough Bullock	Bemberi	5 Pair	@0.30	1.50	5	5		MP	CCD
86	Sub-Total							17.70					
87	2017-18		Market Link	Construction of Godam cum Sale Center of DKDCMCS Ltd., Parsali	Parsali	1	@50.00	50.00	727	-	-	MP	CCD
88	Sub-Total				-			50.00					
89	2017-18		Promotion of SHG										
90	Sub-Total							0.00					

Sl No	Years	Sectors	Sub-sectors	Annual Works Proposed (along with rates)	Name of Village / Hamlet where the proposed works is to be undertaken	Quantity (Where applicable e eg. Housing roads etc.)	Unit Cost	Financial Target (Rs. In lakhs)	No. of PVTG Beneficiaries (Male & Female Separately where feasible)			Implementing Agency (State Govt./ UT Admb./ NGO)	Funding Agency
									Total	Male	Female		
I	II	III	IV	V	VI	VII	VIII	IX	X	XI	XII	XIII	XIV
91	Total							138.87					
92	2018-19	Conservation of Culture		Maintenance & Management of Museum	Parsali	1 no	10.00 L.S	10.00	2831	1197	1634	MP	CCD
93	2018-19			Supply of costumes to Tribal dance troupes and musical instruments			2.00 L.S	2.00				MP	CCD
94	2018-19			Sponsoring of cultural troupes for participation at District / State / National level Programme like Dance Festial, Exhibition etc.			10.00 L.S.	10.00				MP	CCD
95	2018-19			Exposure Visit to other Micro Project area			2.00 L.S	2.00				MP	CCD
96	2018-19			Development of folk literature (Supplementary and its publication)			2.00 L.S.	2.00				MP & ATLC	CCD
97	2018-19			Documentation of prestile culture electronic / print mode			5.00 L.S.	5.00				MP & SCSTRTI	CCD
98	2018-19			Audio Visual Programme			2.00 L.S	2.00				MP & SCSTRTI	CCD
99	2018-19			Preservation & protection of sacred group (5 Villages in a cluster)		3 Cluster	@2.00 per cluster	6.00				MP	CCD
100	2017-18			Repairing of Sadarghar	Patalomba	1 Nos	@2.00	2.00	18	13	5	MP	CCD
101	2018-19			Repairing of Sadarghar	Kansur	1 Nos	@2.00	2.00	14	9	5	MP	CCD
102	2018-19			Construction of Sadarghar	Bhaleri	1 Nos	@5.00	5.00	11	5	6	MP	CCD
103	2018-19			Repairing of Sadarghar	Tuta	1 Nos	@2.00	2.00	93	38	55	MP	CCD

Sl No	Years	Sectors	Sub-sectors	Annual Works Proposed (along with rates)	Name of Village / Hamlet where the proposed works is to be undertaken	Quantity (Where applicable e eg. Housing roads etc.)	Unit Cost	Financial Target (Rs. In lakhs)	No. of PVTG Beneficiaries (Male & Female Separately where feasible)			Implementing Agency (State Govt./ UT Admb./ NGO)	Funding Agency
									Total	Male	Female		
I	II	III	IV	V	VI	VII	VIII	IX	X	XI	XII	XIII	XIV
104	2018-19			Repairing of Sadarghar	Parsali	1 Nos	@2.00	2.00	70	31	39	MP	CCD
105	2018-19			Construction of Ghatakudi	Parsali	1 Nos	@2.00	2.00	70	31	39	MP	CCD
106	2018-19			Construction of Community center	Pakeri	1 Nos	@5.00	5.00	278	106	172	MP	CCD
107	2018-19			Repairing of Sadarghar	Kaltipadara	1 Nos	@2.00	2.00	15	6	9	MP	CCD
108	2018-19			Development of Tourism Site at Nirgundi	1 Village		@10.00						
109				Sub-Total				61.00					
110	2018-19	Capacity Building Training											
111				Sub-Total				0.00					
112	2018-19	Project Management & Institutional Mechanism		Differential Remunartion of MPWS	Gumma, Ralima, Panchukudi, Lakhapadara & Buduni	5 Nos	@0.01	0.60	170	82	88	MP	CCD
113	2018-19			Survey, Monitoring & Evaluation expenses				2.00					CCD
114	2018-19			Transportation cost of Microproject (ASCO/JE & Micro Project Staff)				3.80					CCD
115	2018-19			Office Management & Administrative Charges				5.00					CCD
116				Sub-Total				11.40					

Sl No	Years	Sectors	Sub-sectors	Annual Works Proposed (along with rates)	Name of Village / Hamlet where the proposed works is to be undertaken	Quantity (Where applicable e eg. Housing roads etc.)	Unit Cost	Financial Target (Rs. In lakhs)	No. of PVTG Beneficiaries (Male & Female Separately where feasible)			Implementing Agency (State Govt./ UT Admb./ NGO)	Funding Agency
									Total	Male	Female		
I	II	III	IV	V	VI	VII	VIII	IX	X	XI	XII	XIII	XIV
	Grand Total							317.13					
1	2019-20	Social Sectors	Education	Differential Remunartion of Teaching & Non Teaching Staff of Girls Educational Complex	Kansur	21 Nos		8.33	250		250	DKDA	CCD
2	2019-20			Maintainance of Educational Complex for Boys (Recurring) includes Mess charges, Boarding charges, Uniform, Coaching, Books, Stationaries, Health care, Annual sports, Incentives, Exposure visit	Kansur	250 Nos		54.50	250	250		MP	CCD
3	2019-20			Maintainance of Educational Complex for Boys (Non Recuring) includes repairing, colouring, supply of furnitures utensils etc	Kansur	250 Nos		15.50	250	250		MP	CCD
4	2019-20			Remunartion of Teaching & Non Teaching Staff of Boys Educational Complex	Kansur	21 Nos		17.70	250	250		DKDA	CCD
5	2019-20			Supply of RWM & grant to the student of Gyana Mandir	Lakpadar , Gumma, Buduni, Panchkodi, Railima	5 Nos	@0.10	0.50	72	33	39	DKDA	CCD
6	Sub-Total							96.53					
7	2019-20		Health & Nutrition	Yearly Sickel Cell Screening of all children (0-14Years)	36	200	0.001	0.20				Micro Project	CCD

Sl No	Years	Sectors	Sub-sectors	Annual Works Proposed (along with rates)	Name of Village / Hamlet where the proposed works is to be undertaken	Quantity (Where applicable e eg. Housing roads etc.)	Unit Cost	Financial Target (Rs. In lakhs)	No. of PVTG Beneficiaries (Male & Female Separately where feasible)			Implementing Agency (State Govt./ UT Admb./ NGO)	Funding Agency
									Total	Male	Female		
I	II	III	IV	V	VI	VII	VIII	IX	X	XI	XII	XIII	XIV
8	2019-20			Sub-total				0.20					
9	2019-20		Drinking Water & Sanitation	Repairing of Pipe water project	Sandeng neli	1	@1.00						
10				Sub-total				0.00					
11				Total				96.73					
12	2019-20	Infrastructure	Housing										
13				Sub-total				0.00					
14	2019-20		Connectivity	Construction of Village CC Road with drainage system	Badaden gneli	300 Mt	@5.00	5.00	42	21	21	DKDA	CCD
15	2019-20			Const.of Protection wall	B.dengn eli , Lamba, Nisikhal, Nirigundi , Sarijhola,	5 Nos	@10.00	50.00	129	54	75	DKDA	CCD
16	2019-20			Const.of River step with CC road from villages	B.dengn eli , Lamba, Nisikhal, Nirigundi , Sarijhola,	5 Nos	@0.05	25.00	129	54	75	DKDA	CCD
17				Sub-total				80.00					

Sl No	Years	Sectors	Sub-sectors	Annual Works Proposed (along with rates)	Name of Village / Hamlet where the proposed works is to be undertaken	Quantity (Where applicable e eg. Housing roads etc.)	Unit Cost	Financial Target (Rs. In lakhs)	No. of PVTG Beneficiaries (Male & Female Separately where feasible)			Implementing Agency (State Govt./ UT Admb./ NGO)	Funding Agency
									Total	Male	Female		
I	II	III	IV	V	VI	VII	VIII	IX	X	XI	XII	XIII	XIV
18	2019-20		Electrification	Supply of Solar Light with Mantinance	Nishikhal	2 Nos	@0.50	1.00	87	33	54	MP/ORIDA	CCD
19	2019-20			Supply of Solar Light with Mantinance	Sarijhula	1 Nos	@0.50	0.50	37	17	20	MP/ORIDA	CCD
20	2019-20			Supply of Solar Light with Mantinance	Nirgundi	1 Nos	@0.50	0.50	30	11	19	MP/ORIDA	CCD
21	2019-20			Supply of Solar Light with Mantinance	Lamba	2 Nos	@0.50	1.00	121	56	65	MP/ORIDA	CCD
22	Sub-Total							3.00					
23	2019-20			Total				83.00					
24	2019-20	Sustainable Livelihood Project	Irrigation	Construction of canal system at Sandengneli DW	Sandengneli	200 Mt	@2.50	5.00	15	10	5	MP	CCD
25				Repair of diversion ware with canal system	Badaden gneli	100mtr	@6.00	6.00	11	9	2	MP	CCD
26				Constuction of diversion ware with canal system	Lamba	1 Nos	@7.00	7.00	26	21	5	MP	CCD
27	Sub-total							18.00					
28	2019-20		Land Development										
29	Sub-total							0.00					
30	2019-20		Horticulture	Ginger Cultivation	Sandengneli	8.00	@0.34	2.72	32	24	8	MP	CCD
31	2019-20			Ginger Cultivation	Nishikhal	5.25	@0.34	1.79	21	19	2	MP	CCD
32	2019-20			Ginger Cultivation	Sarijhula	1.50	@0.34	0.51	12	11	1	MP	CCD
33	2019-20			Ginger Cultivation	Nirgundi	2.00 Ac	@0.34	0.68	8	3	5	MP	CCD

Sl No	Years	Sectors	Sub-sectors	Annual Works Proposed (along with rates)	Name of Village / Hamlet where the proposed works is to be undertaken	Quantity (Where applicable e eg. Housing roads etc.)	Unit Cost	Financial Target (Rs. In lakhs)	No. of PVTG Beneficiaries (Male & Female Separately where feasible)			Implementing Agency (State Govt./ UT Admb./ NGO)	Funding Agency
									Total	Male	Female		
I	II	III	IV	V	VI	VII	VIII	IX	X	XI	XII	XIII	XIV
34	2019-20			Ginger Cultivation	Lamba	7.50	@0.34	2.55	30	25	5	MP	CCD
35	2019-20			Ginger Cultivation	Badaden gneli	3.50	@0.34	1.19	14	9	5	MP	CCD
36	2019-20			Ginger Cultivation	Panchukudi	6.75	@0.34	2.30	27	18	9	MP	CCD
37	2019-20			Ginger Cultivation	Sikapadara	1.50	@0.34	0.51	6	4	2	MP	CCD
38	2019-20			Ginger Cultivation	Paramali	4.75	@0.34	1.62	19	16	3	MP	CCD
39	2019-20			Ginger Cultivation	Tebapada	6.50	@0.34	2.21	26	15	11	MP	CCD
40	2019-20			Ginger Cultivation	Kadrakabandeli	12.25	@0.34	4.17	49	38	11	MP	CCD
41	2019-20			Ginger Cultivation	Railima	13.75	@0.34	4.68	55	29	26	MP	CCD
42	2019-20			Ginger Cultivation	Talamusudi	2.50	@0.34	0.85	10	7	3	MP	CCD
43	2019-20			Ginger Cultivation	Uparmusudi	4.50	@0.34	1.53	18	12	6	MP	CCD
44	2019-20			Turmeric Cultivation	Sandengneli	8.00	@0.33	2.62	32	24	8	MP	CCD
45	2019-20			Turmeric Cultivation	Nishikhal	5.25	@0.33	1.72	21	19	2	MP	CCD
46	2019-20			Turmeric Cultivation	Sarijhula	1.50	@0.33	0.49	12	11	1	MP	CCD
47	2019-20			Turmeric Cultivation	Nirgundi	2.00 Ac	@0.33	0.66	8	3	5	MP	CCD
48	2019-20			Turmeric Cultivation	Lamba	7.50	@0.33	2.46	30	25	5	MP	CCD
49	2019-20			Turmeric Cultivation	Badaden gneli	3.50	@0.33	1.15	14	9	5	MP	CCD
50	2019-20			Turmeric Cultivation	Panchukudi	6.75	@0.33	2.21	27	18	9	MP	CCD

Sl No	Years	Sectors	Sub-sectors	Annual Works Proposed (along with rates)	Name of Village / Hamlet where the proposed works is to be undertaken	Quantity (Where applicable e eg. Housing roads etc.)	Unit Cost	Financial Target (Rs. In lakhs)	No. of PVTG Beneficiaries (Male & Female Separately where feasible)			Implementing Agency (State Govt./ UT Admb./ NGO)	Funding Agency
									Total	Male	Female		
I	II	III	IV	V	VI	VII	VIII	IX	X	XI	XII	XIII	XIV
51	2019-20			Turmeric Cultivation	Sikapadara	1.50 Ac	@0.33	0.49	6	4	2	MP	CCD
52	2019-20			Turmeric Cultivation	Paramali	4.75	@0.33	1.56	19	16	3	MP	CCD
53	2019-20			Turmeric Cultivation	Tebapada	6.50	@0.33	2.13	26	15	11	MP	CCD
54	2019-20			Turmeric Cultivation	Kadrakabandeli	12.25	@0.33	4.02	49	38	11	MP	CCD
55	2019-20			Turmeric Cultivation	Railima	13.75	@0.33	4.51	55	29	26	MP	CCD
56	2019-20			Turmeric Cultivation	Talamusudi	2.50	@0.33	0.82	10	7	3	MP	CCD
57	2019-20			Turmeric Cultivation	Uparmusudi	4.50	@0.33	1.48	18	12	6	DKDA	CCD
58	2019-20			Development of Horticulture Nursery at Parsali	40 villages	1 Nos	@2.00	2.00	2831	1197	1634	DKDA	CCD
59				Sub-total				55.63					
60	2019-20		Agriculture										
61				Sub-Total				0.00					
62	2019-20		Animal Husbandry	Supply of Plough Bullock	Sandengneli	5 Pair	@0.40	2.00	5	5		MP	CCD
63	2019-20			Supply of Plough Bullock	Nishikhal	2Pair	@0.40	0.80	2	2		MP	CCD
64	2019-20			Supply of Plough Bullock	Nirgundi	3 Pair	@0.40	1.20	3	3		MP	CCD
65	2019-20			Supply of Plough Bullock	Lamba	3 Pair	@0.40	1.20	3	3		MP	CCD
66	2019-20			Supply of Plough Bullock	Badadengneli	3 Pair	@0.40	1.20	3	3		MP	CCD

Sl No	Years	Sectors	Sub-sectors	Annual Works Proposed (along with rates)	Name of Village / Hamlet where the proposed works is to be undertaken	Quantity (Where applicable e eg. Housing roads etc.)	Unit Cost	Financial Target (Rs. In lakhs)	No. of PVTG Beneficiaries (Male & Female Separately where feasible)			Implementing Agency (State Govt./ UT Admb./ NGO)	Funding Agency
									Total	Male	Female		
I	II	III	IV	V	VI	VII	VIII	IX	X	XI	XII	XIII	XIV
67	2019-20			Supply of Plough Bullock	Panchukudi	6 Pair	@0.40	2.40	6	6		MP	CCD
68	2019-20			Supply of Plough Bullock	Sikapadara	2 Pair	@0.40	0.80	2	2		MP	CCD
69	2019-20			Supply of Plough Bullock	Paramali	5 Pair	@0.40	2.00	5	5		MP	CCD
70	2019-20			Supply of Plough Bullock	Talamusudi	3 Pair	@0.40	1.20	3	3		MP	CCD
71	2019-20			Supply of Plough Bullock	Railima	5 Pair	@0.40	2.00	5	5		MP	CCD
72	2019-20			Supply of Plough Bullock	Tebapada	3 Pair	@0.40	1.20	3	3		MP	CCD
73	2019-20			Supply of Plough Bullock	Tebapada	3 Pair	@0.40	1.20	3	3		MP	CCD
74	Sub-Total							17.20					
75	2019-20		Market Link	Working Capital to DKDCMCS, Parsali	Parsali	1	@10.00	10.00	727			MP	CCD
76	Sub-total							10.00					
77	2019-20		Social Security	Renwal of JBY	All Village	200	@1.00	1.00	200			MP	CCD
78	Sub-Total							1.00					
79	2019-20		Promotion of SHG										
80	Sub-Total							0.00					

Sl No	Years	Sectors	Sub-sectors	Annual Works Proposed (along with rates)	Name of Village / Hamlet where the proposed works is to be undertaken	Quantity (Where applicable e eg. Housing roads etc.)	Unit Cost	Financial Target (Rs. In lakhs)	No. of PVTG Beneficiaries (Male & Female Separately where feasible)			Implementing Agency (State Govt./ UT Admb./ NGO)	Funding Agency
									Total	Male	Female		
I	II	III	IV	V	VI	VII	VIII	IX	X	XI	XII	XIII	XIV
81	2019-20			Total				101.83					
82	2019-20	Conservation of Culture		Maintenance & Management of Museum	Parsali	1 no	10.00 L.S	10.00	2831	1197	1634	MP	CCD
83	2019-20			Supply of costumes to Tribal dance troupes and musical instruments			2.00 L.S	2.00				MP	CCD
84	2019-20			Sponsoring of cultural troupes for participation at District / State / National level Programme like Dance Festival, Exhibition etc.			10.00 L.S.	10.00				MP	CCD
85	2019-20			Exposure Visit to other Micro Project area			2.00 L.S	2.00				MP	CCD
86	2019-20			Development of folk literature (Supplementary and its publication)			2.00 L.S.	2.00				MP & ATLC	CCD
87	2019-20			Documentation of pretille culture electronic / print mode			5.00 L.S.	5.00				MP & SCSTRTI	CCD
88	2019-20			Audio Visual Programme			2.00 L.S	2.00				MP & SCSTRTI	CCD
89	2019-20			Preservation & protection of sacred group (5 Villages in a cluster)			@2.00 per cluster	2.00					CCD
90	2019-20			Repair of Sadarghar	Sandeng neli	1	@1.00	1.00	26	21	5	MP	CCD
91	2019-20			Repair of Sadarghar	Nishikhal	1 Nos	@1.00	1.00	19	13	6	MP	CCD
92	2019-20			Construction of Sadarghar	Nirgundi	1 Nos	@5.00	5.00	8	6	2	MP	CCD

Sl No	Years	Sectors	Sub-sectors	Annual Works Proposed (along with rates)	Name of Village / Hamlet where the proposed works is to be undertaken	Quantity (Where applicable e eg. Housing roads etc.)	Unit Cost	Financial Target (Rs. In lakhs)	No. of PVTG Beneficiaries (Male & Female Separately where feasible)			Implementing Agency (State Govt./ UT Admb./ NGO)	Funding Agency	
									Total	Male	Female			
I	II	III	IV	V	VI	VII	VIII	IX	X	XI	XII	XIII	XIV	
93	2019-20			Construction of Sadarghar	Lamba	1 Nos	@5.00	5.00	25	21	4	MP	CCD	
94	2019-20			Construction of Sadarghar	Badaden gneli	1 Nos	@5.00	5.00	11	9	2	MP	CCD	
95	Sub-Total							52.00						
96	2019-20	Capacity Building Training												
97	Sub-Total							0.00						
98	2019-20	Project Management & Institutional Mechanism		Differential Remuneration of MPWS	Gumma, Ralima, Panchukudi, Lakhapadara & Buduni	5 Nos	@0.01	0.60	170	82	88	MP	CCD	
99	2019-20			Survey, Monitoring & Evaluation expenses					2.00					CCD
100	2019-20			Transportation cost of Microproject (ASCO/JE & Micro Project Staff)					3.80					CCD
101	2019-20			Office Management & Administrative Charges					5.00					CCD
102	Sub-Total							11.40						
	2019-20	Grand Total						344.96						

Sl No	Years	Sectors	Sub-sectors	Annual Works Proposed (along with rates)	Name of Village / Hamlet where the proposed works is to be undertaken	Quantity (Where applicable e eg. Housing roads etc.)	Unit Cost	Financial Target (Rs. In lakhs)	No. of PVTG Beneficiaries (Male & Female Separately where feasible)			Implementing Agency (State Govt./ UT Admb./ NGO)	Funding Agency
									Total	Male	Female		
I	II	III	IV	V	VI	VII	VIII	IX	X	XI	XII	XIII	XIV
1	2020-21	Social Sectors	Education	Differential Remunartion of Teaching & Non Teaching Staff of Girls Educational complex	Kansur	21 Nos		9.16	250		250	MP	CCD
2	2020-21			Maintaince of Educational Complex for Boys (Recurring) includs Mess charges, Boarding charges, Uniform, Coaching, Books, Stationaries, Health care, Annual sports, Incentives, Exposure visit	Kansur	250 Nos		54.50	250	250		MP	CCD
3	2020-21			Maintaince of Educational Complex for Boys (Non Recuring) includes repairing, colouring, supply of furnitures utensils etc	Kansur	250 Nos		15.50	250	250		MP	CCD
4	2020-21			Remunartion of Teaching & Non Teaching Staff of Boys Educational Complex	Kansur	21 Nos		19.46	250	250		MP	CCD

Sl No	Years	Sectors	Sub-sectors	Annual Works Proposed (along with rates)	Name of Village / Hamlet where the proposed works is to be undertaken	Quantity (Where applicable e eg. Housing roads etc.)	Unit Cost	Financial Target (Rs. In lakhs)	No. of PVTG Beneficiaries (Male & Female Separately where feasible)			Implementing Agency (State Govt./ UT Admb./ NGO)	Funding Agency
									Total	Male	Female		
I	II	III	IV	V	VI	VII	VIII	IX	X	XI	XII	XIII	XIV
5	2020-21			Supply of RWM & grant to the student of Gyana Mandir	Lakpadar, Gumma, Buduni Panchkodi & Railima	5 Nos	@0.10	0.50	72	33	39	MP	CCD
6	Sub-Total							99.12					
7	2020-21		Health & Nutrition	Yearly Sickel Cell Screening of all children (0-14Years)	36	200	0.001	0.20				MP	CCD
8	Sub-Total							0.20					
9	2020-21		Drinking Water & Sanitation										
10	Sub-Total							0.00					
11	Total							99.32					
12	2020-21	Infrastructure	Housing										
13	Sub-Total							0.00					
14	2020-21		Connectivity	Construction of Village CC road with drain system	Gumma	1 Nos	@5.00	5.00	189	84	105	MP	CCD
15	2020-21			Construction of Village CC road with drain system	Dangamati	1 nos	@5.00	5.00	141	55	86	MP	CCD
16	2020-21			Construction of Village CC road with drain system	Patangpada	1 Nos	@5.00	5.00	43	17	26	MP	CCD

Sl No	Years	Sectors	Sub-sectors	Annual Works Proposed (along with rates)	Name of Village / Hamlet where the proposed works is to be undertaken	Quantity (Where applicable e eg. Housing roads etc.)	Unit Cost	Financial Target (Rs. In lakhs)	No. of PVTG Beneficiaries (Male & Female Separately where feasible)			Impleme nting Agency (State Govt./ UT Admb./ NGO)	Funding Agency
									Total	Male	Femal e		
I	II	III	IV	V	VI	VII	VIII	IX	X	XI	XII	XIII	XIV
17	2020-21			Construction of Village CC road with drain system	Lakpadar	1 Nos	@5.00	5.00	141	55	86	MP	CCD
18	Sub-Total							20.00					
19	2020-21	Infrastruct ure	Electrificati on										
20	Sub-Total							0.00					
21	Total							20.00					
22	2020-21	Sustainabl e Livelihood Project	Irrigation	Construction of Canal system at Damagoda Diversion weir at Sanadengeneli	Damagada	1 Nos	@5.00	5.00	4	4		MP	CCD
23	2020-21			Construction of canal system	Mayabali	1 No	@5.00	5.00	9	9		MP	CCD
24	2020-21			Constuction of Canal system at Diversion weir	Gumma	1 Nos	@3.00	3.00	37	37		MP	CCD
25	2020-21			Construction of canal system at Diversion weir	Dangamati	200 Mt	@3.00	3.00	25	25		MP	CCD
26	2020-21			Construction of canal system at Diversion weir	Patangpada	1 Nos	@3.00	3.00	10	10		MP	CCD
27	2020-21			Construction of canal system at Diversion weir	Lakpadar	1 Nos	@3.00	3.00	11	11		MP	CCD
28	Sub-Total							22.00					
29	2020-21		Land Developme nt										
30	Sub-Total							0.00					
31	2020-21		Horticul ture	Ginger Cultivation	Damagada	1.5	@0.34	0.51	6	4	2	MP	CCD
32	2020-21			Ginger Cultivation	Mayabali	3.25	@0.34	1.11	13	10	3	MP	CCD
33	2020-21			Ginger Cultivation	Gumma	10.75	@0.34	3.66	43	37	6	MP	CCD

Sl No	Years	Sectors	Sub-sectors	Annual Works Proposed (along with rates)	Name of Village / Hamlet where the proposed works is to be undertaken	Quantity (Where applicable e eg. Housing roads etc.)	Unit Cost	Financial Target (Rs. In lakhs)	No. of PVTG Beneficiaries (Male & Female Separately where feasible)			Implementing Agency (State Govt./ UT Admb./ NGO)	Funding Agency
									Total	Male	Female		
I	II	III	IV	V	VI	VII	VIII	IX	X	XI	XII	XIII	XIV
34	2020-21			Ginger Cultivation	Dangamati	7.5	@0.34	2.55	30	19	11	MP	CCD
35	2020-21			Ginger Cultivation	Patangpadara	3	@0.34	1.02	12	8	4	MP	CCD
36	2020-21			Ginger Cultivation	Lakpadar	8.25	@0.34	2.81	33	24	9	MP	CCD
37	2020-21			Turmeric Cultivation	Damagada	1.5	@0.33	0.33	6	4	2	MP	CCD
38	2020-21			Turmeric Cultivation	Mayabali	3.25	@0.33	1.07	13	10	3	MP	CCD
39	2020-21			Turmeric Cultivation	Gumma	10.75	@0.33	3.53	43	37	6	MP	CCD
40	2020-21			Turmeric Cultivation	Dangamati	7.5	@0.33	2.46	30	19	11	MP	CCD
41	2020-21			Turmeric Cultivation	Patangpadara	3	@0.33	0.98	12	8	4	MP	CCD
42	2020-21			Turmeric Cultivation	Lakpadar	8.25	@0.33	2.71	33	24	9	MP	CCD
43	2020-21			Development of horticulture nursery	36 Villages	1 Nos	@2.00	2.00	2831	1197	1634	MP	CCD
44	Sub-Total							24.74					
45	2020-21		Agriculture										
46	Sub-Total							0.00					
47	2020-21		Animal Husbandry	Supply of Plough Bullock	Damagada	2 Pair	@0.40	0.80	2	2		MP	CCD
48	2020-21			Supply of Plough Bullock	Kuskidelli	1 Pair	@0.40	0.40	1	1		MP	CCD
49	2020-21			Supply of Plough Bullock	Mayabali	3 Pair	@0.40	1.20	3	3		MP	CCD

Sl No	Years	Sectors	Sub-sectors	Annual Works Proposed (along with rates)	Name of Village / Hamlet where the proposed works is to be undertaken	Quantity (Where applicable e eg. Housing roads etc.)	Unit Cost	Financial Target (Rs. In lakhs)	No. of PVTG Beneficiaries (Male & Female Separately where feasible)			Implementing Agency (State Govt./ UT Admb./ NGO)	Funding Agency
									Total	Male	Female		
I	II	III	IV	V	VI	VII	VIII	IX	X	XI	XII	XIII	XIV
50	2020-21			Supply of Plough Bullock	Gumma	5 Pair	@0.40	2.00	5	5		MP	CCD
51	2020-21			Supply of Plough Bullock	Dangamati	5 Pair	@0.40	2.00	5	5		MP	CCD
52	2020-21			Supply of Plough Bullock	Badaden gneli	3 Pair	@0.40	1.20	3	3		MP	CCD
53	2020-21			Supply of Plough Bullock	Patangpada	3 Pair	@0.40	1.20	3	3		MP	CCD
54	2020-21			Supply of Plough Bullock	Lakpadar	5 Pair	@0.40	2.00	5	5		MP	CCD
55	Sub-Total							10.80					
56	2020-21		Market Link	Construction of Sale center of DKDCMCS, Parsali	36 villages	1 Nos	@3.00	3.00	2831	1197	1634	MP	CCD
57	Sub-Total							3.00					
58	2020-21		Social Security	Renewal of JBY	36 villages	500	@0.005	2.5	500	250	250	MP	CCD
59	Sub-Total							2.50					
60	2020-21		Promotion of SHG										
61	Sub-Total							0.00					
62	Toal							63.04					
63	2020-21	Conservation of Culture		Maintenance & Management of Museum	Parsali	1 no	10.00 L.S	10.00	2831	1197	1634	MP	CCD
64	2020-21			Supply of costumes to Tribal dance troupes and musical instruments			2.00 L.S	2.00				MP	CCD
65	2020-21			Sponsoring of cultural troupes for participation at District / State / National level Programme like Dance Festival, Exhibition etc.			10.00 L.S.	10.00				MP	CCD

Sl No	Years	Sectors	Sub-sectors	Annual Works Proposed (along with rates)	Name of Village / Hamlet where the proposed works is to be undertaken	Quantity (Where applicable e eg. Housing roads etc.)	Unit Cost	Financial Target (Rs. In lakhs)	No. of PVTG Beneficiaries (Male & Female Separately where feasible)			Impleme nting Agency (State Govt./ UT Admb./ NGO)	Funding Agency
									Total	Male	Femal e		
I	II	III	IV	V	VI	VII	VIII	IX	X	XI	XII	XIII	XIV
66	2020-21			Exposure Visit to other Micro Project area			2.00 L.S	2.00				MP	CCD
67	2020-21			Documentation of prestile culture electronic / print mode			5.00 L.S.	5.00				MP & SCSTRTI	CCD
68	2020-21			Audio Visual Programme			2.00 L.S	2.00				MP & SCSTRTI	CCD
69	2020-21			Preservation & protection of sacred group (5 Villages in a cluster)			@2.00 per cluster	2.00				MP	CCD
70	2020-21			Repair of Sadar House	Dangama ti	1 Nos	@1.00	1.00	141	55	86	MP	CCD
71				Repair of Sadar House	Patangpa dara	1 Nos	@1.00	1.00	43	17	26	MP	CCD
72				Repair of Sadar House	Lakpadar	1 Nos	@1.00	1.00	141	55	86	MP	CCD
73	Sub-Total							36.00					
74	2020-21	Capacity Building											
75	Sub-Total							0.00					
76	2020-21	Project Management /NGO/ Institutional Mechanism & Monitoring / IEC / Publication		Differential Remuneration of MPWS	Gumma,R alima, Panchuku di, Lakhapada ra & Buduni	5 Nos	@0.01	0.60	170	82	88	MP	CCD
77	2020-21			Survey, Monitoring & Evaluation expenses				2.00				MP	CCD
78	2020-21			Transportation cost of Microproject (ASCO/JE & Micro Project Staff)				3.80				MP	CCD

Sl No	Years	Sectors	Sub-sectors	Annual Works Proposed (along with rates)	Name of Village / Hamlet where the proposed works is to be undertaken	Quantity (Where applicable e eg. Housing roads etc.)	Unit Cost	Financial Target (Rs. In lakhs)	No. of PVTG Beneficiaries (Male & Female Separately where feasible)			Implementing Agency (State Govt./ UT Admb./ NGO)	Funding Agency
									Total	Male	Female		
I	II	III	IV	V	VI	VII	VIII	IX	X	XI	XII	XIII	XIV
79	2020-21			Office Management & Administrative Charges				7.50				MP	CCD
80				Sub-Total				13.90					
				Grand Total				232.26					

Special Officer
D.K.D.A., Parsali









PART - VI

Year, Sector & Sub-sector wise Abstract of CCD Plan for DANGRIA KANDHA DEVELOPMENT AGENCY, Parsali, Rayagada

(Based on Priorities indicated in Part-V)

(Rs. in lakh)

Sl. No.	Name of PTG	Major Sectors	Sub-sectors	2016-17	2017-18	2018-19	2019-20	2020-21	Total
1	DANGRIA KANDHA	Social Sector	Education	75.04	94.50	94.16	96.53	99.12	459.35
2			Health & Nutrition	0.20	0.20	0.20	0.20	0.20	1.00
3			Drinking Water & Sanitation	0.00	0.00	0.00	0.00	0.00	0.00
			Total	75.24	94.70	94.36	96.73	99.32	460.35
4		Infrastructure	Housing	15.00	0.00	0.00	0.00	0.00	15.00
5			Connectivity	40.00	20.00	8.00	80.00	20.00	168.00
6			Electrification	5.50	6.50	3.50	3.00	0.00	18.50
7			Total	60.50	26.50	11.50	83.00	20.00	201.50
8		Sustainable livelihood Development	Irrigation	19.00	13.00	26.00	18.00	22.00	98.00
9			Land Development (Agri Imp)	0.00	0.00	0.00	0.00	0.00	0.00
10			Horticulture	41.37	40.06	45.17	55.63	24.74	206.97
11			Agriculture	10.15	12.37	0.00	0.00	0.00	22.52
12			Animal Husbandry	9.60	11.10	17.70	17.20	10.80	66.40
13			Market Link	5.00	10.00	50.00	10.00	3.00	78.00
14			Social Security	6.50	3.64	0.00	1.00	2.50	13.64
15			Promotion of SHG	0.00	0.00	0.00	0.00	0.00	0.00
16			Total	91.62	90.17	138.87	101.83	63.04	485.53
17		Conservation of Culture		127.00	101.00	61.00	52.00	36.00	377.00
18		Capacity Building		0.00	0.00	0.00	0.00	0.00	0.00
19		Project Management /NGO/ Institutional Mechanism & Monitoring / IEC / Publication		13.37	11.40	11.40	11.40	13.90	61.47
		Grand Total		367.73	323.77	317.13	344.96	232.26	1585.85

PART - VI

(Based on Priorities indicated in Part-V)

(Based on Priorities indicated in Part-V)

Sl No	Years	Sectors	Sub-sectors	Annual Works Proposed (along with rates)	Name of Village / Hamlet where the proposed works is to be undertaken	Quantity (Where applicable eg. Housing roads etc.)	Unit Cost	Financial Target (Rs. In lakhs)	No. of PVTG Beneficiaries (Male & Female Separately where feasible)			Implementing Agency (State Govt./ UT Admb./ NGO)	Funding Agency
									Total	Male	Female		
I	II	III	IV	V	VI	VII	VIII	IX	X	XI	XII	XIII	XIV
1	2016-17	Social Sectors	Education	Differential Remunartion of Teaching & Non Teaching Staff of Girls Educational Complex	Kansur	21 Nos		6.25	250		250	MP	CCD
2	2016-17			Maintainance of Educational complex for Boys (Recurring) includes Mess charges, Boarding charges, Uniform, Coaching, Books, Stationaries, Health care, Annual sports, Incentives, Exposure visit				36.90				MP	CCD
3	2016-17			Maintainance of Educational complex for Boys (Non Recuring) includes repairing, colouring, supply of furnitures utensils etc				13.10				MP	CCD
4	2016-17			Remunartion of Teaching & Non Teaching Staff of Boys Educational complex	Kansur	21 Nos		13.29	250	250		MP	CCD
5	2016-17			Repairing of Gyana Mandir	Tamaksila	1 Nos	@1.00	1.00	72	33	39	MP	CCD
6	2016-17			Repairing of Gyana Mandir	Buduni	1 Nos	@1.00	1.00	80	36	44	MP	CCD
7	2016-17			Supply of Reading, Writing Material and grant to the student of Gyana Mandir	Lakpadar, Gumma, Buduni, Panchkodi, Railima	5 Nos	@0.70	3.50	170	82	88	MP	CCD

Sl No	Years	Sectors	Sub-sectors	Annual Works Proposed (along with rates)	Name of Village / Hamlet where the proposed works is to be undertaken	Quantity (Where applicable eg. Housing roads etc.)	Unit Cost	Financial Target (Rs. In lakhs)	No. of PVTG Beneficiaries (Male & Female Separately where feasible)			Implementing Agency (State Govt./ UT Admb./ NGO)	Funding Agency
									Total	Male	Female		
I	II	III	IV	V	VI	VII	VIII	IX	X	XI	XII	XIII	XIV
8	2016-17			Sub-Total				75.04					
9	2016-17	Social Sectors	Health & Nutrition	Organization of health camp & supply of live saving medicine	36 Villages of Micro Project	5 Camp	@0.10						
10	2016-17			Yearly Sickel Cell Screening of all children (0-14Years)		200	0.001	0.20				MP	CCD
11	2016-17			Sub-Total				0.20					
12	2016-17	Social Sectors	Drinking Water	Const. of spring based Pipe water supply	Tentulipadar	1 Nos	@3.00						
13	2016-17							0.00					
14	2016-17							75.24					
15	2016-17	Infrastructure	Housing	Renovations of Community Center	Tentulipadar	1 No	@2.00	2.00	11	9	2	MP	CCD
16	2016-17			Renovations of Community Center	Buduni	1 No	@2.00	2.00	15	12	3	MP	CCD
17	2016-17			Renovations of Community Center	Kurusumui	1 No	@2.00	2.00	14	13	1	MP	CCD
18	2016-17			Construction of Community Center	Chatikona	1 No	@5.00	5.00	17	15	2	MP	CCD
19	2016-17			Renovations of Community Center	Bangapadi	1 No	@2.00	2.00	11	6	5	MP	CCD
20	2016-17			Renovations of Community Center	Tamaksila	1 No	@2.00	2.00	15	12	3	MP	CCD
21	2016-17			Sub-Total				15.00					
22	2016-17		Connectivity	Construction of Village CC Road with Drain	Tamaksila	100 mtr	@5.00	5.00	72	33	39	MP	CCD
23	2016-17			Construction of Village CC Road with Drain	Tentulipadar	100 mtr	@5.00	5.00	30	15	15	MP	CCD
24	2016-17			Construction of Village CC Road with Drain	Buduni	100 mtr	@5.00	5.00	80	36	44	MP	CCD

Sl No	Years	Sectors	Sub-sectors	Annual Works Proposed (along with rates)	Name of Village / Hamlet where the proposed works is to be undertaken	Quantity (Where applicable eg. Housing roads etc.)	Unit Cost	Financial Target (Rs. In lakhs)	No. of PVTG Beneficiaries (Male & Female Separately where feasible)			Implementing Agency (State Govt./ UT Admb./ NGO)	Funding Agency
									Total	Male	Female		
I	II	III	IV	V	VI	VII	VIII	IX	X	XI	XII	XIII	XIV
25	2016-17			Constructuion of Village CC Road with Drain System	Tadamui	100 mtr	@5.00	5.00	21	11	10	MP	CCD
26	2016-17			Constructuion of Village CC Road with Drain	Chatikona	100 mtr	@5.00	5.00	50	28	22	MP	CCD
27	2016-17			Constructuion of Village CC Road with Drain	Bemberi	100 mtr	@5.00	5.00	41	15	26	MP	CCD
28	2016-17			Constructuion of Village CC Road with Drain	Kurusumui	100 mtr	@5.00	5.00	72	35	37	MP	CCD
29	2016-17			Constructuion of Village CC Road with Drain	Bangapadi	100 mtr	@5.00	5.00	52	23	29	MP	CCD
30	2016-17			Sub-Total				40.00					
31	2016-17		Electrification	Supply of Solar Street Light with Maintenance	Tentulipadar	2 Nos	@0.50	1.00	30	15	15	ORIDA / MP	CCD
32	2016-17			Supply of Solar Street Light with Maintenance	Buduni	2 Nos	@0.50	1.00	80	36	44	ORIDA / MP	CCD
33	2016-17			Supply of Solar Street Light with Maintenance	Chatikona	1 No	@0.50	0.50	50	28	22	ORIDA / MP	CCD
34	2016-17			Supply of Solar Street Light with Maintenance	Tadamui	1 No	@0.50	0.50	21	11	10	ORIDA / MP	CCD
35	2016-17			Supply of Solar Street Light with Maintenance	Bemberi	1 No	@0.50	0.50	41	15	26	ORIDA / MP	CCD
36	2016-17			Supply of Solar Street Light with Maintenance	Kurusumui	2 Nos	@0.50	1.00	72	35	37	ORIDA / MP	CCD
37	2016-17			Supply of Solar Street Light with Maintenance	Bangapadi	1 No	@0.50	0.50	52	23	29	ORIDA / MP	CCD
38	2016-17			Supply of Solar Street Light with Maintenance	Tamaksila	1 No	@0.50	0.50	72	33	39	ORIDA / MP	CCD
39	2016-17			Sub-Total				5.50					
40	2016-17			Total				60.50					
41	2016-17	Sustaining		Construction of canal system at D/W	Tadamui	1 No	@3.00	4.00	21	11	10	MP	CCD

Sl No	Years	Sectors	Sub-sectors	Annual Works Proposed (along with rates)	Name of Village / Hamlet where the proposed works is to be undertaken	Quantity (Where applicable eg. Housing roads etc.)	Unit Cost	Financial Target (Rs. In lakhs)	No. of PVTG Beneficiaries (Male & Female Separately where feasible)			Implementing Agency (State Govt./ UT Admb./ NGO)	Funding Agency
									Total	Male	Female		
I	II	III	IV	V	VI	VII	VIII	IX	X	XI	XII	XIII	XIV
42	2016-17	Sustainable Livelihood Project	Irrigation	Construction of D/W at Paramaili Nala	Tamaksila	1 No	@6.00	6.00	72	33	39	MP	CCD
43	2016-17			Construction of Canal system at Badadengeli	Badadengeli	1 No	@5.00	5.00	15	10	5	MP	CCD
44	2016-17			Construction of Canal system at Sanadengeli	Sanadengeli	1 No	@4.00	4.00	15	10	5	MP	CCD
45	2016-17			Sub-Total				19.00					
46	2016-17		Land Development										
47	2016-17			Sub-Total				0.00					
48	2016-17		Horticulture	Pineapple with Stone Bonding	Tentulipadara	4.50 Ac	@0.35	15.75	9	7	2	MP	CCD
49	2016-17			Pineapple with stone bonding	Bangapadi	7.50 Ac	@0.35	2.63	15	10	5	MP	CCD
50	2016-17			Banana Plantation	Bangapadi	7.50 Ac	@0.79	5.92	15	10	5	MP	CCD
51	2016-17			Dev.of Horticulture Nursery	40 villages	1 Nos	@2.00	2.00	2831	1197	1634	MP	CCD
52	2016-17			Zinger Cultivation	Tentulipadara	2.25 Ac	@0.34	0.77	9	7	2	MP	CCD
53	2016-17			Zinger Cultivation	Tadamui	1.25 Ac	@0.34	0.43	6	4	2	MP	CCD
54	2016-17			Zinger Cultivation	Chatikona	4.00 Ac	@0.34	1.36	16	13	3	MP	CCD
55	2016-17			Zinger Cultivation	Bemberi	2.25 Ac	@0.34	0.77	9	7	2	MP	CCD
56	2016-17			Zinger Cultivation	Kurusumui	4.25 Ac	@0.34	1.45	17	14	3	MP	CCD
57	2016-17			Zinger Cultivation	Bangapadi	3.75 Ac	@0.34	1.28	15	10	5	MP	CCD
58	2016-17			Zinger Cultivation	Tamaksila	4.75 Ac	@0.34	1.62	19	17	2	MP	CCD

Sl No	Years	Sectors	Sub-sectors	Annual Works Proposed (along with rates)	Name of Village / Hamlet where the proposed works is to be undertaken	Quantity (Where applicable eg. Housing roads etc.)	Unit Cost	Financial Target (Rs. In lakhs)	No. of PVTG Beneficiaries (Male & Female Separately where feasible)			Implementing Agency (State Govt./ UT Admb./ NGO)	Funding Agency
									Total	Male	Female		
I	II	III	IV	V	VI	VII	VIII	IX	X	XI	XII	XIII	XIV
59	2016-17			Turmeric Cultivation	Tentulipadar	2.25 Ac	@0.33	0.74	9	7	2	MP	CCD
60	2016-17			Turmeric Cultivation	Tadamui	1.25 Ac	@0.33	0.41	6	4	2	MP	CCD
61	2016-17			Turmeric Cultivation	Chatikona	4.00 Ac	@0.33	1.31	16	14	2	MP	CCD
62	2016-17			Turmeric Cultivation	Bemberi	2.25 Ac	@0.33	0.74	9	7	2	MP	CCD
63	2016-17			Turmeric Cultivation	Kurusumui	4.25 Ac	@0.33	1.40	17	14	3	MP	CCD
64	2016-17			Turmeric Cultivation	Bangapadi	3.75 Ac	@0.33	1.23	15	10	5	MP	CCD
65	2016-17			Turmeric Cultivation	Tamaksila	4.75 Ac	@0.33	1.56	19	17	2	MP	CCD
66	2016-17			Sub-Total				41.37					
67	2016-17		Agriculture	Maize Demonstration	Tentulipadar	1 Ac	@0.02	0.02	11	9	2	DKDA	CCD
68	2016-17			Maize Demonstration	Buduni	2 Ac	@0.02	0.04	15	12	3	DKDA	CCD
69	2016-17			Maize Demonstration	Tadamui	1 Ac	@0.02	0.02	5	4	1	DKDA	CCD
70	2016-17			Maize Demonstration	Chatikona	1 Ac	@0.02	0.02	17	12	5	DKDA	CCD
71	2016-17			Maize Demonstration	Bemberi	1 Ac	@0.02	0.02	10	8	2	DKDA	CCD
72	2016-17			Maize Demonstration	Tamaksila	3.00 Ac	@0.02	0.09	15	12	3	DKDA	CCD
73	2016-17			Maize Demonstration	Kurusumui	3.00 Ac	@0.02	0.09	14	12	2	DKDA	CCD
74	2016-17			Lying Transplanting of paddy cultivation	Buduni	5.00 Ac	@0.03	0.15	5	4	1	DKDA	CCD
75	2016-17			Lying Transplanting of Paddy cultivation	Tamaksila	5.00 Ac	@0.03	0.15	5	4	1	DKDA	CCD

Sl No	Years	Sectors	Sub-sectors	Annual Works Proposed (along with rates)	Name of Village / Hamlet where the proposed works is to be undertaken	Quantity (Where applicable eg. Housing roads etc.)	Unit Cost	Financial Target (Rs. In lakhs)	No. of PVTG Beneficiaries (Male & Female Separately where feasible)			Implementing Agency (State Govt./ UT Admb./ NGO)	Funding Agency
									Total	Male	Female		
I	II	III	IV	V	VI	VII	VIII	IX	X	XI	XII	XIII	XIV
76	2016-17			Mustard Demonstratoin	Tentulipadar	3 Ac	@0.02	0.06	6	6		DKDA	CCD
77	2016-17			Mustard Demonstratoin	Buduni	3 Ac	@0.02	0.06	6	6		DKDA	CCD
78	2016-17			Mustard Demonstratoin	Tadamui	3 Ac	@0.02	0.06	5	5		DKDA	CCD
79	2016-17			Mustard Demonstratoin	Chatikona	3 Ac	@0.02	0.06	6	6		DKDA	CCD
80	2016-17			Mustard Demonstratoin	Bemberi	3 Ac	@0.02	0.06	10	8	2	DKDA	CCD
81	2016-17			Supply of Agriculture Implements	Tentulipadar	11 Nos	@1.50	0.55	11	9	2	DKDA	CCD
82	2016-17			Supply of Agriculture Implements	Buduni	15 Nos	@1.50	1.50	15	10	5	DKDA	CCD
83	2016-17			Supply of Agriculture Implements	Tadamui	5Nos	@0.50	0.50	5	4	1	DKDA	CCD
84	2016-17			Supply of Agriculture Implements	Chatikona	17Nos	@1.70	1.70	17	12	5	DKDA	CCD
85	2016-17			Supply of Agriculture Implements	Bemberi	10Nos	@1.00	1.00	10	8	2	DKDA	CCD
86	2016-17			Supply of Agriculture Implements	Kurusumui	14Nos	@1.40	1.40	14	12	2	DKDA	CCD
87	2016-17			Supply of Agriculture Implements	Bangapadi	11Nos	@1.10	1.10	11	6	5	DKDA	CCD
88	2016-17			Supply of Agriculture Implements	Tamaksila	15Nos	@1.50	1.50	15	10	5	DKDA	CCD
89	2016-17			Improved ICDL Aurhor cultivation	5 Villages	25 Acers	@0.50						CCD
90	2016-17			Improved Raggi Cultivation	6 Villages	20 Acers	@0.02						CCD

Sl No	Years	Sectors	Sub-sectors	Annual Works Proposed (along with rates)	Name of Village / Hamlet where the proposed works is to be undertaken	Quantity (Where applicable eg. Housing roads etc.)	Unit Cost	Financial Target (Rs. In lakhs)	No. of PVTG Beneficiaries (Male & Female Separately where feasible)			Implementing Agency (State Govt./ UT Admb./ NGO)	Funding Agency
									Total	Male	Female		
I	II	III	IV	V	VI	VII	VIII	IX	X	XI	XII	XIII	XIV
91	2016-17			Intervention of scaling of Niger Cultivation intervention timely showing weed management	7 village	30 Acers	@0.02						CCD
92	2016-17			Sub-Total				10.15					
93	2016-17		Animal Husbandery	Organization of Health Camp for Animal	All villages	4 Nos	@0.50						
94	2016-17			Supply of Plough Bullock	Tadamui	2 Pair	@0.30	0.60	2	2		MP	CCD
95	2016-17			Supply of Plough Bullock	Tentulipadar	4 Pair	@0.30	1.20	4	4		MP	CCD
96	2016-17			Supply of Plough Bullock	Chatikona	5 Pair	@0.30	1.50	5	5		MP	CCD
97	2016-17			Supply of Plough Bullock	Bemberi	5 Pair	@0.30	1.50	5	5		MP	CCD
98	2016-17			Supply of Plough Bullock	Buduni	5 Pair	@0.30	1.50	5	5		MP	CCD
99	2016-17			Supply of Plough Bullock	Kurusumui	4 Pair	@0.30	1.20	4	4		MP	CCD
100	2016-17			Supply of Plough Bullock	Bangapadi	2 Pair	@0.30	0.60	2	2		MP	CCD
101	2016-17			Supply of Plough Bullock	Tamaksila	5 Pair	@0.30	1.50	5	5		MP	CCD
102	2016-17			Sub-Total				9.60					
103	2016-17		Market Link	Const.of Hatapindi	Parsali	1 Nos	@5.00	5.00	2831	1197	1634	MP	CCD
104	2016-17			Sub-Total				5.00					
105	2016-17		Social Security	JBY			@0.05	6.50	727			MP	CCD
106	2016-17			Sub-Total				6.50					
107	2016-17		Promotion of SHG										

Sl No	Years	Sectors	Sub-sectors	Annual Works Proposed (along with rates)	Name of Village / Hamlet where the proposed works is to be undertaken	Quantity (Where applicable eg. Housing roads etc.)	Unit Cost	Financial Target (Rs. In lakhs)	No. of PVTG Beneficiaries (Male & Female Separately where feasible)			Implementing Agency (State Govt./ UT Admb./ NGO)	Funding Agency
									Total	Male	Female		
I	II	III	IV	V	VI	VII	VIII	IX	X	XI	XII	XIII	XIV
108	2016-17			Sub-Total				0.00					
109	2016-17			Total				91.62					
110	2016-17	Conservation of Culture		Constrution of Museum-cum-Cultural Center	Parsali	1no	45.00	45.00	6765	2879	3886	MP	CCD
111	2016-17			Internal decoration of the Museum			30.00 L.S.	30.00				MP	CCD
112	2016-17			Supply of costumes for dance and musical instruments			5.00 L.S.	5.00				MP	CCD
113	2016-17			Sponsoring of cultural troupes and exhibition for cultural troupes for participation at District / State/ National Programme			10.00 L.S.	10.00				MP	CCD
114	2016-17			Annual Tribal Sports at Micro Projects level to identify the sports			2.00 L.S.						
115	2016-17			Exposure Visit to other Micro Project area			2.00 L.S.	2.00				MP	CCD
116	2016-17			Development of literature (Supplementary and its publication)			5.00 L.S.	5.00				MP & ATLC	CCD
117	2016-17			Documentation of prestile culture electronic / print mode			5.00 L.S.	5.00				MP & ATLC	CCD
118	2016-17			Audio Visual Programme			5.00 L.S.	5.00				MP & ATLC	CCD
119	2016-17			Preservation & protection of sacred group (5 Villages in a cluster)			@2.00 per cluster	2.00				MP & ATLC	CCD
120	2016-17			Improvement Tourist Spot at Nirgundi	Nirgundi	1 No	@10.00	10.00				DKDA	CCD
121	2016-17			Development of Scared Groove, Parsali		4 No	@2.00	8.00				DKDA	CCD
122	2016-17			Sub-Total				127.00					

Sl No	Years	Sectors	Sub-sectors	Annual Works Proposed (along with rates)	Name of Village / Hamlet where the proposed works is to be undertaken	Quantity (Where applicable eg. Housing roads etc.)	Unit Cost	Financial Target (Rs. In lakhs)	No. of PVTG Beneficiaries (Male & Female Separately where feasible)			Implementing Agency (State Govt./ UT Admb./ NGO)	Funding Agency
									Total	Male	Female		
I	II	III	IV	V	VI	VII	VIII	IX	X	XI	XII	XIII	XIV
121	2016-17	Capacity Building											
124	2016-17			Sub-Total				0.00					
125	2016-17	Project Management /NGO/ Institutional Mechanism & Monitoring / IEC / Publication		Differential Remunartion of MPWS	Gumma,Ralima, Panchukudi , Lakhapadara & Buduni	5 Nos	@0.01	0.60	170	82	88	MP	CCD
126	2016-17			Survey, Monitoring & Evaluation expenses				2.00				MP	CCD
127	2016-17			Transportation cost of Microproject (ASCO/JE & Micro Project Staff)				3.80				MP	CCD
128	2016-17			Office Management & Administrative Charges				6.97				MP	CCD
129	2016-17			Sub-Total				13.37					
130	2016-17			Grand Total				367.73					

Special Officer
D.K.D.A., Parsali

PART - VI

**CCD Plan for Dangria Kandha, PVTG of D.K.D.A., Parsali, Rayagada for Five Year
(Based on Priorities indicated in Part-V)**

Sl No	Years	Sectors	Sub-sectors	Annual Works Proposed (along with rates)	Name of Village / Hamlet where the proposed works is to be undertaken	Quantity (Where applicable eg. Housing roads etc.)	Unit Cost	Financial Target (Rs. In lakhs)	No. of PVTG Beneficiaries (Male & Female Separately where feasible)			Implementing Agency (State Govt./ UT Admb./ NGO)	Funding Agency
									Total	Male	Female		
I	II	III	IV	V	VI	VII	VIII	IX	X	XI	XII	XIII	XIV
1	2016-17	Social Sectors	Education	Maintainance of Educational complex for Girls (Recurring) includes Mess charges, Boarding charges, Uniform, Coaching, Books, Stationaries, Health care, Annual sports, Incentives, Exposure visit	Kansur	250 Nos		36.90	250		250	MP	MOTA
2	2016-17			Maintainance of Educational complex for Girls (Non Recuring) includes repairing, colouring, supply of furnitures utensils etc				13.10				MP	MOTA
3	2016-17			Remunartion of Teaching & Non Teaching Staff of Girls Educational complex	Kansur	21 Nos		7.04	250		250	MP	MOTA
4	2016-17			Differential Remunartion of Teaching & Non Teaching Staff of Girls Educational Complex	Kansur	21 Nos		6.25	250		250	MP	CCD
5	2016-17			Maintainance of Educational complex for Boys (Recurring) includes Mess charges, Boarding charges, Uniform, Coaching, Books, Stationaries, Health care, Annual sports, Incentives, Exposure visit				36.90				MP	CCD
6	2016-17			Maintainance of Educational complex for Boys (Non Recuring) includes repairing, colouring, supply of furnitures utensils etc				13.10				MP	CCD
7	2016-17			Remunartion of Teaching & Non Teaching Staff of Boys Educational complex	Kansur	21 Nos		13.29	250	250		MP	CCD
8	2016-17			Repairing of Gyana Mandir	Tamaksila	1 Nos	@1.00	1.00	72	33	39	MP	CCD
9	2016-17			Repairing of Gyana Mandir	Buduni	1 Nos	@1.00	1.00	80	36	44	MP	CCD

SI No	Years	Sectors	Sub-sectors	Annual Works Proposed (along with rates)	Name of Village / Hamlet where the proposed works is to be undertaken	Quantity (Where applicable eg. Housing roads etc.)	Unit Cost	Financial Target (Rs. In lakhs)	No. of PVTG Beneficiaries (Male & Female Separately where feasible)			Implementing Agency (State Govt./ UT Admb./ NGO)	Funding Agency
									Total	Male	Female		
I	II	III	IV	V	VI	VII	VIII	IX	X	XI	XII	XIII	XIV
10	2016-17			Supply of Reading, Writing Material and grant to the student of Gyana Mandir	Lakpadar, Gumma, Buduni, Panchkodi, Railima	5 Nos	@0.70	3.50	170	82	88	MP	CCD
11	2016-17			Sub-Total				132.08					
12	2016-17	Social Sectors	Health & Nutrition	Organization of health camp & supply of live saving medicine	36 Villages of Micro Project	5 Camp	@0.10	1.00	2832	1197	1635	H & FW Deptt. / M.P	H & FW Deptt.
13	2016-17			Hiring of Ambulance with fuel etc.	MICRO PROJECT	1 no	@5.00	5.00	2832	1197	1635	H & FW Deptt.	H & FW Deptt.
14	2016-17			Development of Compendium on existing Health & Nutrition Programme	MICRO PROJECT	60 Nos	0.001	0.06				SCSTRTI (UNICEF Supported)	UNICEF (H & FW)
15	2016-17			State Level Sensitisation of Key Officials of Micro Project on General Health & Nutrition Programmes (2 days)	MICRO PROJECT	6	0.3	0.18				SCSTRTI (UNICEF Supported)	UNICEF (H & FW)
16	2016-17			Project Level Sensitisation of officials & other Functionaries of Micro Project on General Health & Nutrition Programmes (2 days)	MICRO PROJECT	25	0.0007	0.0175				MP (UNICEF Supported)	UNICEF (H & FW)

SI No	Years	Sectors	Sub-sectors	Annual Works Proposed (along with rates)	Name of Village / Hamlet where the proposed works is to be undertaken	Quantity (Where applicable eg. Housing roads etc.)	Unit Cost	Financial Target (Rs. In lakhs)	No. of PVTG Beneficiaries (Male & Female Separately where feasible)			Implementing Agency (State Govt./ UT Admb./ NGO)	Funding Agency
									Total	Male	Female		
I	II	III	IV	V	VI	VII	VIII	IX	X	XI	XII	XIII	XIV
17	2016-17			State Level Orientation of Key Micro Project Officials on community mobilization and immunization (3 days)	MICRO PROJECT	6	0.045	0.27				SCSTRTI (UNICEF Supported)	UNICEF(H & FW)
18	2016-17			Project Level Orientation of Key Micro Project Officials on community mobilization and immunization (3 days)	MICRO PROJECT	25	0.01050	0.2625				MP (UNICEF Supported)	UNICEF(H & FW)
19	2016-17			State Level Orientation of Key Micro Project Officials on Anemia & Sickle Cell Anemia(2 days)	MICRO PROJECT	10	0.03	0.3				SCSTRTI (UNICEF Supported)	UNICEF(H & FW)
20	2016-17			Project Level Orientation of Key Micro Project Officials on Anemia & Sickle Cell Anemia(2days)		25	0.07	0.14				MP (UNICEF Supported)	UNICEF(H & FW)
21	2016-17			Development and Printing of Sickle Cell School Health Card		800	0.0005	0.40				SCSTRTI (UNICEF Supported)	UNICEF(H & FW)

SI No	Years	Sectors	Sub-sectors	Annual Works Proposed (along with rates)	Name of Village / Hamlet where the proposed works is to be undertaken	Quantity (Where applicable eg. Housing roads etc.)	Unit Cost	Financial Target (Rs. In lakhs)	No. of PVTG Beneficiaries (Male & Female Separately where feasible)			Implementing Agency (State Govt./ UT Admb./ NGO)	Funding Agency
									Total	Male	Female		
I	II	III	IV	V	VI	VII	VIII	IX	X	XI	XII	XIII	XIV
22	2016-17			Yearly Sickie Cell Screening of all children (0-14Years)		200	0.001	0.20				MP	CCD
23	2016-17			Monthly review of Micro Projects by the Collector		12	0.005	0.06				MP (UNICEF Supported)	UNICEF (H & FW)
24	2016-17			Sub-Total				7.89					
25	2016-17	Social Sectors	Drinking Water	Const. of spring based Pipe water supply	Tentulipadar	1 Nos	@3.00	3.00	30	15	15	RWSS	RD
26	2016-17			Digging of tube well	Buduni	1 Nos	@1.00	1.00	80	36	44	RWSS	RD
27	2016-17			Digging of tube well	Tadamui	1 Nos	@1.00	1.00	21	11	10	RWSS	RD
28	2016-17			Digging of tube well	Chatikona	1 Nos	@1.00	1.00	50	28	22	RWSS	RD
29	2016-17			Installation of Tube well and repair of cistern	Bemberi	1 Nos	@1.30	1.30	41	15	26	RWSS	RD
30	2016-17			Installation of Tube well and repair of cistern	Kurusumui	1 Nos	@1.30	1.30	72	35	37	RWSS	RD
31	2016-17			Repair of spring based pipe water	Bangapadi	1 Nos	@0.50	0.50	52	23	29	RWSS	RD
32	2016-17			Installation of Tube well	Tamaksila	1 Nos	@1.00	1.00	72	33	39	RWSS	RD
33	2016-17			Sub-Total				10.10					
34	2016-17			Total				150.07					
35	2016-17	Infrastructure	Housing	Construction of IAY House	Buduni	5 Nos	@1.04	5.20	5	5	0	PR Deptt.	P.R Deptt.
36	2016-17			Construction of IAY House	Tadamui	1 Nos	@1.04	1.04	1	1	0	PR Deptt.	P.R Deptt.
37	2016-17			Construction of IAY House	Kurusumui	2 Nos	@1.04	2.08	2	2	0	PR Deptt.	P.R Deptt.
38	2016-17			Construction of IAY House	Bangapadi	4 Nos	@1.04	4.16	2	2	0	PR Deptt.	P.R Deptt.
39	2016-17			Renovations of Community Center	Tentulipadar	1 No	@2.00	2.00	11	9	2	MP	CCD

SI No	Years	Sectors	Sub-sectors	Annual Works Proposed (along with rates)	Name of Village / Hamlet where the proposed works is to be undertaken	Quantity (Where applicable eg. Housing roads etc.)	Unit Cost	Financial Target (Rs. In lakhs)	No. of PVTG Beneficiaries (Male & Female Separately where feasible)			Implementing Agency (State Govt./ UT Admb./ NGO)	Funding Agency
									Total	Male	Female		
I	II	III	IV	V	VI	VII	VIII	IX	X	XI	XII	XIII	XIV
40	2016-17			Renovantions of Community Center	Buduni	1 No	@2.00	2.00	15	12	3	MP	CCD
41	2016-17			Renovantions of Community Center	Kurusumui	1 No	@2.00	2.00	14	13	1	MP	CCD
42	2016-17			Construction of Community Center	Chatikona	1 No	@5.00	5.00	17	15	2	MP	CCD
43	2016-17			Renovantions of Community Center	Bangapadi	1 No	@2.00	2.00	11	6	5	MP	CCD
44	2016-17			Renovantions of Community Center	Tamaksila	1 No	@2.00	2.00	15	12	3	MP	CCD
45	2016-17			Sub-Total				27.48					
46	2016-17	Infrastructure	Connectivity	Constructuion of Village CC Road with Drain	Tamaksila	100 mtr	@5.00	5.00	72	33	39	MP	CCD
47	2016-17			Constructuion of Village CC Road with Drain	Tentulipadar	100 mtr	@5.00	5.00	30	15	15	MP	CCD
48	2016-17			Constructuion of Village CC Road with Drain	Buduni	100 mtr	@5.00	5.00	80	36	44	MP	CCD
49	2016-17			Constructuion of Village CC Road with Drain System	Tadamui	100 mtr	@5.00	5.00	21	11	10	MP	CCD
50	2016-17			Constructuion of Village CC Road with Drain	Chatikona	100 mtr	@5.00	5.00	50	28	22	MP	CCD
51	2016-17			Constructuion of Village CC Road with Drain	Bemberi	100 mtr	@5.00	5.00	41	15	26	MP	CCD
52	2016-17			Constructuion of Village CC Road with Drain	Kurusumui	100 mtr	@5.00	5.00	72	35	37	MP	CCD
53	2016-17			Constructuion of Village CC Road with Drain	Bangapadi	100 mtr	@5.00	5.00	52	23	29	MP	CCD
54	2016-17			Const.of Protection wall around the Village	Tentulipadar, Buduni, Tadamui, Chatikona, Bemberi, Kurusumui, Bangapadi and Tamaksila	8 Nos	@10.00	80.00	418	196	222	RD	RD

SI No	Years	Sectors	Sub-sectors	Annual Works Proposed (along with rates)	Name of Village / Hamlet where the proposed works is to be undertaken	Quantity (Where applicable eg. Housing roads etc.)	Unit Cost	Financial Target (Rs. In lakhs)	No. of PVTG Beneficiaries (Male & Female Separately where feasible)			Implementing Agency (State Govt./ UT Admb./ NGO)	Funding Agency
									Total	Male	Female		
I	II	III	IV	V	VI	VII	VIII	IX	X	XI	XII	XIII	XIV
55	2016-17			Const.of River step with CC road from villages	Tentulipadar, Buduni, Tadamui, Chatikona, Bemberi, Kurusumui, Bangapadi and Tamaksila	8 Nos	@5.00	40.00	418	196	222	RD	RD
56	2016-17			Constructuion of road from Jamapadar junction to Tamaksila with 4 culvert 2 bridges	Tamaksila	4 Km	@160.00	160.00	72	33	39	RD	RD
57	2016-17			Constructuion of road from Buduni Centr to Tentulipadar with 2 culvert and 1 bridge	Tentulipadar	2 Km	@20.00	40.00	30	15	15	RD	RD
58	2016-17			Constructuion of road from Tentulipadar Centre to Buduni with 4 culvert	Buduni	2 Km	@20.00	40.00	80	36	44	RD	RD
59	2016-17			Constructuion of road from Buduni Centre to Tadamui with 2 culvert 1 bridges	Tadamui	3 Km	@20.00	60.00	21	11	10	RD	RD
60	2016-17			Constructuion of road from Buduni Centre to Chatikona with 4 culvert 2 bridges	Chatikona	3 Km	@26.00	80.00	50	28	22	RD	RD
61	2016-17			Constructuion of road from Chatikona Centre to Bemberi with 1 culvert 1 bridges	Bemberi	2 Km	@20.00	40.00	41	15	26	RD	RD
62	2016-17			Constructuion of road from Chatikona Centre to Kurusumui with 4 culvert 2 bridges	Kurusumui	6 Km	@40.00	240.00	72	35	37	RD	RD
63	2016-17			Constructuion of road from Pakeri Centre to Bangapadi with 2 culvert 2 bridges	Bangapadi	4 Km	@40.00	160.00	52	23	29	RD	RD
64	2016-17			Sub-Total				980.00					
65	2016-17	Infrastructure	Electrification	Supply of Solar Street Light with Maintenance	Tentulipadar	2 Nos	@0.50	1.00	30	15	15	ORIDA / MP	CCD
66	2016-17			Supply of Solar Street Light with Maintenance	Buduni	2 Nos	@0.50	1.00	80	36	44	ORIDA / MP	CCD

SI No	Years	Sectors	Sub-sectors	Annual Works Proposed (along with rates)	Name of Village / Hamlet where the proposed works is to be undertaken	Quantity (Where applicable eg. Housing roads etc.)	Unit Cost	Financial Target (Rs. In lakhs)	No. of PVTG Beneficiaries (Male & Female Separately where feasible)			Implementing Agency (State Govt./ UT Admb./ NGO)	Funding Agency
									Total	Male	Female		
I	II	III	IV	V	VI	VII	VIII	IX	X	XI	XII	XIII	XIV
67	2016-17			Supply of Solar Street Light with Maintenance	Chatikona	1 No	@0.50	0.50	50	28	22	ORIDA / MP	CCD
68	2016-17			Supply of Solar Street Light with Maintenance	Tadamui	1 No	@0.50	0.50	21	11	10	ORIDA / MP	CCD
69	2016-17			Supply of Solar Street Light with Maintenance	Bemberi	1 No	@0.50	0.50	41	15	26	ORIDA / MP	CCD
70	2016-17			Supply of Solar Street Light with Maintenance	Kurusumui	2 Nos	@0.50	1.00	72	35	37	ORIDA / MP	CCD
71	2016-17			Supply of Solar Street Light with Maintenance	Bangapadi	1 No	@0.50	0.50	52	23	29	ORIDA / MP	CCD
72	2016-17			Supply of Solar Street Light with Maintenance	Tamaksila	1 No	@0.50	0.50	72	33	39	ORIDA / MP	CCD
73	2016-17			Internal Electrification of Patalama, Cancer, Parsali Village and Office building of DKDA, Parsali	3 Villages	46 Nos	@0.12	6.00	46	40	6	South Co	Energy Deptt.
74	2016-17			Sub-Total				11.50					
75	2016-17			Total				1018.98					
76	2016-17	Sustainable Livelihood Project	Irrigation	Construction of WHS	Buduni	1 No	@15.00	15.00	80	36	44	PR	P.R Deptt.
77	2016-17			construction WHS at Tamakasila	Tamaksila	1 No	@15.00	15.00	72	33	39	PR	P.R Deptt.
78	2016-17			Construction of canal system at D/W	Tadamui	1 No	@3.00	4.00	21	11	10	MP	CCD
79	2016-17			Construction of D/W at Paramaili Nala	Tamaksila	1 No	@6.00	6.00	72	33	39	MP	CCD
80	2016-17			Construction of Canal system at Badadengeli	Badadengeli	1 No	@5.00	5.00	15	10	5	MP	CCD
81	2016-17			Construction of Canal system at Sanadengeli	Sanadengeli	1 No	@4.00	4.00	15	10	5	MP	CCD
82	2016-17			Sub-Total				49.00					

SI No	Years	Sectors	Sub-sectors	Annual Works Proposed (along with rates)	Name of Village / Hamlet where the proposed works is to be undertaken	Quantity (Where applicable eg. Housing roads etc.)	Unit Cost	Financial Target (Rs. In lakhs)	No. of PVTG Beneficiaries (Male & Female Separately where feasible)			Implementing Agency (State Govt./ UT Admb./ NGO)	Funding Agency
									Total	Male	Female		
I	II	III	IV	V	VI	VII	VIII	IX	X	XI	XII	XIII	XIV
83	2016-17	Sustainable Livelihood Project	Land Development	Land Development	Tentulipadar	10 Ac	@0.20	2.00	30	15	15	PR	P.R Deptt.
84	2016-17			Land Development	Buduni	10.00 Ac	@0.20	2.00	80	36	44	PR	P.R Deptt.
85	2016-17			Land Development	Tadumui	5 Ac	@0.20	1.00	21	11	10	PR	P.R Deptt.
86	2016-17			Land Development	Chatikona	10 Ac	@0.20	2.00	50	28	22	PR	P.R Deptt.
87	2016-17			Land Development	Bemberi	10 Ac	@0.20	2.00	41	15	26	PR	P.R Deptt.
88	2016-17			Land Development	Krusumui	10 Ac	@0.20	2.00	72	35	37	PR	P.R Deptt.
89	2016-17			Land Development	Tamaksila	15 Ac	@0.20	3.00	72	33	39	PR	P.R Deptt.
90	2016-17			Sub-Total				14.00					
91	2016-17	Sustainable Livelihood Project	Horticulture	Mango Plantation with 3yrs Maintenance	Tentulipadar	4.50 Ac	@0.39	1.78	9	7	2	DDH	HORT. DEPTT.
92	2016-17			Mango Plantation with 3yrs Maintenance	Buduni	10.00 Ac	@0.39	3.95	20	17	3	DDH	HORT. DEPTT.
93	2016-17			Mango Plantation with 3yrs Maintenance	Tadamui	3.00 Ac	@0.39	1.19	6	4	2	DDH	HORT. DEPTT.
94	2016-17			Mango Plantation with 3yrs Maintenance	Chatikona	8.00 Ac	@0.39	3.16	16	15	1	DDH	HORT. DEPTT.
95	2016-17			Mango Plantation with 3yrs Maintenance	Bemberi	4.50 Ac	@0.39	1.78	9	7	2	DDH	HORT. DEPTT.
96	2016-17			Mango Plantation with 3yrs Maintenance	Kurusumui	8.50 Ac	@0.39	3.36	17	14	3	DDH	HORT. DEPTT.
97	2016-17			Mango Plantation with 3yrs Maintenance	Bangapadi	7.50 Ac	@0.39	2.97	15	10	5	DDH	HORT. DEPTT.

SI No	Years	Sectors	Sub-sectors	Annual Works Proposed (along with rates)	Name of Village / Hamlet where the proposed works is to be undertaken	Quantity (Where applicable eg. Housing roads etc.)	Unit Cost	Financial Target (Rs. In lakhs)	No. of PVTG Beneficiaries (Male & Female Separately where feasible)			Implementing Agency (State Govt./ UT Admb./ NGO)	Funding Agency
									Total	Male	Female		
I	II	III	IV	V	VI	VII	VIII	IX	X	XI	XII	XIII	XIV
98	2016-17			Mango Plantation with 3yrs Maintenance	Tamaksila	9.50 Ac	@0.39	3.75	19	14	5	DDH	HORT. DEPTT.
99	2016-17			Orange/Lemon Plantation	Tentulipadar	4.50 Ac	@0.34	15.35	9	7	2	DDH	HORT. DEPTT.
100	2016-17			Orange/Lemon Plantation	Buduni	10.00 Ac	@0.34	3.41	20	15	5	DDH	HORT. DEPTT.
101	2016-17			Orange/Lemon Plantation	Tadamui	3.00 Ac	@0.34	1.02	6	4	2	DDH	HORT. DEPTT.
102	2016-17			Orange/Lemon Plantation	Kurusumui	8.50 Ac	@0.34	2.90	17	15	2	DDH	HORT. DEPTT.
103	2016-17			Orange/Lemon Plantation	Bangapadi	7.50 Ac	@0.34	2.56	15	10	5	DDH	HORT. DEPTT.
104	2016-17			Orange/Lemon Plantation	Tamaksila	9.50 Ac	@0.34	3.24	19	15	4	DDH	HORT. DEPTT.
105	2016-17			Pineapple with Stone Bonding	Tentulipadar	4.50 Ac	@0.35	15.75	9	7	2	MP	CCD
106	2016-17			Pineapple with stone bonding	Bangapadi	7.50 Ac	@0.35	2.63	15	10	5	MP	CCD
107	2016-17			Banana Plantation	Bangapadi	7.50 Ac	@0.79	5.92	15	10	5	MP	CCD
108	2016-17			Dev.of Horticulture Nursery	40 villages	1 Nos	@2.00	2.00	2831	1197	1634	MP	CCD
109	2016-17			Zinger Cultivation	Tentulipadar	2.25 Ac	@0.34	0.77	9	7	2	MP	CCD
110	2016-17			Zinger Cultivation	Tadamui	1.25 Ac	@0.34	0.43	6	4	2	MP	CCD
111	2016-17			Zinger Cultivation	Chatikona	4.00 Ac	@0.34	1.36	16	13	3	MP	CCD
112	2016-17			Zinger Cultivation	Bemberi	2.25 Ac	@0.34	0.77	9	7	2	MP	CCD
113	2016-17			Zinger Cultivation	Kurusumui	4.25 Ac	@0.34	1.45	17	14	3	MP	CCD
114	2016-17			Zinger Cultivation	Bangapadi	3.75 Ac	@0.34	1.28	15	10	5	MP	CCD
115	2016-17			Zinger Cultivation	Tamaksila	4.75 Ac	@0.34	1.62	19	17	2	MP	CCD
116	2016-17			Turmeric Cultivation	Tentulipadar	2.25 Ac	@0.33	0.74	9	7	2	MP	CCD
117	2016-17			Turmeric Cultivation	Tadamui	1.25 Ac	@0.33	0.41	6	4	2	MP	CCD
118	2016-17			Turmeric Cultivation	Chatikona	4.00 Ac	@0.33	1.31	16	14	2	MP	CCD

SI No	Years	Sectors	Sub-sectors	Annual Works Proposed (along with rates)	Name of Village / Hamlet where the proposed works is to be undertaken	Quantity (Where applicable eg. Housing roads etc.)	Unit Cost	Financial Target (Rs. In lakhs)	No. of PVTG Beneficiaries (Male & Female Separately where feasible)			Implementing Agency (State Govt./ UT Admb./ NGO)	Funding Agency
									Total	Male	Female		
I	II	III	IV	V	VI	VII	VIII	IX	X	XI	XII	XIII	XIV
119	2016-17			Turmeric Cultivation	Bemberi	2.25 Ac	@0.33	0.74	9	7	2	MP	CCD
120	2016-17			Turmeric Cultivation	Kurusumui	4.25 Ac	@0.33	1.40	17	14	3	MP	CCD
121	2016-17			Turmeric Cultivation	Bangapadi	3.75 Ac	@0.33	1.23	15	10	5	MP	CCD
122	2016-17			Turmeric Cultivation	Tamaksila	4.75 Ac	@0.33	1.56	19	17	2	MP	CCD
123	2016-17			Sub-Total				86.06					
124	2016-17	Sustainable Livelihood Project	Agriculture	Maize Demonstration	Tentulipadar	1 Ac	@0.02	0.02	11	9	2	DKDA	CCD
125	2016-17			Maize Demonstration	Buduni	2 Ac	@0.02	0.04	15	12	3	DKDA	CCD
126	2016-17			Maize Demonstration	Tadamui	1 Ac	@0.02	0.02	5	4	1	DKDA	CCD
127	2016-17			Maize Demonstration	Chatikona	1 Ac	@0.02	0.02	17	12	5	DKDA	CCD
128	2016-17			Maize Demonstration	Bemberi	1 Ac	@0.02	0.02	10	8	2	DKDA	CCD
129	2016-17			Maize Demonstration	Tamaksila	3.00 Ac	@0.02	0.09	15	12	3	DKDA	CCD
130	2016-17			Maize Demonstration	Kurusumui	3.00 Ac	@0.02	0.09	14	12	2	DKDA	CCD
131	2016-17			Lying Transplanting of paddy cultivation	Buduni	5.00 Ac	@0.03	0.15	5	4	1	DKDA	CCD
132	2016-17			Lying Transplanting of Paddy cultivation	Tamaksila	5.00 Ac	@0.03	0.15	5	4	1	DKDA	CCD
133	2016-17			Mustard Demonstratoin	Tentulipadar	3 Ac	@0.02	0.06	6	6		DKDA	CCD
134	2016-17			Mustard Demonstratoin	Buduni	3 Ac	@0.02	0.06	6	6		DKDA	CCD
135	2016-17			Mustard Demonstratoin	Tadamui	3 Ac	@0.02	0.06	5	5		DKDA	CCD

SI No	Years	Sectors	Sub-sectors	Annual Works Proposed (along with rates)	Name of Village / Hamlet where the proposed works is to be undertaken	Quantity (Where applicable eg. Housing roads etc.)	Unit Cost	Financial Target (Rs. In lakhs)	No. of PVTG Beneficiaries (Male & Female Separately where feasible)			Implementing Agency (State Govt./ UT Admb./ NGO)	Funding Agency
									Total	Male	Female		
I	II	III	IV	V	VI	VII	VIII	IX	X	XI	XII	XIII	XIV
136	2016-17			Mustard Demonstratoin	Chatikona	3 Ac	@0.02	0.06	6	6		DKDA	CCD
137	2016-17			Mustard Demonstratoin	Bemberi	3 Ac	@0.02	0.06	10	8	2	DKDA	CCD
138	2016-17			Supply of Agriculture Implements	Tentulipadar	11 Nos	@1.50	0.55	11	9	2	DKDA	CCD
139	2016-17			Supply of Agriculture Implements	Buduni	15 Nos	@1.50	1.50	15	10	5	DKDA	CCD
140	2016-17			Supply of Agriculture Implements	Tadamui	5Nos	@0.50	0.50	5	4	1	DKDA	CCD
141	2016-17			Supply of Agriculture Implements	Chatikona	17Nos	@1.70	1.70	17	12	5	DKDA	CCD
142	2016-17			Supply of Agriculture Implements	Bemberi	10Nos	@1.00	1.00	10	8	2	DKDA	CCD
143	2016-17			Supply of Agriculture Implements	Kurusumui	14Nos	@1.40	1.40	14	12	2	DKDA	CCD
144	2016-17			Supply of Agriculture Implements	Bangapadi	11Nos	@1.10	1.10	11	6	5	DKDA	CCD
145	2016-17			Supply of Agriculture Implements	Tamaksila	15Nos	@1.50	1.50	15	10	5	DKDA	CCD
146	2016-17			Improved ICDL Aurhor cultivation	5 Villages	25 Acers	@0.50	0.50	25	25		AGRI. DEPTT.	AGRI. DEPTT.
147	2016-17			Improved Raggi Cultivation	6 Villages	20 Acers	@0.02	0.40	20	20		AGRI. DEPTT.	AGRI. DEPTT.
148	2016-17			Intervention of scaling of Niger Cultivation intervention timely showing weed management	7 village	30 Acers	@0.02	0.60	30	30		AGRI. DEPTT.	AGRI. DEPTT.
149	2016-17			Sub-Total				11.65					
150	2016-17	Sustainable Livelihood Project	Aimal Husbandry	Organization of Health Camp for Animal	All villages	4 Nos	@0.50	2.00				A & H Dept	A & H Dept

SI No	Years	Sectors	Sub-sectors	Annual Works Proposed (along with rates)	Name of Village / Hamlet where the proposed works is to be undertaken	Quantity (Where applicable eg. Housing roads etc.)	Unit Cost	Financial Target (Rs. In lakhs)	No. of PVTG Beneficiaries (Male & Female Separately where feasible)			Implementing Agency (State Govt./ UT Admb./ NGO)	Funding Agency
									Total	Male	Female		
I	II	III	IV	V	VI	VII	VIII	IX	X	XI	XII	XIII	XIV
151	2016-17			Supply of Plough Bullock	Tadamui	2 Pair	@0.30	0.60	2	2		MP	CCD
152	2016-17			Supply of Plough Bullock	Tentulipadar	4 Pair	@0.30	1.20	4	4		MP	CCD
153	2016-17			Supply of Plough Bullock	Chatikona	5 Pair	@0.30	1.50	5	5		MP	CCD
154	2016-17			Supply of Plough Bullock	Bemberi	5 Pair	@0.30	1.50	5	5		MP	CCD
155	2016-17			Supply of Plough Bullock	Buduni	5 Pair	@0.30	1.50	5	5		MP	CCD
156	2016-17			Supply of Plough Bullock	Kurusumui	4 Pair	@0.30	1.20	4	4		MP	CCD
157	2016-17			Supply of Plough Bullock	Bangapadi	2 Pair	@0.30	0.60	2	2		MP	CCD
158	2016-17			Supply of Plough Bullock	Tamaksila	5 Pair	@0.30	1.50	5	5		MP	CCD
159	2016-17			Sub-Total				11.60					
160	2016-17		Market Link	Const.of Hatapindi	Parsali	1 Nos	@5.00	5.00	2831	1197	1634	MP	CCD
161	2016-17			Sub-Total				5.00					
162	2016-17		Social Security	JBV			@0.05	6.50	727			MP	CCD
163	2016-17			Sub-Total				6.50					
164	2016-17		Promotion of SHG	Loan to SHG on Horticulture	Tentulipadar	1 group	@1.00	1.00	11		11	OLM / MP	P.R Deptt.
165	2016-17			Loan to SHG on Horticulture	Buduni	1 group	@1.00	1.00	11		11	OLM / MP	P.R Deptt.
166	2016-17			Loan to SHG on Horticulture	Kurusumui	1 group	@1.00	1.00	14		14	OLM / MP	P.R Deptt.
167	2016-17			Loan to SHG on Horticulture	Bangapadi	1 group	@1.00	1.00	11		11	OLM / MP	P.R Deptt.

SI No	Years	Sectors	Sub-sectors	Annual Works Proposed (along with rates)	Name of Village / Hamlet where the proposed works is to be undertaken	Quantity (Where applicable eg. Housing roads etc.)	Unit Cost	Financial Target (Rs. In lakhs)	No. of PVTG Beneficiaries (Male & Female Separately where feasible)			Implementing Agency (State Govt./ UT Admb./ NGO)	Funding Agency
									Total	Male	Female		
I	II	III	IV	V	VI	VII	VIII	IX	X	XI	XII	XIII	XIV
168	2016-17			Loan to SHG on Horticulture	Tamaksila	1 group	@1.00	1.00	11		11	OLM / MP	P.R Deptt.
169	2016-17			Awareness camp for SHGs Members	36 villages	1 no	@1.00	1.00	10		10	OLM / MP	P.R Deptt.
170	2016-17			Training to SHGs for Bamboo Craft	Tentulipadar	1 group	@1.00	1.00	11		11	OLM / MP	P.R Deptt.
171	2016-17			Training to SHGs for Bamboo Craft	Buduni	1 group	@1.00	1.00	11		11	OLM / MP	P.R Deptt.
172	2016-17			Training to SHGs for Bamboo Craft	Tamaksila	1 group	@1.00	1.00	15		15	OLM / MP	P.R Deptt.
173	2016-17			Expose Visit of Dongaria Kandha beneficiary to other Micro Project	Chatikana, Bemberi, Bangapadi, Tamaksila	4	@0.23	0.90	42		42	OLM / MP	P.R Deptt.
174	2016-17			Sub-Total				9.90					
175	2016-17			Total				193.71					
176	2016-17	Conservation of Culture		Improvement of Tourist spot	Railama	1 no/61 Village	@20.00	20.00	6765	2879	3886	DKDA	TOURISM & CULTURE
177	2016-17			Construction of Museum-cum-Cultural Center	Parsali	1no	45.00	45.00	6765	2879	3886	MP	CCD
178	2016-17			Internal decoration of the Museum			30.00 L.S.	30.00				MP	CCD
179	2016-17			Supply of costumes for dance and musical instruments			5.00 L.S.	5.00				MP	CCD
180	2016-17			Sponsoring of cultural troupes and exhibition for cultural troupes for participation at District / State/ National Programme			10.00 L.S.	10.00				MP	CCD
181	2016-17			Annual Tribal Sports at Micro Projects level to identify the sports			2.00 L.S.	2.00				MP	Sports & Youth Service

SI No	Years	Sectors	Sub-sectors	Annual Works Proposed (along with rates)	Name of Village / Hamlet where the proposed works is to be undertaken	Quantity (Where applicable eg. Housing roads etc.)	Unit Cost	Financial Target (Rs. In lakhs)	No. of PVTG Beneficiaries (Male & Female Separately where feasible)			Implementing Agency (State Govt./ UT Admb./ NGO)	Funding Agency
									Total	Male	Female		
I	II	III	IV	V	VI	VII	VIII	IX	X	XI	XII	XIII	XIV
182	2016-17			Exposure Visit to other Micro Project area			2.00 L.S	2.00				MP	CCD
183	2016-17			Development of literature (Supplementary and its publication)			5.00 L.S	5.00				MP & ATLC	CCD
184	2016-17			Documentation of prestile culture electronic / print mode			5.00 L.S.	5.00				MP & ATLC	CCD
185	2016-17			Audio Visual Programme			5.00 L.S	5.00				MP & ATLC	CCD
186	2016-17			Preservation & protection of sacred group (5 Villages in a cluster)			@2.00 per cluster	2.00				MP & ATLC	CCD
187	2016-17			Improvement Tourist Spot at Nirgundi	Nirgundi	1 No	@10.00	10.00				DKDA	CCD
188	2016-17			Development of Scared Groove, Parsali		4 No	@2.00	8.00				DKDA	CCD
189	2016-17			Sub-Total				149.00					
190	2016-17	Capacity Building		3 Month Trainning to Dongria Kandha Youth on Bamboo Craft	Tentulipadar	2 group	@1.08	2.16	11	11		OLM / MP	P.R Deptt.
191	2016-17			3 Month Trainning to Dongria Kandha Youth on Embroidery work	Buduni	2 group	@1.08	2.16	11		11	OLM / MP	P.R Deptt.
192	2016-17			3 Month Trainning to Dongria Kandha Youth on Horticulture	Tamaksila	2 group	@1.08	2.16	15	15		OLM / MP	P.R Deptt.
193	2016-17			Sub-Total				6.48					
194	2016-17	Project Management /NGO/ Institutional Mechanism & Monitoring / IEC / Publication		Engagement of Anthropologist, JAO/JHO/JSCO	36 Villages		@0.25	9.00	727	727		MP	OPELIP

SI No	Years	Sectors	Sub-sectors	Annual Works Proposed (along with rates)	Name of Village / Hamlet where the proposed works is to be undertaken	Quantity (Where applicable eg. Housing roads etc.)	Unit Cost	Financial Target (Rs. In lakhs)	No. of PVTG Beneficiaries (Male & Female Separately where feasible)			Implementing Agency (State Govt./ UT Admb./ NGO)	Funding Agency
									Total	Male	Female		
I	II	III	IV	V	VI	VII	VIII	IX	X	XI	XII	XIII	XIV
195	2016-17			Remunerations of MPWS	Gumma,Ralima, Panchukudi , Lakhapadara & Buduni	5 Nos	@0.05	3.00	170	82	88	MP	OPELIP
196	2016-17			Differential Remunartion of MPWS	Gumma,Ralima, Panchukudi , Lakhapadara & Buduni	5 Nos	@0.01	0.60	170	82	88	MP	CCD
197	2016-17			Survey, Monitoring & Evaluation expenses				2.00				MP	CCD
198	2016-17			Transportation cost of Microproject (ASCO/JE & Micro Project Staff)				3.80				MP	CCD
199	2016-17			Office Management & Administrative Charges				6.97				MP	CCD
200	2016-17			Sub-Total				25.37					
201	2016-17			Grand Total				1543.61					
1	2017-18	Social Sectors	Education	Maintainance of Educational complex for Girls (Recuring) includes Mess charges, Boarding charges, Uniform, Coaching, Books, Stationaries, Health care, Annual sports, Incentives, Exposure visit	Kansur	250 Nos		48.80	250		250	M.P	MoTA
2	2017-18			Maintainance of Educational complex for Girls (Non Recuring) includes repairing, colouring, supply of furnitures utensils etc				21.20				M.P	MoTA

Sl No	Years	Sectors	Sub-sectors	Annual Works Proposed (along with rates)	Name of Village / Hamlet where the proposed works is to be undertaken	Quantity (Where applicable eg. Housing roads etc.)	Unit Cost	Financial Target (Rs. In lakhs)	No. of PVTG Beneficiaries (Male & Female Separately where feasible)			Implementing Agency (State Govt./ UT Admb./ NGO)	Funding Agency
									Total	Male	Female		
I	II	III	IV	V	VI	VII	VIII	IX	X	XI	XII	XIII	XIV
3	2017-18			Remuneration of Teaching & Non Teaching Staff of Girls Educational complex	Kansur	21 Nos		7.74	250		250	M.P	MoTA
4	2017-18			Differential Remuneration of Teaching & Non Teaching Staff of Girls Educational Complex	Kansur	21 Nos		6.88	250		250	M.P	CCD
5	2017-18			Maintenance of Educational complex for Boys (Recurring) includes Mess charges, Boarding charges, Uniform, Coaching, Books, Stationaries, Health care, Annual sports, Incentives, Exposure visit				36.90				M.P	CCD
6	2017-18			Maintenance of Educational complex for Boys (Non Recurring) includes repairing, colouring, supply of furnitures utensils etc	Kansur	250 Nos		33.10	250	250		M.P	CCD
7	2017-18			Remuneration of Teaching & Non Teaching Staff of Boys Educational complex	Kansur	21 Nos		14.62	250	250		M.P	CCD
8	2017-18			Supply of RWM & grant to the student of Gyana Mandir	Lakpadar, D angamati, G umma, Buduni, Panchkodi, Kadrakab andili and Railima	5 Nos	@0.20	1.00	72	33	39	M.P	CCD
9	2017-18			Repair of Gayana Mandir	Panchkudi, Railima	2 Nos	@1.00	2.00	72	33	39	M.P	CCD
10	2017-18			Sub-Total				172.24					
11	2017-18	Social Sectors	Health & Nutrition	Organisation of Health Camps	36 Villages	12 Nos	@0.20	2.40	2832	1197	1835	H & FW / MP	H&FW
12	2017-18			Construction of Health Centre Building with maintenance and higher treatment of Patient	36 Villages	1	@60.00	60.00	2832	1197	1835	H & FW / MP	H&FW

SI No	Years	Sectors	Sub-sectors	Annual Works Proposed (along with rates)	Name of Village / Hamlet where the proposed works is to be undertaken	Quantity (Where applicable eg. Housing roads etc.)	Unit Cost	Financial Target (Rs. In lakhs)	No. of PVTG Beneficiaries (Male & Female Separately where feasible)			Implementing Agency (State Govt./ UT Admb./ NGO)	Funding Agency
									Total	Male	Female		
I	II	III	IV	V	VI	VII	VIII	IX	X	XI	XII	XIII	XIV
13	2017-18			Mapping of Health, Nutrition & Social infrastructure in Micro Project Areas	36		LS	1.00				Micro Project (UNICEF Supported)	UNICEF(H&FW)
14	2017-18			State Level Refresher of Key Micro Project Officials on community mobilization and immunization(2 days)		6	0.03	0.18				SCSTRTI (UNICEF Supported)	UNICEF(H&FW)
15	2017-18			Project Level Refresher of Key Micro Project Officials on community mobilization and immunization(2days)		25	0.007	0.175				Micro Project (UNICEF Supported)	UNICEF(H&FW)
16	2017-18			Monthly review of Micro Projects by the Collector		12	0.005	0.06				Micro Project (UNICEF Supported)	UNICEF(H&FW)

SI No	Years	Sectors	Sub-sectors	Annual Works Proposed (along with rates)	Name of Village / Hamlet where the proposed works is to be undertaken	Quantity (Where applicable eg. Housing roads etc.)	Unit Cost	Financial Target (Rs. In lakhs)	No. of PVTG Beneficiaries (Male & Female Separately where feasible)			Implementing Agency (State Govt./ UT Admb./ NGO)	Funding Agency
									Total	Male	Female		
I	II	III	IV	V	VI	VII	VIII	IX	X	XI	XII	XIII	XIV
17	2017-18			Reprinting of Sickle Cell School Health Card		100	0.0005	0.05				Micro Project (UNICEF Supported)	UNICEF(H&FW)
18	2017-18			Yearly Sickle Cell Screening of all children (0-14Years)	36	200	0.001	0.20				MP	CCD
19	2017-18			Half yearly third party monitoring of Programme Indicators , Sharing of findings and action plan finalisation	36		LS	0.50				MP (UNICEF Supported)	UNICEF(H&FW)
20	2017-18			Health & Nutrition SITAN (Identification of endemic Diseases and Nutrition issues) of Microprojects	36		LS	4.00				Micro Project (UNICEF Supported)	UNICEF(H&FW)
21	2017-18			Higher charges and cost of fuel of the Ambulance		1 no	@5.00	5.00				DKDA	H&FW
22	2017-18			Sub-Total				73.57					
23	2017-18	Social Sector	Drinking Water & Sanitation	Installation of Tube well with Solar System and overhead tank	Panchukudi	1 No	@10.00	10.00	97	47	50	RWSS	WR Dept.
24	2017-18			Construction of spring based pipe water supplied	Panchukudi	1 No	@2.50	2.50	97	47	50	RWSS	WR Dept.
25	2017-18			Repair of spring based pipe water supplied	Sikapadara	1 No	@0.60	0.60	25	11	14	RWSS	WR Dept.

SI No	Years	Sectors	Sub-sectors	Annual Works Proposed (along with rates)	Name of Village / Hamlet where the proposed works is to be undertaken	Quantity (Where applicable eg. Housing roads etc.)	Unit Cost	Financial Target (Rs. In lakhs)	No. of PVTG Beneficiaries (Male & Female Separately where feasible)			Implementing Agency (State Govt./ UT Admb./ NGO)	Funding Agency
									Total	Male	Female		
I	II	III	IV	V	VI	VII	VIII	IX	X	XI	XII	XIII	XIV
26	2017-18			Installation of Tube well	Paramali	1 No	@1.25	1.25	86	43	43	RWSS	WR Dept.
27	2017-18			Repair of Spring based pipe water	Tebapada	1 No	@0.60	0.60	81	27	54	RWSS	WR Dept.
28	2017-18			Installation of Tube well	Tebapada	1 No	@1.25	1.25	81	27	54	RWSS	WR Dept.
29	2017-18			Repair of Spring based pipe water	Kadrakabandeli	1 No	@1.00	1.00	187	75	112	RWSS	WR Dept.
30	2017-18			Supply of Pipe water with pump for tube well	Railima	1 No	@10.00	10.00	195	70	125	RWSS	WR Dept.
31	2017-18			Renovation of spring based pipe water supply	Uparmusudi	1 No	@3.00	3.00	72	32	40	RWSS	WR Dept.
32	2017-18			Sub-Total				30.20					
33	2017-18			Total				276.01					
34	2017-18	Social Sector	Housing	Construction of IAY House	Tebapada	8 Nos	@1.04	8.32	8	8		PR	PR DEPTT.
35	2017-18			Construction of IAY House	Talamusudi	3Nos	@1.04	3.12	3	3		PR	PR DEPTT.
36	2017-18			Construction of IAY House	Uparmusudi	3 Nos	@1.04	3.12	3	3		PR	PR DEPTT.
37	2017-18			Construction of IAYHouse	Parmaili	1 Nos	@1.04	1.04	1	1		PR	PR DEPTT.
38	2017-18			Sub-Total				15.60					
39	2017-18	Infrastructure	Connectivity	Construction of village CC road with Drain system.	Panchukudi	100 Miter	@5.00	5.00	97	47	50	MP	CCD
40	2017-18			Construction of village CC road with Drain system.	Sikapadara	100 Miter	@5.00	5.00	25	11	14	MP	Article 275(I)
41	2017-18			Construction of village CC road with Drain system.	Paramali	100Miter	@5.00	5.00	86	43	43	MP	Article 275(I)
42	2017-18			Construction of village CC road with Drain system.	Tebapada	100 Miter	@5.00	5.00	81	27	54	MP	Article 275(I)

SI No	Years	Sectors	Sub-sectors	Annual Works Proposed (along with rates)	Name of Village / Hamlet where the proposed works is to be undertaken	Quantity (Where applicable eg. Housing roads etc.)	Unit Cost	Financial Target (Rs. In lakhs)	No. of PVTG Beneficiaries (Male & Female Separately where feasible)			Implementing Agency (State Govt./ UT Admb./ NGO)	Funding Agency
									Total	Male	Female		
I	II	III	IV	V	VI	VII	VIII	IX	X	XI	XII	XIII	XIV
43	2017-18			Construction of village CC road with Drain system.	Kadrakabandeli	100 Miter	@5.0	5.00	187	75	112	MP	CCD
44	2017-18			Construction of village CC road with Drain system.	Talamusudi	100 Miter	@5.00	5.00	39	13	26	MP	CCD
45	2017-18			Construction of village CC road with Drain system.	Uppar musudi	100 Miter	@5.00	5.00	72	32	40	MP	CCD
46	2017-18			Construction of road from Railima to water fall with CD work	Railima	1 Km	@25.00	25.00	195	70	125	RD	RD Dept.
47	2017-18			Construction of road from Railima to Tala Railima	Railima	1 Km	@5.00	5.00	195	70	125	RD	RD Dept.
48	2017-18			Construction of road from Karadapadar to Talamusudi with Ghatacutting and CD work	Talamusudi	2 Km	@30.00	60.00	39	13	26	RD	RD Dept.
49	2017-18			Construction of road from Tamksil to Parmali with CC road	Parmali	1 Km	@20.00	20.00	86	43	43	RD	RD Dept.
50	2017-18			Construction of road from Parmali to Tebapada with CD work	Tebapada	1 Km	@20.00	20.00	81	27	54	RD	RD Dept.
51	2017-18			Construction of road from Tebapada to Kadrak Bondeli with 5 CD work	Kadrakbondeli	2 Km	@47	95.00	187	75	112	RD	RD Dept.
52	2017-18			Construction of road from Tebapada to Panchakudi with CD work	Panchakudi	2 Km	@0.25	50.00	97	47	50	RD	RD Dept.
53	2017-18			Construction of road from Sikapadar to Bariapada with CD work & Ghatacutting	Sikapadara	2 Km	@0.20	40.00	25	11	14	RD	RD Dept.

SI No	Years	Sectors	Sub-sectors	Annual Works Proposed (along with rates)	Name of Village / Hamlet where the proposed works is to be undertaken	Quantity (Where applicable eg. Housing roads etc.)	Unit Cost	Financial Target (Rs. In lakhs)	No. of PVTG Beneficiaries (Male & Female Separately where feasible)			Implementing Agency (State Govt./ UT Admb./ NGO)	Funding Agency
									Total	Male	Female		
I	II	III	IV	V	VI	VII	VIII	IX	X	XI	XII	XIII	XIV
54	2017-18			Const.of Protection wall	Uppermusudi, Talamusudi, Railima, Sikapadar, Panchakudi, Tebapada, Kadara bondeli	800mtr	@5.00	40.00	418	126	292	RD	RD Dept.
55	2017-18			Improvement of Community Bathing Ghat & Steps in near by river & Bath Complex	Uppermusudi, Talamusudi, Railima, Sikapadar, Panchakudi, Tebapada, Kadara bondeli	20 Nos	@0.50	10.00	418	126	292	RD	RD Dept.
56	2017-18			Sub-Total				400.00					
57	2017-18	Infrastructure	Electrification	Supply of Solar Street Light with maintenance	Panchukudi	2 Nos	@0.50	1.00	97	47	50	OREDA / MP	CCD
58	2017-18			Supply of Solar Street Light with maintenance	Sikapadara	1 No	@0.50	0.50	25	11	14	OREDA / MP	CCD
59	2017-18			Supply of Solar Street Light with maintenance	Tevapada	2 Nos	@0.50	1.00	81	27	54	OREDA / MP	CCD
60	2017-18			Supply of Solar Street Light with maintenance	Paramali	1 No	@0.50	0.50	86	43	43	OREDA / MP	CCD
61	2017-18			Supply of Solar Street Light with maintenance	Kadrakabandeli	2 Nos	@0.50	1.00	187	75	112	OREDA / MP	CCD

SI No	Years	Sectors	Sub-sectors	Annual Works Proposed (along with rates)	Name of Village / Hamlet where the proposed works is to be undertaken	Quantity (Where applicable eg. Housing roads etc.)	Unit Cost	Financial Target (Rs. In lakhs)	No. of PVTG Beneficiaries (Male & Female Separately where feasible)			Implementing Agency (State Govt./ UT Admb./ NGO)	Funding Agency
									Total	Male	Female		
I	II	III	IV	V	VI	VII	VIII	IX	X	XI	XII	XIII	XIV
62	2017-18			Supply of Solar Street Light with maintenance	Railima	3 Nos	@0.50	1.50	195	70	125	OREDA / MP	CCD
63	2017-18			Supply of Solar Street Light with maintenance	Talamusudi	1 No	@0.50	0.50	39	13	26	OREDA / MP	CCD
64	2017-18			Supply of Solar Street Light with maintenance	Uparmusudi	1 No	@0.50	0.50	72	32	40	OREDA / MP	CCD
65	2017-18			Electrification of village Tamaksil	Tamaksil	1 No	@10.00	10.00	72	33	39	South Co.	Energy Deptt.
66	2017-18			Electrification of village Paramali	Paramali	1 No	@10.00	10.00	86	43	43	South Co.	Energy Deptt.
67	2017-18			Electrification of village Tevapada	Tevapada	1 No	@10.00	10.00	87	27	54	South Co.	Energy Deptt.
68	2017-18			Electrification of village Panchakudi	Panchukudi	1 No	@10.00	10.00	97	47	50	South Co.	Energy Deptt.
69	2017-18			Electrification of village Kadrakabandeli	Kadrakabandeli	1 No	@10.00	10.00	187	75	112	South Co.	Energy Deptt.
70	2017-18			Sub-Total				56.50					
71	2017-18			Total				472.10					
72	2017-18	Sustainable Livelihood Project	Irrigation	Construction of Diversion Wire with canal system at Panchukudi Nala	Panchukudi	1 No/ 50 mtr	@5.00	5.00	29	29		M.P	CCD
73	2017-18			Construction of Diversion Wire with canal system at Railima Nala	Railima	1 No/ 50 mtr	@5.00	5.00	5	5		M.P	CCD
74	2017-18			Construction of Diversion Wire with canal system at Talamusudi at Nala	Talamusudi	1 No/20 mtr	@3.00	3.00	7	7		M.P	CCD
75	2017-18			Construction of Diversion Wire with Canal at Kadrakabandeli Nala	Kadrakabandeli	1 Nos	@10.00	10.00	10	10		M.P	WR Dept.
76	2017-18			Sub-Total				23.00					
77	2017-18		Land Development	Land Development	Panchukudi	10.00 Ac	@0.20	2.00	10	10		P.R.	PR DEPTT.

SI No	Years	Sectors	Sub-sectors	Annual Works Proposed (along with rates)	Name of Village / Hamlet where the proposed works is to be undertaken	Quantity (Where applicable eg. Housing roads etc.)	Unit Cost	Financial Target (Rs. In lakhs)	No. of PVTG Beneficiaries (Male & Female Separately where feasible)			Implementing Agency (State Govt./ UT Admb./ NGO)	Funding Agency
									Total	Male	Female		
I	II	III	IV	V	VI	VII	VIII	IX	X	XI	XII	XIII	XIV
78	2017-18			Land Development	Sikapadara	6.00 Ac	@0.20	1.20	6	6		P.R.	PR DEPTT.
79	2017-18			Land Development	Paramali	10 Ac	@0.20	2.00	10	10		P.R.	PR DEPTT.
80	2017-18			Land Development	Tebapada	10 Ac	@0.20	2.00	10	10		P.R.	PR DEPTT.
81	2017-18			Land Development	Kadrakabandeli	5 Ac	@0.20	1.00	5	5		P.R.	PR DEPTT.
82	2017-18			Land Development	Railima	10 Ac	@0.20	2.00	10	10		P.R.	PR DEPTT.
83	2017-18			Land Development	Talamusudi	5 Ac	@0.20	1.00	5	5		P.R.	PR DEPTT.
84	2017-18			Sub-Total				11.20					
85	2017-18		Horticulture	Mango Plantation with 3 yrs Maintenance	Panchukudi	14 Ac	@0.39	5.54	27	22	5	HORTICULTURE /DDH	HORTICULTURE
86	2017-18			Mango Plantation with 3 yrs Maintenance	Sikapadara	4 Ac	@0.39	1.58	8	6	2	HORTICULTURE /DDH	HORTICULTURE
87	2017-18			Mango Plantation with 3 yrs Maintenance	Paramali	9 Ac	@0.39	3.56	19	15	4	HORTICULTURE /DDH	HORTICULTURE
88	2017-18			Mango Plantation with 3 yrs Maintenance	Tebapada	4 Ac	@0.39	1.58	26	20	6	HORTICULTURE /DDH	HORTICULTURE
89	2017-18			Mango Plantation with 3 yrs Maintenance	Kadrakabandeli	11.25 Ac	@0.39	4.25	49	44	5	HORTICULTURE /DDH	HORTICULTURE
90	2017-18			Mango Plantation with 3 yrs Maintenance	Railima	11.25 Ac	@0.39	4.45	55	50	5	HORTICULTURE /DDH	HORTICULTURE

SI No	Years	Sectors	Sub-sectors	Annual Works Proposed (along with rates)	Name of Village / Hamlet where the proposed works is to be undertaken	Quantity (Where applicable eg. Housing roads etc.)	Unit Cost	Financial Target (Rs. In lakhs)	No. of PVTG Beneficiaries (Male & Female Separately where feasible)			Implementing Agency (State Govt./ UT Admb./ NGO)	Funding Agency
									Total	Male	Female		
I	II	III	IV	V	VI	VII	VIII	IX	X	XI	XII	XIII	XIV
91	2017-18			Mango Plantation with 3 yrs Maintenance	Talamusudi	1.75 Ac	@0.39	0.69	10	8	2	HORTICU LURE /DDH	HORTICU LURE
92	2017-18			Mango Plantation with 3 yrs Maintenance	Uparmusudi	2 Ac	@0.39	0.79	18	15	3	HORTICU LURE /DDH	HORTICU LURE
93	2017-18			Orange/Lemon Plantation	Panchukudi	14	@0.34	4.78	27	22	5	HORTICU LURE /DDH	HORTICU LURE
94	2017-18			Orange/Lemon Plantation	Sikapadara	3 Ac	@0.34	1.02	8	6	2	HORTICU LURE /DDH	HORTICU LURE
95	2017-18			Orange/Lemon Plantation	Tebapada	9	@0.34	3.07	26	21	5	HORTICU LURE /DDH	HORTICU LURE
96	2017-18			Orange/Lemon Plantation	Kadrakabandeli	15	@0.34	5.11	49	44	5	HORTICU LURE /DDH	HORTICU LURE
97	2017-18			Orange/Lemon Plantation	Uparmusudi	6	@0.34	2.04	18	12	6	HORTICU LURE /DDH	HORTICU LURE
98	2017-18			Pineapple plantation with Stone Bonding	Panchukudi	5.00 Ac	@0.35	1.75	27	22	5	M.P	CCD
99	2017-18			Pineapple plantation with Stone Bonding	Kadrakabandeli	8.00 Ac	@0.35	2.80	49	44	5	M.P	CCD
100	2017-18			Banana Plantation	Panchukudi	3 Ac	@0.79	2.37	27	22	5	DDH	HORTICU LURE
101	2017-18			Banana Plantation	Sikapadara	2 Ac	@0.79	1.58	8	6	2	DDH	HORTICU LURE
102	2017-18			Banana Plantation	Tebapada	5 Ac	@0.79	3.95	26	22	4	DDH	HORTICU LURE

SI No	Years	Sectors	Sub-sectors	Annual Works Proposed (along with rates)	Name of Village / Hamlet where the proposed works is to be undertaken	Quantity (Where applicable eg. Housing roads etc.)	Unit Cost	Financial Target (Rs. In lakhs)	No. of PVTG Beneficiaries (Male & Female Separately where feasible)			Implementing Agency (State Govt./ UT Admb./ NGO)	Funding Agency
									Total	Male	Female		
I	II	III	IV	V	VI	VII	VIII	IX	X	XI	XII	XIII	XIV
103	2017-18			Banana Plantation	Kadrakabandeli	5 Ac	@0.79	3.95	49	44	5	DDH	HORTICULURE
104	2017-18			Banana Plantation	Uparmusudi	5 Ac	@0.79	3.95	18	12	6	DDH	HORTICULURE
105	2017-18			Development of Horticulture Nursery at Parsali with const.of drain system	40 villages	1 Nos	@3.00	3.00	2831	1197	1634	MP	CCD
106	2017-18			Turmeric Cultivation	Panchukudi	7.25 Ac	@0.33	2.37	27	22	5	MP	CCD
107	2017-18			Turmeric Cultivation	Sikapadara	1.50 Ac	@0.33	0.49	8	6	2	MP	CCD
108	2017-18			Turmeric Cultivation	Paramali	4.50 Ac	@0.33	1.47	19	14	5	MP	CCD
109	2017-18			Turmeric Cultivation	Tebapada	4.50 Ac	@0.33	1.47	26	22	4	MP	CCD
110	2017-18			Turmeric Cultivation	Kadrakabandeli	11.25 Ac	@0.33	3.69	49	44	5	MP	CCD
111	2017-18			Turmeric Cultivation	Railima	11.25 Ac	@0.33	3.69	55	50	5	MP	CCD
112	2017-18			Turmeric Cultivation	Talamusudi	1.75 Ac	@0.33	0.57	10	8	2	MP	CCD
113	2017-18			Turmeric Cultivation	Uparmusudi	3.75 Ac	@0.33	1.23	18	12	6	MP	CCD
114	2017-18			Zinger Cultivation	Panchukudi	7.25 Ac	@0.34	2.46	27	22	5	MP	CCD
115	2017-18			Zinger Cultivation	Sikapadara	1.50 Ac	@0.34	0.51	8	6	2	MP	CCD
116	2017-18			Zinger Cultivation	Paramali	4.50 Ac	@0.34	1.53	19	15	4	MP	CCD
117	2017-18			Zinger Cultivation	Tebapada	4.50 Ac	@0.34	1.53	26	22	4	MP	CCD

SI No	Years	Sectors	Sub-sectors	Annual Works Proposed (along with rates)	Name of Village / Hamlet where the proposed works is to be undertaken	Quantity (Where applicable eg. Housing roads etc.)	Unit Cost	Financial Target (Rs. In lakhs)	No. of PVTG Beneficiaries (Male & Female Separately where feasible)			Implementing Agency (State Govt./ UT Admb./ NGO)	Funding Agency
									Total	Male	Female		
I	II	III	IV	V	VI	VII	VIII	IX	X	XI	XII	XIII	XIV
118	2017-18			Zinger Cultivation	Kadrakabandeli	11.25 Ac	@0.34	3.82	49	44	5	MP	CCD
119	2017-18			Zinger Cultivation	Railima	11.25 Ac	@0.34	3.82	55	50	5	MP	CCD
120	2017-18			Zinger Cultivation	Talamusudi	1.75 Ac	@0.34	0.59	10	8	2	MP	CCD
121	2017-18			Zinger Cultivation	Uparmusudi	3.75 Ac	@0.34	1.27	18	15	3	MP	CCD
122	2017-18			Constraction of Varming pit permanet stracture of size 30x8x2.5	Rai,lima, Tamkosil	2 nos	@2.00	2.00	2	2		MP	CCD
123	2017-18			Sub-Total				94.32					
124	2017-18		Agriculture	Maize Demonstration	Panchukudi	2Ac	@0.02	0.04	2	2		AGRICULTURE	AGRICULTURE
125	2017-18			Maize Demonstration	Sikapadara	1 Ac	@0.02	0.02	1	1		AGRICULTURE	AGRICULTURE
126	2017-18			Maize Demonstration	Paramali	3 Ac	@0.02	0.06	3	3		AGRICULTURE	AGRICULTURE
127	2017-18			Maize Demonstration	Tebapada	3 Ac	@0.02	0.06	3	3		AGRICULTURE	AGRICULTURE
128	2017-18			Maize Demonstration	Railima	3 Ac	@0.02	0.06	3	3		AGRICULTURE	AGRICULTURE
129	2017-18			Maize Demonstration	Talamusudi	1 Ac	@0.02	0.02	1	1		AGRICULTURE	AGRICULTURE
130	2017-18			Maize Demonstration	Uparmusudi	1 Ac	@0.02	0.02	1	1		AGRICULTURE	AGRICULTURE
131	2017-18			Paddy Demonstration	Paramali	5 Ac	@0.03	0.15	5	5		AGRICULTURE	AGRICULTURE
132	2017-18			Paddy Demonstration	Tebapada	3 AC	@0.03	0.09	3	3		AGRICULTURE	AGRICULTURE
133	2017-18			Paddy Demonstration	Railima	5 AC	@0.03	0.15	5	5		AGRICULTURE	AGRICULTURE

SI No	Years	Sectors	Sub-sectors	Annual Works Proposed (along with rates)	Name of Village / Hamlet where the proposed works is to be undertaken	Quantity (Where applicable eg. Housing roads etc.)	Unit Cost	Financial Target (Rs. In lakhs)	No. of PVTG Beneficiaries (Male & Female Separately where feasible)			Implementing Agency (State Govt./ UT Admb./ NGO)	Funding Agency
									Total	Male	Female		
I	II	III	IV	V	VI	VII	VIII	IX	X	XI	XII	XIII	XIV
134	2017-18			Paddy Demonstration	Talamusudi	3 AC	@0.03	0.09	3	3		AGRICULT.	AGRICULTURE
135	2017-18			Supply of Agriculture Implement	Panchukudi	27 Nos	@0.05	1.45	27	27		M.P	CCD
136	2017-18			Supply of Agriculture Implement	Sikapadara	6 Nos	@0.05	0.30	6	6		M.P	CCD
137	2017-18			Supply of Agriculture Implement	Paramali	19 Nos	@0.05	1.14	19	19		M.P	CCD
138	2017-18			Supply of Agriculture Implement	Tebapada	26 Nos	@0.05	1.56	26	26		M.P	CCD
139	2017-18			Supply of Agriculture Implement	Railima	55 Nos	@0.05	3.30	55	50	5	M.P	CCD
140	2017-18			Supply of Agriculture Implement	Talamusudi	10 Nos	@0.05	0.60	7	7		M.P	CCD
141	2017-18			Supply of Agriculture Implement	Uparmusudi	18 Nos	@0.05	1.08	18	14	4	M.P	CCD
142	2017-18			Supply of Agriculture Implement	Kadrakabandeli	49 Nos	@0.05	2.94	49	44	5	M.P	CCD
143	2017-18			Improved ICDL Harhar Cultivation	5 villages	25 Acers	@0.02	0.50	25	25		DAO	AGRICULTURE
144	2017-18			Improved Raggi Cultivation	5 villages	20 Acers	@0.02	0.40	20	20		DAO	AGRICULTURE
145	2017-18			Intervention of scaling of Niger Cultivation intervention timely showing weed Management	7 village	30 Acers	@0.02	0.60	30	15	15	DAO	AGRICULTURE
146	2017-18			Sub-Total				14.63					
147	2017-18		Animal Husbandry	Organisation of Animal Health Camps and supply of live saving medicines	36 villages	4 Camp	@0.50	2.00				A & H	A & H
148	2017-18			Construction of Motherchick unit centre at Railima	Railima	1 Nos	@3.00	3.00	15		15	MP	CCD
149	2017-18			Supply of Plough Bullock	Sikapadara	2 Pair	@0.30	0.60	2	2		MP	CCD

SI No	Years	Sectors	Sub-sectors	Annual Works Proposed (along with rates)	Name of Village / Hamlet where the proposed works is to be undertaken	Quantity (Where applicable eg. Housing roads etc.)	Unit Cost	Financial Target (Rs. In lakhs)	No. of PVTG Beneficiaries (Male & Female Separately where feasible)			Implementing Agency (State Govt./ UT Admb./ NGO)	Funding Agency
									Total	Male	Female		
I	II	III	IV	V	VI	VII	VIII	IX	X	XI	XII	XIII	XIV
150	2017-18			Supply of Plough Bullock	Panchukudi	6 Pair	@0.30	1.80	6	6		MP	CCD
151	2017-18			Supply of Plough Bullock	Paramali	5 Pair	@0.30	1.50	5	5		MP	CCD
152	2017-18			Supply of Plough Bullock	Tebapada	3 Pair	@0.30	0.90	3	3		MP	CCD
153	2017-18			Supply of Plough Bullock	Tebapada	3 Pair	@0.30	0.90	3	3		MP	CCD
154	2017-18			Supply of Plough Bullock	Railima	5 Pair	@0.30	1.50	5	5		MP	CCD
155	2017-18			Supply of Plough Bullock	Talamusudi	3 Pair	@0.30	0.90	3	3		MP	CCD
156	2017-18			Sub-Total				13.10					
157	2017-18		Market Link	Extension of Advasi bazarshed	Parsali	1 Nos	@10.00	10.00	2831	1197	1634	MP	CCD
158	2017-18			Sub-Total				10.00					
159	2017-18		Social Security	Janasribhimayojana	All Village	727	@0.05	3.64	727			MP	CCD
160	2017-18			Sub-Total				3.64					
161	2017-18		Promotion of SHG	SHG (IGS) in Poultry	Panchukudi	1 group	@1.00	1.00	19		19	OLM / M.P	PR DEPTT.
162	2017-18			SHG (IGS) in MFP	Sikapadara	1 group	@1.00	1.00	10		10	OLM / M.P	PR DEPTT.
163	2017-18			SHG (Embroidery) & IGS	Kadrakabandeli	2 group	@2.00	2.00	20		20	OLM / M.P	PR DEPTT.

SI No	Years	Sectors	Sub-sectors	Annual Works Proposed (along with rates)	Name of Village / Hamlet where the proposed works is to be undertaken	Quantity (Where applicable eg. Housing roads etc.)	Unit Cost	Financial Target (Rs. In lakhs)	No. of PVTG Beneficiaries (Male & Female Separately where feasible)			Implementing Agency (State Govt./ UT Admb./ NGO)	Funding Agency
									Total	Male	Female		
I	II	III	IV	V	VI	VII	VIII	IX	X	XI	XII	XIII	XIV
164	2017-18			Exposure Visit of SHG Members to other area	Panchukudi, Tebapada, Paramali, Railima, Talamusudi, Uparmusudi	6	@0.25	1.50	48		48	OLM / M.P	PR DEPTT.
165	2017-18			Sub-Total				5.50					
166	2017-18			Total				175.39					
167	2017-18	Conservation of Culture		Maintenance & Management of Museum	Parsali	1 no	10.00 L.S	10.00	2831	1197	1634	MP	CCD
168	2017-18			Supply of costumes to Tribal dance troupes and musical instruments			2.00 L.S	2.00				MP	CCD
169	2017-18			Sponsoring of cultural troupes for participation at District / State / National level Programme like Dance Festival, Exhibition etc.			10.00 L.S.	10.00				MP	CCD
170	2017-18			Annual Tribal sports at Micro Project level to identify the sports			2.00 L.S	2.00				MP	Sports & Youth Service
171	2017-18			Exposure Visit to other Micro Project area			2.00 L.S	2.00				MP	CCD
172	2017-18			Development of folk literature (Supplementary and its publication)			2.00 L.S.	2.00				MP & ATLC	CCD
173	2017-18			Documentation of pretille culture electronic / print mode			5.00 L.S.	5.00				MP & SCSTRTI	CCD
174	2017-18			Audio Visual Programme			2.00 L.S	2.00				MP & SCSTRTI	CCD

SI No	Years	Sectors	Sub-sectors	Annual Works Proposed (along with rates)	Name of Village / Hamlet where the proposed works is to be undertaken	Quantity (Where applicable eg. Housing roads etc.)	Unit Cost	Financial Target (Rs. In lakhs)	No. of PVTG Beneficiaries (Male & Female Separately where feasible)			Implementing Agency (State Govt./ UT Admb./ NGO)	Funding Agency
									Total	Male	Female		
I	II	III	IV	V	VI	VII	VIII	IX	X	XI	XII	XIII	XIV
175	2017-18			Preservation & protection of sacred group (5 Villages in a cluster)			@2.00 per cluster	2.00				MP & SCSTRTI	CCD
176	2017-18			Repairing of Community Center	Panchukudi	1 Nos	@1.00	1.00	97	47	40	M.P	CCD
177	2017-18			Repairing of Community Center	Sikapadara	1 Nos	@1.00	1.00	25	11	14	M.P	CCD
178	2017-18			Repairing of Community Center	Paramali	1 Nos	@1.00	1.00	86	43	43	M.P	CCD
179	2017-18			Repairing of Community Center	Tebapada	1 Nos	@1.00	1.00	81	27	54	M.P	CCD
180	2017-18			Repairing of Community Center	Kadrakabandeli	1 Nos	@1.00	1.00	187	75	112	M.P	CCD
181	2017-18			Repairing of Community Center	Railima	1 Nos	@1.00	1.00	195	70	125	M.P	CCD
182	2017-18			Construction of Community center	Talamusudi	1 Nos	@3.00	3.00	39	13	26	M.P	CCD
183	2017-18			Construction of visitor rest shed at Railima Water fall & dance pandal	Railima	1 No	@7.00	7.00	195	70	125	M.P	CCD
184	2017-18			Construction of Craft Center	Parsali	1	@50.00	50.00				M.P	CCD
185	2017-18			Sub-Total				103.00					
186	2017-18	Capacity Building		Mason Training / Driving etc.	Panchukudi	3 Nos	@1.00	1.00	3			OLM / M.P	PR DEPTT.
187	2017-18			Training to Dongria Kandha youth on Bamboo Craft and Khali Stitching & Traditional Textile Kapadaganda	3 Villages	3 Nos	@1.00	3.00	30	30		OLM / M.P	PR DEPTT.
188	2017-18			Awereness Camp for diferent Activities	36 villages	1	@20.00	0.20				OLM / M.P	PR DEPTT.
189	2017-18			Sub-Total				4.20					

SI No	Years	Sectors	Sub-sectors	Annual Works Proposed (along with rates)	Name of Village / Hamlet where the proposed works is to be undertaken	Quantity (Where applicable eg. Housing roads etc.)	Unit Cost	Financial Target (Rs. In lakhs)	No. of PVTG Beneficiaries (Male & Female Separately where feasible)			Implementing Agency (State Govt./ UT Admb./ NGO)	Funding Agency
									Total	Male	Female		
I	II	III	IV	V	VI	VII	VIII	IX	X	XI	XII	XIII	XIV
190	2017-18	Project Management & Institutional Mechanism		Engagement of Anthropologist, JAO/JHO/JSCO & JE	36 Villages		@0.25	9.00				MP	OPELIP
191	2017-18			Remuneration of MPW of Gyana Mandira	Gumma,Ralima,Panchukudi,Kadrak abandili,Dangamati,Lakhapadara & Buduni	5 Nos	@0.05	3.00	170	82	88	M.P	OPELIP
192	2017-18			Differential Remuneration of MPWS	Gumma,Ralima,Panchukudi,Kadrak abandili,Dangamati,Lakhapadara & Buduni	5 Nos	@0.01	0.60	170	82	88	M.P	CCD
193	2017-18			Survey, Monitoring & Evaluation expenses				2.00					CCD
194	2017-18			Transportation cost of Microproject (ASCO/JE & Micro Project Staff)				3.80					CCD
195	2017-18			Office Management & Administrative Charges				5.00					CCD
196	2017-18			Sub-Total				23.40					
197	2017-18			Grand Total				1054.10					

SI No	Years	Sectors	Sub-sectors	Annual Works Proposed (along with rates)	Name of Village / Hamlet where the proposed works is to be undertaken	Quantity (Where applicable eg. Housing roads etc.)	Unit Cost	Financial Target (Rs. In lakhs)	No. of PVTG Beneficiaries (Male & Female Separately where feasible)			Implementing Agency (State Govt./ UT Admb./ NGO)	Funding Agency
									Total	Male	Female		
I	II	III	IV	V	VI	VII	VIII	IX	X	XI	XII	XIII	XIV

1	2018-19	Social Sectors	Education	Maintenance of Educational complex for Girls (Recurring) includes Mess charges, Boarding charges, Uniform, Coaching, Books, Stationaries, Health care, Annual sports, Incentives, Exposure visit	Kansur	250 Nos		54.00	250		250	M.P	MOTA
2	2018-19			Maintenance of Educational complex for Girls (Non Recurring) includes repairing, colouring, supply of furnitures utensils etc	Kansur	250 Nos		16.00	250		250	M.P	MOTA
3	2018-19			Remuneration of Teaching & Non Teaching Staff of Girls Educational complex	Kansur	21 Nos		8.52	250		250	M.P	MOTA
4	2018-19			Differential Remuneration of Teaching & Non Teaching Staff of Girls Educational complex	Kansur	21 Nos		7.57	250		250	M.P	CCD
5	2018-19			Maintenance of Educational complex for Boys (Recurring) includes Mess charges, Boarding charges, Uniform, Coaching, Books, Stationaries, Health care, Annual sports, Incentives, Exposure visit	Kansur	250 Nos		54.00	250	250		M.P	CCD
6	2018-19			Maintenance of Educational complex for Boys (Non Recurring) includes repairing, colouring, supply of furnitures utensils etc	Kansur	250 Nos		16.00	250	250		M.P	CCD
7	2018-19			Remuneration of Teaching & Non Teaching Staff of Boys Educational complex	Kansur	21 Nos		16.09	250	250		M.P	CCD

SI No	Years	Sectors	Sub-sectors	Annual Works Proposed (along with rates)	Name of Village / Hamlet where the proposed works is to be undertaken	Quantity (Where applicable eg. Housing roads etc.)	Unit Cost	Financial Target (Rs. In lakhs)	No. of PVTG Beneficiaries (Male & Female Separately where feasible)			Implementing Agency (State Govt./ UT Admb./ NGO)	Funding Agency
									Total	Male	Female		
I	II	III	IV	V	VI	VII	VIII	IX	X	XI	XII	XIII	XIV
8	2018-19			Supply of RWM & grant to the student of Gyana Mandir	Lakpadar, Gumma, Buduni, Panchkodi, and Railima	5 Nos	@0.10	0.50	72	33	39	MP	CCD
9	2018-19			Sub-Total				172.68					
10	2018-19	Social Sectors	Health & Nutrition	Hire & fuel charges of Ambulance	36 Villages	1	@0.30	3.60				H & FW / MP	H&FW
11	2018-19			Organization Health camp	36 Villages	12 camp	@0.20	2.40	2831			H & FW / MP	H&FW
12	2018-19			State Level Refresher of Key Officials Micro Project on General Health & Nutrition Programmes (2 days)		6	@0.03	0.18				SCSTRTI (UNICEF Supported)	UNICEF(H&FW)
13	2018-19			Project Level Refresher of officials & other Functionaries of Micro Project on General Health & Nutrition Programmes(2 days)		25	0.007	0.175				Micro Project (UNICEF Supported)	UNICEF(H&FW)
14	2018-19			Monthly review of Micro Projects by the Collector		12	0.005	0.06				Micro Project (UNICEF Supported)	UNICEF(H&FW)

SI No	Years	Sectors	Sub-sectors	Annual Works Proposed (along with rates)	Name of Village / Hamlet where the proposed works is to be undertaken	Quantity (Where applicable eg. Housing roads etc.)	Unit Cost	Financial Target (Rs. In lakhs)	No. of PVTG Beneficiaries (Male & Female Separately where feasible)			Implementing Agency (State Govt./ UT Admb./ NGO)	Funding Agency
									Total	Male	Female		
I	II	III	IV	V	VI	VII	VIII	IX	X	XI	XII	XIII	XIV
15	2018-19			Reprinting of Sickel Cell School Health Card		100	0.0005	0.05				Micro Project (UNICEF Supported)	UNICEF(H&FW)
16	2018-19			Yearly Sickel Cell Screening of all children (0-14Years)	36	200	0.001	0.20				MP	CCD
17	2018-19			Half Yearly Third Party Monitoring of Programme Indicators , Sharing of findings and action plan finalisation	36		LS	0.50				Micro Project (UNICEF Supported)	UNICEF(H&FW)
18	2018-19	Social Sectors	Health & Nutrition	Project level training on Innovative communication IPC tools for Improving Infant & Young child Feeding Practices (Orientation of Front Line Workers on Counselling techniques and child Feeding Practices).-2 days		30	0.007	0.21				Micro Project (UNICEF Supported)	UNICEF(H&FW)
19	2018-19			Sub-Total				7.38					
20	2018-19	Social Sectors	Drinking Water & Sanitation	Supply of water from tube well with solar motor	Kansur	1 Nos	@6.00	6.00	84	28	56	RWSS	WR Dept.
21	2018-19			Supply of water from tube well with solar motor	Bhaleri	1 Nos	@6.00	6.00	11	56		RWSS	WR Dept.
22	2018-19			Repair of spring based pipe water supply	Tuta	1 Nos	@1.00	1.00	93	38	55	RWSS	WR Dept.
23	2018-19			Repair of spring based pipe water supply	Parsali	1 Nos	@1.00	1.00	70	32	39	RWSS	WR Dept.

SI No	Years	Sectors	Sub-sectors	Annual Works Proposed (along with rates)	Name of Village / Hamlet where the proposed works is to be undertaken	Quantity (Where applicable eg. Housing roads etc.)	Unit Cost	Financial Target (Rs. In lakhs)	No. of PVTG Beneficiaries (Male & Female Separately where feasible)			Implementing Agency (State Govt./ UT Admb./ NGO)	Funding Agency
									Total	Male	Female		
I	II	III	IV	V	VI	VII	VIII	IX	X	XI	XII	XIII	XIV
24	2018-19			Repair and Extenson of pipe water to Pakeri	Pakeri	1 Nos	@1.00	1.00	278	106	172	RWSS	WR Dept.
25	2018-19			Sub-Total				15.00					
26	2018-19			Total				195.06					
27	2018-19	Social Sectors	Housing	Construction of IAY House	Tuta	6 Nos	@1.04	6.24	6	6		PR	PR Dept.
28	2018-19			Construction of IAY House	Pakeri	7 Nos	@1.04	7.28	7	7		PR	PR Dept.
29	2018-19			Sub-Total				13.52					
30	2018-19	Social Sectors	Connectivity	Road from Parsali to S.Dengeneli with CD work with ghat cutting	Parsali	2 Km	@20.00	40.00	121	65	56	RD	RD Dept.
31	2018-19			Road from Parsali to Tuta with CD work	Tuta	3 Km	@20.00	60.00	93	38	55	RD	RD Dept.
32	2018-19			Road from Patalamba to Tolua with CD work and Ghatcutting	Tolua	3 Km	@20.00	60.00	12	5	7	RD	RD Dept.
33	2018-19			Road from S.Dengeneli to Pakeri via Nirgundi with CD work	S.Dengeneli to Pakeri via Nirgundi	4 Km earth work 21 CD work, Metal & Blacktape	@0.20	80.00	278	106	172	RD	RD Dept.
34	2018-19			Construction of village CC road with drain	Talua	100mtr	@5.00	5.00	12	5	7	MP	CCD
35	2018-19			Construction of village CC road with drain	Tuta	100 Mt	@5.00	3.00	93	38	55	MP	CCD
36	2018-19			Construction of CC road	Pakeri	300 mt	@5.00	15.00	278	106	172	RD	RD Dept.
37	2018-19			Construction of Village CC Road	Kaltipadara	200 Mt	@5.00	10.00	15	6	9	RD	RD Dept.

Sl No	Years	Sectors	Sub-sectors	Annual Works Proposed (along with rates)	Name of Village / Hamlet where the proposed works is to be undertaken	Quantity (Where applicable eg. Housing roads etc.)	Unit Cost	Financial Target (Rs. In lakhs)	No. of PVTG Beneficiaries (Male & Female Separately where feasible)			Implementing Agency (State Govt./ UT Admb./ NGO)	Funding Agency
									Total	Male	Female		
I	II	III	IV	V	VI	VII	VIII	IX	X	XI	XII	XIII	XIV
38	2018-19			Const.of Protection wall	Kansur,Parsali, Bhaleri, Tuta, Pakeri, Kaltipadar	6 Nos	@0.10	60.00	84	28	56	RD	RD Dept.
39	2018-19			Link road from Bhaleri to Tuta with ghat cutting	Bhaleri	1 Km	@20.00	20.00	11	5	6	RD	RD Dept.
40	2018-19			Sub-Total				353.00					
41	2018-19	Infrastructure	Electrification	Internal wiring of Dangaria House	Patalomba	18 Nos	@0.10	1.80	18	15	3	South Co	Energy Deptt.
42	2018-19			Internal electrification of Dangaria house	Kansur	18 Nos	@10.00	1.80	18	14	4	South Co	Energy Deptt.
43	2018-19			Internal electrification of Dangaria house	Parsali	17 Nos	@10.00	1.70	17	12	5	South Co	Energy Deptt.
44	2018-19			Supply of Solar light with maintenance	Talua	1 Nos	@0.50	0.50	4	3	1	OREDA / MP	CCD
45	2018-19			Solar Street light	Bhaleri	1 Nos	@0.50	0.50	8	4	4	MP/ OREDA	CCD
46	2018-19			Supply of Solar Street light with maintenance	Tuta	1 Nos	@0.50	0.50	17	12	5	MP/ OREDA	CCD
47	2018-19			Supply of Solar street light with maintenance	Pakeri	4 Nos	@0.50	1.50	64	50	14	MP/ OREDA	CCD
48	2018-19			Supply of Solar street Light with mantiance	Kaltipadara	1 No	@0.50	0.50	3	2	1	MP/ OREDA	CCD
49	2018-19			Sub-Total				8.80					
50	2018-19			Total				375.32					
51	2018-19	Sustainable Livelihood Project	Irrigation	Repair of canal at Kansur	Kansur	400 mtrs	@1.25	5.00	14	9	5	MP	CCD

SI No	Years	Sectors	Sub-sectors	Annual Works Proposed (along with rates)	Name of Village / Hamlet where the proposed works is to be undertaken	Quantity (Where applicable eg. Housing roads etc.)	Unit Cost	Financial Target (Rs. In lakhs)	No. of PVTG Beneficiaries (Male & Female Separately where feasible)			Implementing Agency (State Govt./ UT Admb./ NGO)	Funding Agency
									Total	Male	Female		
I	II	III	IV	V	VI	VII	VIII	IX	X	XI	XII	XIII	XIV
52	2018-19			Repair of D/W at Tuta and construction of cancal system	Tuta	1 No	@5.00	5.00	17	12	5	MP	CCD
53	2018-19			Repair of D/W at Parsali and construction of cancal system	Parsali	1 No	@5.00	5.00	13	8	5	MP	CCD
54	2018-19			Construction of D/W with cancal (200 mtr)	Pakeri	1 No	@5.00	5.00	15	10	5	MP	CCD
55	2018-19			Construction of D/W at Parsali Nursery	Parsali	1 No	@6.00	6.00	15	10	5	MP	CCD
56	2018-19			Sub-Total				26.00					
57	2018-19		Land Development	Land Development	Patalomba	15 Ac	@0.20	3.00	15	15		PR	PR Dept.
58	2018-19			Land Development	Talua	4.00 Ac	@0.20	0.80	4	4		PR	PR Dept.
59	2018-19			Land Development	Kansur	10 Ac	@0.20	2.00	10	10		PR	PR Dept.
60	2018-19			Land Development	Bhaleri	2 Ac	@0.20	0.40	2	2		PR	PR Dept.
61	2018-19			Land development in 7.00 Ac	Tuta	7 Ac	@0.20	1.40	7	7		PR	PR Dept.
62	2018-19			Land developmet	Parsali	10.00 Ac	@0.20	2.00	10	10		PR	PR Dept.
63	2018-19			Land developmet	Pakeri	10.00 Ac	@0.20	2.00	10	10		PR	PR Dept.
64	2018-19			Sub-Total				11.60					
65	2018-19		Horticulture	Mango Plantation with 3 years Maintenance	Patalomba	9.00	@0.39	3.56	18	15	3	DDH	HORT. DEPTT.
66	2018-19			Mango Plantation with 3 years Maintenance	Talua	2.50	@0.39	0.99	5	4	1	DDH	HORT. DEPTT.
67	2018-19			Mango Plantation with 3 years Maintenance	Kansur	9.00	@0.39	3.56	18	15	3	DDH	HORT. DEPTT.
68	2018-19			Mango Plantation with 3 years Maintenance	Bhaleri	2.00	@0.39	0.79	4	3	1	DDH	HORT. DEPTT.

SI No	Years	Sectors	Sub-sectors	Annual Works Proposed (along with rates)	Name of Village / Hamlet where the proposed works is to be undertaken	Quantity (Where applicable eg. Housing roads etc.)	Unit Cost	Financial Target (Rs. In lakhs)	No. of PVTG Beneficiaries (Male & Female Separately where feasible)			Implementing Agency (State Govt./ UT Admb./ NGO)	Funding Agency
									Total	Male	Female		
I	II	III	IV	V	VI	VII	VIII	IX	X	XI	XII	XIII	XIV
69	2018-19			Mango Plantation with 3 years Maintenance	Tuta	11.5	@0.39	4.55	23	17	6	DDH	HORT. DEPTT.
70	2018-19			Mango Plantation with 3 years Maintenance	Parsali	8.50	@0.39	3.36	17	12	5	DDH	HORT. DEPTT.
71	2018-19			Mango Plantation with 3 years Maintenance	Pakeri	32.00	@0.39	12.65	64	50	14	DDH	HORT. DEPTT.
72	2018-19			Mango Plantation with 3 years Maintenance	Kaltipadara	1.50	@0.39	0.59	3	3	1	DDH	HORT. DEPTT.
73	2018-19			Mango Plantation with 3 years Maintenance	Tentulipadara	4.5	@0.39	1.78	9	7	2	DDH	HORT. DEPTT.
74	2018-19			Mango Plantation with 3 years Maintenance	Buduni	10.00	@0.39	3.96	20	15	5	DDH	HORT. DEPTT.
75	2018-19			Mango Plantation with 3 years Maintenance	Tadamui	3.00 Ac	@0.39	1.19	6	5	1	DDH	HORT. DEPTT.
76	2018-19			Mango Plantation with 3 years Maintenance	Chatikona	8.00 Ac	@0.39	3.16	16	12	4	DDH	HORT. DEPTT.
77	2018-19			Mango Plantation with 3 years Maintenance	Bemberi	4.50	@0.39	1.78	9	7	2	DDH	HORT. DEPTT.
78	2018-19			Mango Plantation with 3 years Maintenance	Kurusumui	8.5	@0.39	3.36	17	12	5	DDH	HORT. DEPTT.
79	2018-19			Mango Plantation with 3 years Maintenance	Bangapadi	7.5	@0.39	2.97	15	10	5	DDH	HORT. DEPTT.
80	2018-19			Mango Plantation with 3 years Maintenance	Tamaksila	9.5	@0.39	3.76	19	15	4	DDH	HORT. DEPTT.
81	2018-19			Orange/Lemon Plantation	Patalomba	9.00	@0.34	3.07	18	13	5	DDH	HORT. DEPTT.
82	2018-19			Orange/Lemon Plantation	Kansur	9.00	@0.34	3.07	18	13	5	DDH	HORT. DEPTT.
83	2018-19			Orange/Lemon Plantation	Bhaleri	2.00	@0.34	0.68	4	3	1	DDH	HORT. DEPTT.

SI No	Years	Sectors	Sub-sectors	Annual Works Proposed (along with rates)	Name of Village / Hamlet where the proposed works is to be undertaken	Quantity (Where applicable eg. Housing roads etc.)	Unit Cost	Financial Target (Rs. In lakhs)	No. of PVTG Beneficiaries (Male & Female Separately where feasible)			Implementing Agency (State Govt./ UT Admb./ NGO)	Funding Agency
									Total	Male	Female		
I	II	III	IV	V	VI	VII	VIII	IX	X	XI	XII	XIII	XIV
84	2018-19			Orange/Lemon Plantation	Tuta	11.50	@0.34	3.92	23	18	5	DDH	HORT. DEPTT.
85	2018-19			Orange/Lemon Plantation	Parsali	8.50	@0.34	2.90	17	12	5	DDH	HORT. DEPTT.
86	2018-19			Orange/Lemon Plantation	Pakeri	32.00	@0.34	6.33	64	50	14	DDH	HORT. DEPTT.
87	2018-19			Orange/Lemon Plantation	Tentulipadara	4.5	@0.34	1.54	9	7	2	DDH	HORT. DEPTT.
88	2018-19			Orange/Lemon Plantation	Buduni	10.00	@0.34	3.11	20	15	5	DDH	HORT. DEPTT.
89	2018-19			Orange/Lemon Plantation	Tadamui	2.00	@0.34	0.68	6	4	2	DDH	HORT. DEPTT.
90	2018-19			Orange/Lemon Plantation	Kurusumui	7.00	@0.34	2.39	17	12	5	DDH	HORT. DEPTT.
91	2018-19			Orange/Lemon Plantation	Bangapadi	7.5	@0.34	2.56	15	10	5	DDH	HORT. DEPTT.
92	2018-19			Orange/Lemon Plantation	Tamaksila	7.00	@0.34	2.39	19	15	4	DDH	HORT. DEPTT.
93	2018-19			Orange/Lemon Plantation	Kaltipadara	1.5	@0.34	0.51	3	2	1	DDH	HORT. DEPTT.
94	2018-19			Cashew Plantation	Talua	2.50	@0.09	0.24	5	4	1	M.P	CCD
95	2018-19			Cashew Plantation	Kansur	9.00	@0.09	0.87	18	13	5	M.P	CCD
96	2018-19			Cashew Plantation	Tuta	11.5	@0.09	1.11	23	18	5	M.P	CCD
97	2018-19			Cashew Plantation	Parsali	8.50	@0.09	0.83	17	12	5	M.P	CCD
98	2018-19			Banana Plantation	Tuta	3.00 Ac	@0.79	2.37	23	18	5	DDH	HORT. DEPTT.
99	2018-19			Banana Plantation	Pakeri	15.00	@0.79	5.25	64	50	14	DDH	HORT. DEPTT.
100	2018-19			Banana Plantation	Kaltipadara	1 Ac	@0.79	0.79	3	2	1	DDH	HORT. DEPTT.

SI No	Years	Sectors	Sub-sectors	Annual Works Proposed (along with rates)	Name of Village / Hamlet where the proposed works is to be undertaken	Quantity (Where applicable eg. Housing roads etc.)	Unit Cost	Financial Target (Rs. In lakhs)	No. of PVTG Beneficiaries (Male & Female Separately where feasible)			Implementing Agency (State Govt./ UT Admb./ NGO)	Funding Agency
									Total	Male	Female		
I	II	III	IV	V	VI	VII	VIII	IX	X	XI	XII	XIII	XIV
101	2018-19			Banana Plantation	Bangapadi	3 Ac	@0.79	2.37	15	10	5	DDH	HORT. DEPTT.
102	2018-19			Banana cultivation	Railima, Sana Dengeneli	2.5	@0.65	0.65	5	5		DDH	HORT. DEPTT.
103	2018-19			Pineapple plantation with stone bonding	Pakeri	20.00	@0.35	60.00	64	50	14	DDH	HORT. DEPTT.
104	2018-19			Pineapple with stone bonding	Bangapadi	5.00 Ac	@0.35	1.50	15	10	5	DDH	HORT. DEPTT.
105	2018-19			Pineapple with stone bonding	Tentulipadar	5.00 Ac	@0.35	1.50	9	7	2	DDH	HORT. DEPTT.
106	2018-19			Pineapple cultivation	Kadrabondili, Pakeri	2.5	@0.88	0.88	5	5		DDH	HORT. DEPTT.
107	2018-19			Development of Horticulture Nursery	36 Villages	1 Nos	@1.50	1.50	2831	1197	1634	M.P	CCD
108	2018-19			Zinger Cultivation	Patalomba	4.50 Ac	@0.34	1.53	18	13	5	MP	CCD
109	2018-19			Zinger Cultivation	Talua	1.25	@0.34	0.43	5	4	1	MP	CCD
110	2018-19			Zinger Cultivation	Kansur	4.50	@0.34	1.53	18	13	5	MP	CCD
111	2018-19			Zinger Cultivation	Bhaleri	1.00	@0.34	0.34	4	3	1	MP	CCD
112	2018-19			Zinger Cultivation	Tuta	5.75	@0.34	1.96	23	18	5	MP	CCD
113	2018-19			Zinger Cultivation	Parsali	4.25	@0.34	1.45	17	12	5	MP	CCD
114	2018-19			Zinger Cultivation	Pakeri	16.00	@0.34	5.44	64	50	14	MP	CCD
115	2018-19			Zinger Cultivation	Kaltipadara	0.75	@0.34	0.26	3	2	1	MP	CCD
116	2018-19			Zinger Cultivation	Tentulipadar	2.25	@0.34	0.77	9	7	2	MP	CCD
117	2018-19			Zinger Cultivation	Tadamui	1.5	@0.34	0.51	6	4	2	MP	CCD
118	2018-19			Zinger Cultivation	Chatikona	4	@0.34	1.36	16	12	4	MP	CCD
119	2018-19			Zinger Cultivation	Bemberi	2.25	@0.34	0.77	9	7	2	MP	CCD
120	2018-19			Zinger Cultivation	Kurusumui	4.25	@0.34	1.45	17	12	5	MP	CCD

SI No	Years	Sectors	Sub-sectors	Annual Works Proposed (along with rates)	Name of Village / Hamlet where the proposed works is to be undertaken	Quantity (Where applicable eg. Housing roads etc.)	Unit Cost	Financial Target (Rs. In lakhs)	No. of PVTG Beneficiaries (Male & Female Separately where feasible)			Implementing Agency (State Govt./ UT Admb./ NGO)	Funding Agency
									Total	Male	Female		
I	II	III	IV	V	VI	VII	VIII	IX	X	XI	XII	XIII	XIV
121	2018-19			Zinger Cultivation	Bangapadi	3.75	@0.34	1.28	15	10	5	MP	CCD
122	2018-19			Zinger Cultivation	Tamaksila	4.75	@0.34	1.62	19	14	5	MP	CCD
123	2018-19			Turmeric Cultivation	Patalomba	4.50 Ac	@0.33	1.47	18	13	5	MP	CCD
124	2018-19			Turmeric Cultivation	Talua	1.25	@0.33	0.41	5	4	1	MP	CCD
125	2018-19			Turmeric Cultivation	Kansur	4.50	@0.33	1.48	18	13	5	MP	CCD
126	2018-19			Turmeric Cultivation	Bhaleri	1.00	@0.33	0.33	4	3	1	MP	CCD
127	2018-19			Turmeric Cultivation	Tuta	5.75	@0.33	1.88	23	18	5	MP	CCD
128	2018-19			Turmeric Cultivation	Parsali	4.25	@0.33	1.39	17	12	5	MP	CCD
129	2018-19			Turmeric Cultivation	Pakeri	16.00	@0.33	5.25	64	50	14	MP	CCD
130	2018-19			Turmeric Cultivation	Kaltipadara	0.75	@0.33	0.25	3	2	1	MP	CCD
131	2018-19			Turmeric Cultivation	Tentulipadara	2.25	@0.33	0.74	9	7	2	MP	CCD
132	2018-19			Turmeric Cultivation	Tadamui	1.5	@0.33	0.49	6	4	2	MP	CCD
133	2018-19			Turmeric Cultivation	Chatikona	4	@0.33	1.31	16	12	4	MP	CCD
134	2018-19			Turmeric Cultivation	Bemberi	2.25	@0.33	0.74	9	7	2	MP	CCD
135	2018-19			Turmeric Cultivation	Kurusumui	4.25	@0.33	1.39	17	12	5	MP	CCD
136	2018-19			Turmeric Cultivation	Bangapadi	3.75	@0.33	1.23	15	10	5	MP	CCD
137	2018-19			Turmeric Cultivation	Tamaksila	4.75	@0.33	1.56	19	14	5	MP	CCD
138	2018-19			Costruction of Varming pit permanet stracture of size 30x8x2.5	Chatikona, Buduni	2 nos	@1.00	2.00	2	2		DDH	HORT. DEPTT.
139	2018-19			Sub-Total				207.64					
140	2018-19		Agriculture	Paddy Demonstration	Pakeri	5.00 Ac	@0.03	0.15	5	5		DDA	AGRL. DEPTT.
141	2018-19			Paddy Demonstration	Buduni	5.00 Ac	@0.03	0.15	5	5		DDA	AGRL. DEPTT.
142	2018-19			Paddy Demonstration	Tamaksila	5.00 Ac	@0.03	0.15	5	5		DDA	AGRL. DEPTT.
143	2018-19			Maize Demonstration	Pakeri	5.00 Ac	@0.02	0.10	57	57		DDA	AGRL. DEPTT.

SI No	Years	Sectors	Sub-sectors	Annual Works Proposed (along with rates)	Name of Village / Hamlet where the proposed works is to be undertaken	Quantity (Where applicable eg. Housing roads etc.)	Unit Cost	Financial Target (Rs. In lakhs)	No. of PVTG Beneficiaries (Male & Female Separately where feasible)			Implementing Agency (State Govt./ UT Admb./ NGO)	Funding Agency
									Total	Male	Female		
I	II	III	IV	V	VI	VII	VIII	IX	X	XI	XII	XIII	XIV
144	2018-19			Maize Demonstration	Kaltipadara	2.00 AC	@0.02	0.04	3	3		DDA	AGRL. DEPTT.
145	2018-19			Maize Demonstration	Tentulipadar	1 Ac	@0.02	0.02	11	11		DDA	AGRL. DEPTT.
146	2018-19			Maize Demonstration	Buduni	2 Ac	@0.02	0.04	15	15		DDA	AGRL. DEPTT.
147	2018-19			Maize Demonstration	Tadamui	1 Ac	@0.02	0.02	5	5		DDA	AGRL. DEPTT.
148	2018-19			Maize Demonstration	Chatikana	1 Ac	@0.02	0.02	17	17		DDA	AGRL. DEPTT.
149	2018-19			Maize Demonstration	Bemberi	1 Ac	@0.02	0.02	10	10		DDA	AGRL. DEPTT.
150	2018-19			Maize Demonstration	Kurusumui	3 .00 Ac	@0.02	0.09	14	14		DDA	AGRL. DEPTT.
151	2018-19			Maize Demonstration	Tamaksila	3 .00 Ac	@0.02	0.09	15	15		DDA	AGRL. DEPTT.
152	2018-19			Improved ICDL Arhar Cultivation	5 villages	25 Acers	@0.02	0.50	25	25		DDA	AGRL. DEPTT.
153	2018-19			Improved Raggi Cultivation	5 villages	20 Acers	@0.02	0.40	20	20		DDA	AGRL. DEPTT.
154	2018-19			Intervention of scaling of Niger Cultivation intervention timely showing weed management	7 village	30 Acers	@0.02	0.60	30	30		DDA	AGRL. DEPTT.
155	2018-19			Sub-Total				2.39					
156	2018-19		Animal Husbandry	Poultry farm at Kansur (SHG)	Kansur	1 Nos	@1.00	1.00	12		12	OLM / MP	PR Dept.
157	2018-19			Supply of Plough Bullock	Patalomba	3 Pair	@0.30	0.90	3	3		MP	CCD
158	2018-19			Supply of Plough Bullock	Talua	2 Pair	@0.30	0.60	2	2		MP	CCD
159	2018-19			Supply of Plough Bullock	Kansur	5Pair	@0.30	1.50	5	5		MP	CCD

SI No	Years	Sectors	Sub-sectors	Annual Works Proposed (along with rates)	Name of Village / Hamlet where the proposed works is to be undertaken	Quantity (Where applicable eg. Housing roads etc.)	Unit Cost	Financial Target (Rs. In lakhs)	No. of PVTG Beneficiaries (Male & Female Separately where feasible)			Implementing Agency (State Govt./ UT Admb./ NGO)	Funding Agency
									Total	Male	Female		
I	II	III	IV	V	VI	VII	VIII	IX	X	XI	XII	XIII	XIV
160	2018-19			Supply of Plough Bullock	Bhaleri	2 Pair	@0.30	0.60	2	2		MP	CCD
161	2018-19			Supply of Plough Bullock	Tuta	5 Pair	@0.30	1.50	5	5		MP	CCD
162	2018-19			Supply of Plough Bullock	Parsali	5 Pair	@0.30	1.50	5	5		MP	CCD
163	2018-19			Supply of Plough Bullock	Pakeri	5 Pair	@0.30	1.50	5	5		MP	CCD
164	2018-19			Supply of Plough Bullock	Tentulipadar	4 Pair	@0.30	1.20	4	4		MP	CCD
165	2018-19			Supply of Plough Bullock	Buduni	5 Pair	@0.30	1.50	5	5		MP	CCD
166	2018-19			Supply of Plough Bullock	Tadamui	2 Pair	@0.30	0.60	2	2		MP	CCD
167	2018-19			Supply of Plough Bullock	Chatikona	5 Pair	@0.30	1.50	5	5		MP	CCD
168	2018-19			Supply of Plough Bullock	Kurusumui	4 Pair	@0.30	1.20	4	4		MP	CCD
169	2018-19			Supply of Plough Bullock	Bangapadi	2 Pair	@0.30	0.60	2	2		MP	CCD
170	2018-19			Supply of Plough Bullock	Tamaksila	5 Pair	@0.30	1.50	5	5		MP	CCD
171	2018-19			Supply of Plough Bullock	Bemberi	5 Pair	@0.30	1.50	5	5		MP	CCD
172	2018-19			Sub-Total				18.70					
173	2018-19		Market Link	Construction of Godam cum Sale Center of DKDCMCS Ltd., Parsali	Parsali	1	@50.00	50.00	727	-	-	MP	CCD
174	2018-19			Sub-Total	-			50.00					

SI No	Years	Sectors	Sub-sectors	Annual Works Proposed (along with rates)	Name of Village / Hamlet where the proposed works is to be undertaken	Quantity (Where applicable eg. Housing roads etc.)	Unit Cost	Financial Target (Rs. In lakhs)	No. of PVTG Beneficiaries (Male & Female Separately where feasible)			Implementing Agency (State Govt./ UT Admb./ NGO)	Funding Agency
									Total	Male	Female		
I	II	III	IV	V	VI	VII	VIII	IX	X	XI	XII	XIII	XIV
175	2018-19		Promotion of SHG	Exposure Visit of SHG	Patalomba, Kansur, Tuta, Parsali	4 nos	@0.25	1.00	40		40	OLM / MP	PR Dept.
176	2018-19			Women SHG under incomegenerating activites	Patalomba	1 group	@1.00	1.00	10		10	OLM / MP	PR Dept.
177	2018-19			Loan to women SHG	Kansur	2group	@1.00	2.00	25		25	OLM / MP	PR Dept.
178	2018-19			Loan to women SHG	Tuta	1 group	@1.00	1.00	12		12	OLM / MP	PR Dept.
179	2018-19			Loan to women SHG	Parsali	1 group	@1.00	1.00	12		12	OLM / MP	PR Dept.
180	2018-19			Man SHG (firm mechanisms society)	Parsali	1 group	@1.00	1.00	10		10	OLM / MP	PR Dept.
181	2018-19			Women SHG (2)	Pakeri	2 group	@1.00	2.00	40		40	OLM / MP	PR Dept.
182	2018-19			Man SHG	Pakeri	1 group	@1.00	1.00	12		12	OLM / MP	PR Dept.
183	2018-19			Awareness camp for SHG members	All SHG	2 Camps	@0.25	0.50	110		110	OLM / MP	PR Dept.
184	2018-19			Sub-Total				10.50					
185	2018-19			Total				326.83					
186	2018-19	Conservation of Culture		Maintenance & Management of Museum	Parsali	1 no	10.00 L.S	10.00	2831	1197	1634	MP	CCD
187	2018-19			Supply of costumes to Tribal dance troupes and musical instruments			2.00 L.S	2.00				MP	CCD
188	2018-19			Sponsoring of cultural troupes for participation at District / State / National level Programme like Dance Festial, Exhibition etc.			10.00 L.S.	10.00				MP	CCD

SI No	Years	Sectors	Sub-sectors	Annual Works Proposed (along with rates)	Name of Village / Hamlet where the proposed works is to be undertaken	Quantity (Where applicable eg. Housing roads etc.)	Unit Cost	Financial Target (Rs. In lakhs)	No. of PVTG Beneficiaries (Male & Female Separately where feasible)			Implementing Agency (State Govt./ UT Admb./ NGO)	Funding Agency
									Total	Male	Female		
I	II	III	IV	V	VI	VII	VIII	IX	X	XI	XII	XIII	XIV
189	2018-19			Annual Tribal sports at Micro Project level to identify the sports			2.00 L.S	2.00				MP	Sports & Youth Service
190	2018-19			Exposure Visit to other Micro Project area			2.00 L.S	2.00				MP	CCD
191	2018-19			Development of folk literature (Supplementary and its publication)			2.00 L.S.	2.00				MP & ATLC	CCD
192	2018-19			Documentation of pretille culture electronic / print mode			5.00 L.S.	5.00				MP & SCSTRTI	CCD
193	2018-19			Audio Visual Programme			2.00 L.S	2.00				MP & SCSTRTI	CCD
194	2018-19			Preservation & protection of sacred group (5 Villages in a cluster)		3 Cluster	@2.00 per cluster	6.00				MP	CCD
195	2018-19			Repairing of Sadarghar	Patalomba	1 Nos	@2.00	2.00	18	13	5	MP	CCD
196	2018-19			Repairing of Sadarghar	Kansur	1 Nos	@2.00	2.00	14	9	5	MP	CCD
197	2018-19			Construction of Sadarghar	Bhaleri	1 Nos	@5.00	5.00	11	5	6	MP	CCD
198	2018-19			Repairing of Sadarghar	Tuta	1 Nos	@2.00	2.00	93	38	55	MP	CCD
199	2018-19			Repairing of Sadarghar	Parsali	1 Nos	@2.00	2.00	70	31	39	MP	CCD
200	2018-19			Construction of Ghatakudi	Parsali	1 Nos	@2.00	2.00	70	31	39	MP	CCD
201	2018-19			Construction of Community center	Pakeri	1 Nos	@5.00	5.00	278	106	172	MP	CCD
202	2018-19			Repairing of Sadarghar	Kaltipadara	1 Nos	@2.00	2.00	15	6	9	MP	CCD

SI No	Years	Sectors	Sub-sectors	Annual Works Proposed (along with rates)	Name of Village / Hamlet where the proposed works is to be undertaken	Quantity (Where applicable eg. Housing roads etc.)	Unit Cost	Financial Target (Rs. In lakhs)	No. of PVTG Beneficiaries (Male & Female Separately where feasible)			Implementing Agency (State Govt./ UT Admb./ NGO)	Funding Agency
									Total	Male	Female		
I	II	III	IV	V	VI	VII	VIII	IX	X	XI	XII	XIII	XIV
203	2018-19			Development of Tourism Site at Nirgundi	1 Village		@ 10.00	10.00				MP	TOURISM & CULTURE DEPTT.
204	2018-19			Sub-Total				73.00					
205	2018-19	Capacity Building Training		Training to Dongria Kandha youth on Horticulture and Herbal Medicine	36 Villages	2 nos	@ 2.00	4.00	20	20		OLM / MP	PR Dept.
206	2018-19			Training to Dangria Kandha Youth on Plumber		4 nos	@ 0.16	0.64	4	4		OLM / MP	PR Dept.
207	2018-19			Mason Training to Dangria Kandh Youth		10nos	@ 0.24	2.40	10	10		OLM / MP	PR Dept.
208	2018-19			Driver Training		4nos	@ 0.23	0.92	4	4		OLM / MP	PR Dept.
209	2018-19			Sub-Total				7.96					
210	2018-19	Project Management & Institutional Mechanism		Engagement of Anthropologist, JAO/JHO/JSCO	36 Villages		@ 0.25	9.25				MP	OPELIP
211	2018-19			Remuneration of MPWS	Gumma, Ralima, Panchukudi, Lakhapadara & Buduni	5 Nos	@ 0.05	3.00	170	82	88	M.P	OPELIP

SI No	Years	Sectors	Sub-sectors	Annual Works Proposed (along with rates)	Name of Village / Hamlet where the proposed works is to be undertaken	Quantity (Where applicable eg. Housing roads etc.)	Unit Cost	Financial Target (Rs. In lakhs)	No. of PVTG Beneficiaries (Male & Female Separately where feasible)			Implementing Agency (State Govt./ UT Admb./ NGO)	Funding Agency
									Total	Male	Female		
I	II	III	IV	V	VI	VII	VIII	IX	X	XI	XII	XIII	XIV
212	2018-19			Differential Remunartion of MPWS	Gumma,Ralima, Panchukudi , Lakhapadara & Buduni	5 Nos	@0.01	0.60	170	82	88	MP	CCD
213	2018-19			Survey, Monitoring & Evaluation expenses				2.00					CCD
214	2018-19			Transportation cost of Microproject (ASCO/JE & Micro Project Staff)				3.80					CCD
215	2018-19			Office Management & Administrative Charges				5.00					CCD
216	2018-19			Sub-Total				23.65					
217	2018-19			Grand Total				1001.82					

SI No	Years	Sectors	Sub-sectors	Annual Works Proposed (along with rates)	Name of Village / Hamlet where the proposed works is to be undertaken	Quantity (Where applicable eg. Housing roads etc.)	Unit Cost	Financial Target (Rs. In lakhs)	No. of PVTG Beneficiaries (Male & Female Separately where feasible)			Implementing Agency (State Govt./ UT Admb./ NGO)	Funding Agency
									Total	Male	Female		
I	II	III	IV	V	VI	VII	VIII	IX	X	XI	XII	XIII	XIV

1	2019-20	Social Sectors	Education	Maintainance of Educational Complex for Girls (Recurring) includes Mess charges, Boarding charges, Uniform, Coaching, Books, Stationaries, Health care, Annual sports, Incentives, Exposure visit	Kansur	250 Nos		54.50	250		250	MP	MOTA
2	2019-20			Maintainance of Educational Complex for Girls (Non Recurring) includes repairing, colouring, supply of furnitures utensils etc	Kansur	250 Nos		15.50	250		250	MP	MOTA
3	2019-20			Remunartion of Teaching & Non Teaching Staff of Girls Educational Complex	Kansur	21 Nos		9.37	250		250	MP	MOTA
4	2019-20			Differential Remunartion of Teaching & Non Teaching Staff of Girls Educational Complex	Kansur	21 Nos		8.33	250		250	DKDA	CCD
5	2019-20			Maintainance of Educational Complex for Boys (Recurring) includes Mess charges, Boarding charges, Uniform, Coaching, Books, Stationaries, Health care, Annual sports, Incentives, Exposure visit	Kansur	250 Nos		54.50	250	250		MP	CCD
6	2019-20			Maintainance of Educational Complex for Boys (Non Recurring) includes repairing, colouring, supply of furnitures utensils etc	Kansur	250 Nos		15.50	250	250		MP	CCD
7	2019-20			Remunartion of Teaching & Non Teaching Staff of Boys Educational Complex	Kansur	21 Nos		17.70	250	250		DKDA	CCD

SI No	Years	Sectors	Sub-sectors	Annual Works Proposed (along with rates)	Name of Village / Hamlet where the proposed works is to be undertaken	Quantity (Where applicable eg. Housing roads etc.)	Unit Cost	Financial Target (Rs. In lakhs)	No. of PVTG Beneficiaries (Male & Female Separately where feasible)			Implementing Agency (State Govt./ UT Admb./ NGO)	Funding Agency
									Total	Male	Female		
I	II	III	IV	V	VI	VII	VIII	IX	X	XI	XII	XIII	XIV
8	2019-20			Supply of RWM & grant to the student of Gyana Mandir	Lakpadar, Gumma,Bu duni, Panchkodi, Railima	5 Nos	@0.10	0.50	72	33	39	DKDA	CCD
9	2019-20			Sub-Total				175.90					
10	2019-20	Social Sectors	Health & Nutrition	Organization Health Camp	36 villages	12 camp	@0.20	2.40				MP/ H & FW	H & FW
11	2019-20			Hire & fuel charges of Ambulance	36 villages	1 No	@0.25	3.00				MP/H & FW	H & FW
12	2019-20			Monthly review of Micro Projects by the Collector		12	@0.005	0.06				Micro Project (UNICEF Supported)	H & FW
13	2019-20	Social Sectors	Health & Nutrition	Reprinting of Sickle Cell School Health Card		100	0.0005	0.05				Micro Project (UNICEF Supported)	UNICEF(H&FW)
14	2019-20			Yearly Sickle Cell Screening of all children (0-14Years)	36	200	0.001	0.20				Micro Project	CCD
15	2019-20			Project levelTraning of Officials and Field Functionaries (Health & ICDS, SC & STs) Women SHGs on improving Women's Nutrition (SWABHIMAAN) -2 days		25	0.008	0.20				Micro Project (UNICEF Supported)	UNICEF

SI No	Years	Sectors	Sub-sectors	Annual Works Proposed (along with rates)	Name of Village / Hamlet where the proposed works is to be undertaken	Quantity (Where applicable eg. Housing roads etc.)	Unit Cost	Financial Target (Rs. In lakhs)	No. of PVTG Beneficiaries (Male & Female Separately where feasible)			Implementing Agency (State Govt./ UT Admb./ NGO)	Funding Agency
									Total	Male	Female		
I	II	III	IV	V	VI	VII	VIII	IX	X	XI	XII	XIII	XIV
16	2019-20			Half Yearly Third Party Monitoring of Key PVTG Development Indicators , Sharing of findings and action plan finalisation	36		LS	0.50				Micro Project (UNICEF Supported)	UNICEF
17	2019-20	Social Sectors	Health & Nutrition	Project level Refresher Training on Innovative IPC tools for Improving infant & Young child Feeding Practices (Orientation of Front Line Workers on Counselling techniques and child Feeding Practices). - 2 days		30	0.008	0.24				Micro Project (UNICEF Supported)	UNICEF
18	2019-20			Sub-total				6.65					
19	2019-20	Social Sectors	Drinking Water & Sanitation	Repairing of Pipe water project	Sandengneli	1	@1.00	1.00	121	65	56	RWSS	WR Deptt.
20	2019-20			Repairing of Spring based pipe water	Nishikhal	1 Nos	@1.00	1.00	87	33	54	RWSS	WR Deptt.
21	2019-20			Repairing of Spring based pipe water	Sarijhula	1 Nos	@1.00	1.00	37	17	20	RWSS	WR Deptt.
22	2019-20			Repairing of Spring based pipe water supply from Kalitipadar to Nirgundi	Nirgundi	1 Nos	@1.00	1.00	30	11	19	RWSS	WR Deptt.
23	2019-20			Repairing of Spring based pipe water Supply	Lamba	1 Nos	@1.00	1.00	121	56	65	RWSS	WR Deptt.
24	2019-20			Sub-total				5.00					
25	2019-20			Total				187.55					
26	2019-20	Social Sectors	Housing	Construction of IAY House	Sanadengili	6 Nos	@1.04	6.24	6	6		PR	PR Deptt.
27	2019-20			Construction of IAY House	Nishikhal	2 Nos	@1.04	2.08	2	2		PR	PR Deptt.

SI No	Years	Sectors	Sub-sectors	Annual Works Proposed (along with rates)	Name of Village / Hamlet where the proposed works is to be undertaken	Quantity (Where applicable eg. Housing roads etc.)	Unit Cost	Financial Target (Rs. In lakhs)	No. of PVTG Beneficiaries (Male & Female Separately where feasible)			Implementing Agency (State Govt./ UT Admb./ NGO)	Funding Agency
									Total	Male	Female		
I	II	III	IV	V	VI	VII	VIII	IX	X	XI	XII	XIII	XIV
28	2019-20			Construction of IAY House	Sarijhula	2 Nos	@1.04	2.08	2	2		PR	PR Dept.
29	2019-20			Construction of IAY House	Lamba	6 Nos	@1.04	6.24	6	6		PR	PR Dept.
30	2019-20			Sub-total				16.64					
31	2019-20	Infrastructure	Connectivity	Construction of road from S.Dengeneli to B.Dengeneli with CD work	Badadengneli	2 Km	@40.00	80.00	163	86	77	RD	RD Dept.
32	2019-20			Construction of road from Nirgundi to Nishikhal with CD work	Nirugundi and Nishikhal	2 Km	@40.00	80.00	87	33	54	RD	RD Dept.
33	2019-20			Link road from S.Dengeneli to Nirgundi with CD work	Nirgundi	2 Km	@40.00	80.00	30	11	19	RD	RD Dept.
34	2019-20			Construction of road from Nirgundi to Pakeri with CD work	Pakeri	2 Km	@40.00	80.00	278	106	172	RD	RD Dept.
35	2019-20			Construction of road from B.Dengeneli to Gumma with CD work	Badadengneli	3 Km	@40.00	120.00	72	21	21	RD	RD Dept.
36	2019-20			Construction of Village CC Road with drainage system	Nishikhal	300 Mt	@5.00	5.00	87	33	54	DKDA	Article 275(I)
37	2019-20			Construction of Village CC Road with drainage system	Sarijhula	200 Mt	@5.00	5.00	37	17	20	DKDA	Article 275(I)
38	2019-20			Construction of Village CC Road with drainage system	Nirgundi	200 Mt	@5.00	5.00	30	11	19	DKDA	Article 275(I)
39	2019-20			Construction of Village CC Road with drainage system	Lamba	300 Mt	@5.00	5.00	121	56	65	DKDA	SCA to TSP
40	2019-20			Construction of Village CC Road with drainage system	Badadengneli	300 Mt	@5.00	5.00	42	21	21	DKDA	CCD
41	2019-20			Const.of Protection wall	B.dengeneli, Lamba, Nisikhal, Nirigundi, Sarijhola,	5 Nos	@10.00	50.00	129	54	75	DKDA	CCD

SI No	Years	Sectors	Sub-sectors	Annual Works Proposed (along with rates)	Name of Village / Hamlet where the proposed works is to be undertaken	Quantity (Where applicable eg. Housing roads etc.)	Unit Cost	Financial Target (Rs. In lakhs)	No. of PVTG Beneficiaries (Male & Female Separately where feasible)			Implementing Agency (State Govt./ UT Admb./ NGO)	Funding Agency
									Total	Male	Female		
I	II	III	IV	V	VI	VII	VIII	IX	X	XI	XII	XIII	XIV
42	2019-20			Const.of River step with CC road from villages	B.dengeneli , Lamba, Nisikhal, Nirigundi, Sarijhola,	5 Nos	@0.05	25.00	129	54	75	DKDA	CCD
43	2019-20			Sub-total				540.00					
44	2019-20		Electrification	Supply of Solar Light with Mantinance	Nishikhal	2 Nos	@0.50	1.00	87	33	54	MP/ORIDA	CCD
45	2019-20			Supply of Solar Light with Mantinance	Sarijhula	1 Nos	@0.50	0.50	37	17	20	MP/ORIDA	CCD
46	2019-20			Supply of Solar Light with Mantinance	Nirgundi	1 Nos	@0.50	0.50	30	11	19	MP/ORIDA	CCD
47	2019-20			Supply of Solar Light with Mantinance	Lamba	2 Nos	@0.50	1.00	121	56	65	MP/ORIDA	CCD
48	2019-20			Internal Electrification of Dangaria House	Badadengneli	15 Nos	@0.15	2.25	42	21	21	SOUTH CO	Energy Deptt.
49	2019-20			Internal Electrification of Dangaria House	Sandengneli	30 Nos	@0.15	4.50	121	65	56	SOUTH CO	Energy Deptt.
50	2019-20			Sub-Total				9.75					
51	2019-20			Total				566.39					
52	2019-20	Sustainable Livelihood Project	Irrigation	Construction of canal system at Sandengneli DW	Sandengneli	200 Mt	@2.50	5.00	15	10	5	MP	CCD
53	2019-20			Repair of diversion ware with canal system	Badadengneli	100mtr	@6.00	6.00	11	9	2	MP	CCD
54	2019-20			Constuction of diversion ware with canal system	Lamba	1 Nos	@7.00	7.00	26	21	5	MP	CCD
55	2019-20			Sub-total				18.00					
56	2019-20		Land Development	Land Development	Sandengneli	15 Ac	@0.20	3.00	15	15		PR	PR Deptt.

SI No	Years	Sectors	Sub-sectors	Annual Works Proposed (along with rates)	Name of Village / Hamlet where the proposed works is to be undertaken	Quantity (Where applicable eg. Housing roads etc.)	Unit Cost	Financial Target (Rs. In lakhs)	No. of PVTG Beneficiaries (Male & Female Separately where feasible)			Implementing Agency (State Govt./ UT Admb./ NGO)	Funding Agency
									Total	Male	Female		
I	II	III	IV	V	VI	VII	VIII	IX	X	XI	XII	XIII	XIV
57	2019-20			Land Development	Badadengneli	10 Ac	@0.20	2.00	10	10		PR	PR Dept.
58	2019-20			Land Development	Lamba	15 Ac	@0.20	3.00	15	15		PR	PR Dept.
59	2019-20			Land Development	Nirgundi	5 Ac	@0.20	1.00	5	5		PR	PR Dept.
60	2019-20			Land Development	Nishikhal	5 Ac	@0.20	1.00	5	5		PR	PR Dept.
61	2019-20			Sub-total				10.00					
62	2019-20		Horticulture	Mango Plantation with 3 years Maintenance	Sandengneli	16.00	@0.39	6.33	32	24	8	DDH	HORT. DEPTT.
63	2019-20			Mango Plantation with 3 years Maintenance	Nishikhal	10.50	@0.39	4.15	21	19	2	DDH	HORT. DEPTT.
64	2019-20			Mango Plantation with 3 years Maintenance	Sarijhula	6.00	@0.39	2.37	12	11	1	DDH	HORT. DEPTT.
65	2019-20			Mango Plantation with 3 years Maintenance	Nirgundi	4.00	@0.39	1.58	8	3	5	DDH	HORT. DEPTT.
66	2019-20			Mango Plantation with 3 years Maintenance	Lamba	15.00	@0.39	5.93	30	25	5	DDH	HORT. DEPTT.
67	2019-20			Mango Plantation with 3 years Maintenance	Badadengneli	7.00	@0.39	2.77	14	9	5	DDH	HORT. DEPTT.
68	2019-20			Mango Plantation with 3 years Maintenance	Panchukudi	13.50	@0.39	5.34	27	18	9	DDH	HORT. DEPTT.
69	2019-20			Mango Plantation with 3 years Maintenance	Sikapadara	3 Ac	@0.39	1.19	6	4	2	DDH	HORT. DEPTT.
70	2019-20			Mango Plantation with 3 years Maintenance	Paramali	9.50	@0.39	3.76	19	16	3	DDH	HORT. DEPTT.
71	2019-20			Mango Plantation with 3 years Maintenance	Tebapada	13.00	@0.39	5.14	26	15	11	DDH	HORT. DEPTT.
72	2019-20			Mango Plantation with 3 years Maintenance	Kadrakabandeli	24.50	@0.39	9.69	49	38	11	DDH	HORT. DEPTT.

SI No	Years	Sectors	Sub-sectors	Annual Works Proposed (along with rates)	Name of Village / Hamlet where the proposed works is to be undertaken	Quantity (Where applicable eg. Housing roads etc.)	Unit Cost	Financial Target (Rs. In lakhs)	No. of PVTG Beneficiaries (Male & Female Separately where feasible)			Implementing Agency (State Govt./ UT Admb./ NGO)	Funding Agency
									Total	Male	Female		
I	II	III	IV	V	VI	VII	VIII	IX	X	XI	XII	XIII	XIV
73	2019-20			Mango Plantation with 3 years Maintenance	Railima	27.50	@0.39	10.87	55	29	26	DDH	HORT. DEPTT.
74	2019-20			Mango Plantation with 3 years Maintenance	Talamusudi	5.00	@0.39	1.98	10	7	3	DDH	HORT. DEPTT.
75	2019-20			Mango Plantation with 3 years Maintenance	Uparmusudi	9.00	@0.39	3.56	18	12	6	DDH	HORT. DEPTT.
76	2019-20			Orange/Lemon Plantation	Sandengneli	16.00	@0.34	5.46	32	24	8	DDH	HORT. DEPTT.
77	2019-20			Orange/Lemon Plantation	Nishikhal	9.00	@0.34	3.07	21	19	2	DDH	HORT. DEPTT.
78	2019-20			Orange/Lemon Plantation	Sarijhula	5.00	@0.34	1.71	12	11	1	DDH	HORT. DEPTT.
79	2019-20			Orange/Lemon Plantation	Nirgundi	4.00	@0.34	1.36	8	3	5	DDH	HORT. DEPTT.
80	2019-20			Orange/Lemon Plantation	Lamba	12.00	@0.34	4.09	30	25	5	DDH	HORT. DEPTT.
81	2019-20			Orange/Lemon Plantation	Panchukudi	13.50	@0.34	4.60	27	18	9	DDH	HORT. DEPTT.
82	2019-20			Orange/Lemon Plantation	Sikapadara	3 Ac	@0.34	1.02	6	4	2	DDH	HORT. DEPTT.
83	2019-20			Orange/Lemon Plantation	Tebapada	13.00	@0.34	4.44	26	15	11	DDH	HORT. DEPTT.
84	2019-20			Orange/Lemon Plantation	Kadrakabandeli	15	@0.34	5.12	49	38	11	DDH	HORT. DEPTT.
85	2019-20			Orange/Lemon Plantation	Uparmusudi	6	@0.34	2.05	18	12	6	DDH	HORT. DEPTT.
86	2019-20			Banana Cultivation	Nishikhal	3 Ac	@0.79	2.37	21	19	2	DDH	HORT. DEPTT.
87	2019-20			Banana Cultivation	Sarijhula	4.00 Ac	@0.79	3.16	12	11	1	DDH	HORT. DEPTT.

SI No	Years	Sectors	Sub-sectors	Annual Works Proposed (along with rates)	Name of Village / Hamlet where the proposed works is to be undertaken	Quantity (Where applicable eg. Housing roads etc.)	Unit Cost	Financial Target (Rs. In lakhs)	No. of PVTG Beneficiaries (Male & Female Separately where feasible)			Implementing Agency (State Govt./ UT Admb./ NGO)	Funding Agency
									Total	Male	Female		
I	II	III	IV	V	VI	VII	VIII	IX	X	XI	XII	XIII	XIV
88	2019-20			Banana Cultivation	Nirgundi	2.00 Ac	@0.79	1.58	8	3	5	DDH	HORT. DEPTT.
89	2019-20			Banana Cultivation	Panchukudi	3 Ac	@0.79	2.37	27	18	9	DDH	HORT. DEPTT.
90	2019-20			Banana Cultivation	Sikapadara	2 Ac	@0.79	1.58	6	4	2	DDH	HORT. DEPTT.
91	2019-20			Banana Cultivation	Tebapada	3 Ac	@0.79	2.37	26	15	11	DDH	HORT. DEPTT.
92	2019-20			Banana Cultivation	Kadrakabandeli	5 Ac	@0.79	3.95	49	38	11	DDH	HORT. DEPTT.
93	2019-20			Banana Cultivation	Uparmusudi	5 Ac	@0.79	2.95	18	12	6	DDH	HORT. DEPTT.
94	2019-20			Pineapple Planataion	Badadengneli	3.00	@0.35	1.05	14	9	5	DDH	HORT. DEPTT.
95	2019-20			Pineapple Planataion	Nisikhal	3.00	@0.35	1.05	21	19	2	DDH	HORT. DEPTT.
96	2019-20		Horticulture	Pineapple Planataion	Sarijhula	3.00	@0.35	1.05	12	11	1	DDH	HORT. DEPTT.
97	2019-20			Pine apple with stone bond	Panchukudi	5.00 Ac	@0.35	1.75	27	18	9	DDH	HORT. DEPTT.
98	2019-20			Pine apple cultivation with stone bonding	Kadrakabandeli	8.00 Ac	@0.35	2.80	49	38	11	DDH	HORT. DEPTT.
99	2019-20			Ginger Cultivation	Sandengneli	8.00	@0.34	2.72	32	24	8	MP	CCD
100	2019-20			Ginger Cultivation	Nishikhal	5.25	@0.34	1.79	21	19	2	MP	CCD
101	2019-20			Ginger Cultivation	Sarijhula	1.50	@0.34	0.51	12	11	1	MP	CCD
102	2019-20			Ginger Cultivation	Nirgundi	2.00 Ac	@0.34	0.68	8	3	5	MP	CCD
103	2019-20			Ginger Cultivation	Lamba	7.50	@0.34	2.55	30	25	5	MP	CCD
104	2019-20			Ginger Cultivation	Badadengneli	3.50	@0.34	1.19	14	9	5	MP	CCD

SI No	Years	Sectors	Sub-sectors	Annual Works Proposed (along with rates)	Name of Village / Hamlet where the proposed works is to be undertaken	Quantity (Where applicable eg. Housing roads etc.)	Unit Cost	Financial Target (Rs. In lakhs)	No. of PVTG Beneficiaries (Male & Female Separately where feasible)			Implementing Agency (State Govt./ UT Admb./ NGO)	Funding Agency
									Total	Male	Female		
I	II	III	IV	V	VI	VII	VIII	IX	X	XI	XII	XIII	XIV
105	2019-20			Ginger Cultivation	Panchukudi	6.75	@0.34	2.30	27	18	9	MP	CCD
106	2019-20			Ginger Cultivation	Sikapadara	1.50	@0.34	0.51	6	4	2	MP	CCD
107	2019-20			Ginger Cultivation	Paramali	4.75	@0.34	1.62	19	16	3	MP	CCD
108	2019-20			Ginger Cultivation	Tebapada	6.50	@0.34	2.21	26	15	11	MP	CCD
109	2019-20			Ginger Cultivation	Kadrakabandeli	12.25	@0.34	4.17	49	38	11	MP	CCD
110	2019-20			Ginger Cultivation	Railima	13.75	@0.34	4.68	55	29	26	MP	CCD
111	2019-20			Ginger Cultivation	Talamusudi	2.50	@0.34	0.85	10	7	3	MP	CCD
112	2019-20			Ginger Cultivation	Uparmusudi	4.50	@0.34	1.53	18	12	6	MP	CCD
113	2019-20			Turmeric Cultivation	Sandengnelli	8.00	@0.33	2.62	32	24	8	MP	CCD
114	2019-20			Turmeric Cultivation	Nishikhal	5.25	@0.33	1.72	21	19	2	MP	CCD
115	2019-20			Turmeric Cultivation	Sarijhula	1.50	@0.33	0.49	12	11	1	MP	CCD
116	2019-20			Turmeric Cultivation	Nirgundi	2.00 Ac	@0.33	0.66	8	3	5	MP	CCD
117	2019-20			Turmeric Cultivation	Lamba	7.50	@0.33	2.46	30	25	5	MP	CCD
118	2019-20			Turmeric Cultivation	Badadengnelli	3.50	@0.33	1.15	14	9	5	MP	CCD
119	2019-20			Turmeric Cultivation	Panchukudi	6.75	@0.33	2.21	27	18	9	MP	CCD
120	2019-20			Turmeric Cultivation	Sikapadara	1.50 Ac	@0.33	0.49	6	4	2	MP	CCD
121	2019-20			Turmeric Cultivation	Paramali	4.75	@0.33	1.56	19	16	3	MP	CCD
122	2019-20			Turmeric Cultivation	Tebapada	6.50	@0.33	2.13	26	15	11	MP	CCD
123	2019-20			Turmeric Cultivation	Kadrakabandeli	12.25	@0.33	4.02	49	38	11	MP	CCD
124	2019-20			Turmeric Cultivation	Railima	13.75	@0.33	4.51	55	29	26	MP	CCD
125	2019-20			Turmeric Cultivation	Talamusudi	2.50	@0.33	0.82	10	7	3	MP	CCD

SI No	Years	Sectors	Sub-sectors	Annual Works Proposed (along with rates)	Name of Village / Hamlet where the proposed works is to be undertaken	Quantity (Where applicable eg. Housing roads etc.)	Unit Cost	Financial Target (Rs. In lakhs)	No. of PVTG Beneficiaries (Male & Female Separately where feasible)			Implementing Agency (State Govt./ UT Admb./ NGO)	Funding Agency
									Total	Male	Female		
I	II	III	IV	V	VI	VII	VIII	IX	X	XI	XII	XIII	XIV
126	2019-20			Turmeric Cultivation	Uparmusudi	4.50	@0.33	1.48	18	12	6	DKDA	CCD
127	2019-20			Development of Horticulture Nursery at Parsali	40 villages	1 Nos	@2.00	2.00	2831	1197	1634	DKDA	CCD
128	2019-20			Costruction of Varming pit permanet stracture of size 30x8x2.5	Bada Dengeneli, Gumma	2 nos	@1.00	2.00	2	2		DDH	HORT. DEPTT.
129	2019-20			Sub-total				183.24					
130	2019-20		Agriculture	Improved ICDL Horar Cultivation	5 villages	20 Acers	@0.02	0.40	20	20		DDA	AGRI. DEPTT.
131	2019-20			Improved Raggi cultivation	5 villages	20 Acers	@0.03	0.60	20	20		DDA	AGRI. DEPTT.
132	2019-20			Intervention of scaling of Niger Cultivation intervention timely showing weed management	7 village	30 Acers	@0.02	0.06	30	30		DDA	AGRI. DEPTT.
133	2019-20			Maize Demonstration	Sandengneli	3 Ac	@0.02	0.02	26	21	5	DDA	AGRI. DEPTT.
134	2019-20			Maize Demonstration	Nishikhal	1 Ac	@0.02	0.02	19	13	6	DDA	AGRI. DEPTT.
135	2019-20			Maize Demonstration	Sarijhula	1 Ac	@0.02	0.04	10	7	3	DDA	AGRI. DEPTT.
136	2019-20			Maize Demonstration	Nirgundi	2.00 AC	@0.02	0.04	4	4		DDA	AGRI. DEPTT.
137	2019-20			Maize Demonstration	Lamba	2.00 AC	@0.02	0.02	8	8		DDA	AGRI. DEPTT.
138	2019-20			Maize Demonstration	Badadengneli	2.00 Ac	@0.02	0.15	11	9	2	DDA	AGRI. DEPTT.
139	2019-20			Maize Demonstration	Panchukudi	2Ac	@0.02	0.02	19	13	6	DDA	AGRI. DEPTT.
140	2019-20			Maize Demonstration	Sikapadara	1 Ac	@0.02	0.15	6	5	1	DDA	AGRI. DEPTT.
141	2019-20			Maize Demonstration	Paramali	3 Ac	@0.02	0.09	18	12	6	DDA	AGRI. DEPTT.

SI No	Years	Sectors	Sub-sectors	Annual Works Proposed (along with rates)	Name of Village / Hamlet where the proposed works is to be undertaken	Quantity (Where applicable eg. Housing roads etc.)	Unit Cost	Financial Target (Rs. In lakhs)	No. of PVTG Beneficiaries (Male & Female Separately where feasible)			Implementing Agency (State Govt./ UT Admb./ NGO)	Funding Agency
									Total	Male	Female		
I	II	III	IV	V	VI	VII	VIII	IX	X	XI	XII	XIII	XIV
142	2019-20			Maize Demonstration	Tebapada	3 Ac	@0.02	0.06	18	12	6	DDA	AGRI. DEPTT.
143	2019-20			Maize Demonstration	Railima	3 Ac	@0.02	0.15	45	40	5	DDA	AGRI. DEPTT.
144	2019-20			Maize Demonstration	Talamusudi	1 Ac	@0.02	0.02	7	5	2	DDA	AGRI. DEPTT.
145	2019-20			Maize Demonstration	Uparmusudi	1 Ac	@0.02	0.02	15	12	3	DDA	AGRI. DEPTT.
146	2019-20			Paddy Demonstration	Badadengneli	5.00 Ac	@0.03	0.04	5	5		DDA	AGRI. DEPTT.
147	2019-20			Paddy Demonstration	Paramali	5 Ac	@0.03	0.06	5	5		DDA	AGRI. DEPTT.
148	2019-20			Paddy Demonstration	Tebapada	3 AC	@0.03	0.06	3	3		DDA	AGRI. DEPTT.
149	2019-20			Paddy Demonstration	Railima	5 AC	@0.03	0.09	5	5		DDA	AGRI. DEPTT.
150	2019-20			Paddy Demonstration	Talamusudi	3 AC	@0.03	0.02	3	3		DDA	AGRI. DEPTT.
151	2019-20			Sub-Total				2.13					
152	2019-20		Animal Husbandry	Organisation of Annual Health Camps and supply of live saving medicines	36 villages	4 Camp	@0.50	2.00				A & H	A & H
153	2019-20			Supply of Plough Bullock	Sandengneli	5 Pair	@0.40	2.00	5	5		MP	CCD
154	2019-20			Supply of Plough Bullock	Nishikhal	2Pair	@0.40	0.80	2	2		MP	CCD
155	2019-20			Supply of Plough Bullock	Nirgundi	3 Pair	@0.40	1.20	3	3		MP	CCD
156	2019-20			Supply of Plough Bullock	Lamba	3 Pair	@0.40	1.20	3	3		MP	CCD
157	2019-20			Supply of Plough Bullock	Badadengneli	3 Pair	@0.40	1.20	3	3		MP	CCD

SI No	Years	Sectors	Sub-sectors	Annual Works Proposed (along with rates)	Name of Village / Hamlet where the proposed works is to be undertaken	Quantity (Where applicable eg. Housing roads etc.)	Unit Cost	Financial Target (Rs. In lakhs)	No. of PVTG Beneficiaries (Male & Female Separately where feasible)			Implementing Agency (State Govt./ UT Admb./ NGO)	Funding Agency
									Total	Male	Female		
I	II	III	IV	V	VI	VII	VIII	IX	X	XI	XII	XIII	XIV
158	2019-20			Supply of Plough Bullock	Panchukudi	6 Pair	@0.40	2.40	6	6		MP	CCD
159	2019-20			Supply of Plough Bullock	Sikapadara	2 Pair	@0.40	0.80	2	2		MP	CCD
160	2019-20			Supply of Plough Bullock	Paramali	5 Pair	@0.40	2.00	5	5		MP	CCD
161	2019-20			Supply of Plough Bullock	Talamusudi	3 Pair	@0.40	1.20	3	3		MP	CCD
162	2019-20			Supply of Plough Bullock	Railima	5 Pair	@0.40	2.00	5	5		MP	CCD
163	2019-20			Supply of Plough Bullock	Tebapada	3 Pair	@0.40	1.20	3	3		MP	CCD
164	2019-20			Supply of Plough Bullock	Tebapada	3 Pair	@0.40	1.20	3	3		MP	CCD
165	2019-20			Sub-Total				19.20					
166	2019-20		Market Link	Working Capital to DKDCMCS, Parsali	Parsali	1	@10.00	10.00	727			MP	CCD
167	2019-20			Sub-total				10.00					
168	2019-20		Social Security	Renwal of JBY	All Village	200	@1.00	1.00	200			MP	CCD
169	2019-20			Sub-Total				1.00					
170	2019-20		Promotion of SHG	Women SHG	Sanadangne li	2group	@1.00	2.00	25		25	OLM / MP	PR Dept.
171	2019-20			Women SHG (Embroidery)	Nishikhal	1 group	@1.00	1.00	10		10	OLM / MP	PR Dept.
172	2019-20			Women SHG(IGS)	Lamba	1 group	@1.00	1.00	11		11	OLM / MP	PR Dept.
173	2019-20			Exposure Visit	Lamba, Badadengne li, Sarijhula	3 Nos	@0.25	0.75	25		25	OLM / MP	PR Dept.

SI No	Years	Sectors	Sub-sectors	Annual Works Proposed (along with rates)	Name of Village / Hamlet where the proposed works is to be undertaken	Quantity (Where applicable eg. Housing roads etc.)	Unit Cost	Financial Target (Rs. In lakhs)	No. of PVTG Beneficiaries (Male & Female Separately where feasible)			Implementing Agency (State Govt./ UT Admb./ NGO)	Funding Agency
									Total	Male	Female		
I	II	III	IV	V	VI	VII	VIII	IX	X	XI	XII	XIII	XIV
174	2019-20			Awareness Camp for SHG members	40 villages	2 Nos	@0.50	1.00	140		140	OLM / MP	PR Dept.
175	2019-20			Sub-Total				5.75					
176	2019-20			Total				249.32					
177	2019-20	Conservation of Culture		Maintenance & Management of Museum	Parsali	1 no	10.00 L.S	10.00	2831	1197	1634	MP	CCD
178	2019-20			Supply of costumes to Tribal dance troupes and musical instruments			2.00 L.S	2.00				MP	CCD
179	2019-20			Sponsoring of cultural troupes for participation at District / State / National level Programme like Dance Festival, Exhibition etc.			10.00 L.S.	10.00				MP	CCD
180	2019-20			Annual Tribal sports at Micro Project level to identify the sports			2.00 L.S	2.00				MP	Sports & Youth Service
181	2019-20			Exposure Visit to other Micro Project area			2.00 L.S	2.00				MP	CCD
182	2019-20			Development of folk literature (Supplementary and its publication)			2.00 L.S.	2.00				MP & ATLC	CCD
183	2019-20			Documentation of pretille culture electronic / print mode			5.00 L.S.	5.00				MP & SCSTRTI	CCD
184	2019-20			Audio Visual Programme			2.00 L.S	2.00				MP & SCSTRTI	CCD
185	2019-20			Preservation & protection of sacred group (5 Villages in a cluster)			@2.00 per cluster	2.00					CCD
186	2019-20			Repair of Sadarghar	Sandengneli	1	@1.00	1.00	26	21	5	MP	CCD

SI No	Years	Sectors	Sub-sectors	Annual Works Proposed (along with rates)	Name of Village / Hamlet where the proposed works is to be undertaken	Quantity (Where applicable eg. Housing roads etc.)	Unit Cost	Financial Target (Rs. In lakhs)	No. of PVTG Beneficiaries (Male & Female Separately where feasible)			Implementing Agency (State Govt./ UT Admb./ NGO)	Funding Agency
									Total	Male	Female		
I	II	III	IV	V	VI	VII	VIII	IX	X	XI	XII	XIII	XIV
187	2019-20			Repair of Sadarghar	Nishikhal	1 Nos	@1.00	1.00	19	13	6	MP	CCD
188	2019-20			Construction of Sadarghar	Nirgundi	1 Nos	@5.00	5.00	8	6	2	MP	CCD
189	2019-20			Construction of Sadarghar	Lamba	1 Nos	@5.00	5.00	25	21	4	MP	CCD
190	2019-20			Construction of Sadarghar	Badadengne li	1 Nos	@5.00	5.00	11	9	2	MP	CCD
191	2019-20			Sub-Total				54.00					
192	2019-20	Capacity Building Training		Grafter Training to Dongria Kandha youth		10 nos	@0.17	1.70	10	10		OLM / MP	PR Dept.
193	2019-20			Electrician Training		3 nos	@0.17	0.51	3	3		OLM / MP	PR Dept.
194	2019-20			Sub-Total				2.21					
195	2019-20	Project Management & Institutional Mechanism		Engagement of Anthropologist, JAO/JHO/JSCO	36 Villages		@0.25	9.25				MP	OPELIP
196	2019-20			Remunerations of MPWs	Gumma, Ralima, Panchukudi, Lakhapadara & Buduni	5 Nos	@0.05	3.00	170	82	88	MP	OPELIP

SI No	Years	Sectors	Sub-sectors	Annual Works Proposed (along with rates)	Name of Village / Hamlet where the proposed works is to be undertaken	Quantity (Where applicable eg. Housing roads etc.)	Unit Cost	Financial Target (Rs. In lakhs)	No. of PVTG Beneficiaries (Male & Female Separately where feasible)			Implementing Agency (State Govt./ UT Admb./ NGO)	Funding Agency
									Total	Male	Female		
I	II	III	IV	V	VI	VII	VIII	IX	X	XI	XII	XIII	XIV
197	2019-20			Differential Remuneration of MPWS	Gumma,Ralima, Panchukudi , Lakhapadara & Buduni	5 Nos	@0.01	0.60	170	82	88	MP	CCD
198	2019-20			Survey, Monitoring & Evaluation expenses				2.00					CCD
199	2019-20			Transportation cost of Microproject (ASCO/JE & Micro Project Staff)				3.80					CCD
200	2019-20			Office Management & Administrative Charges				5.00					CCD
201	2019-20			Sub-Total				23.65					
202	2019-20			Grand Total				1083.12					

--	--	--	--

SI No	Years	Sectors	Sub-sectors	Annual Works Proposed (along with rates)	Name of Village / Hamlet where the proposed works is to be undertaken	Quantity (Where applicable eg. Housing roads etc.)	Unit Cost	Financial Target (Rs. In lakhs)	No. of PVTG Beneficiaries (Male & Female Separately where feasible)			Implementing Agency (State Govt./ UT Admb./ NGO)	Funding Agency
									Total	Male	Female		
I	II	III	IV	V	VI	VII	VIII	IX	X	XI	XII	XIII	XIV
1	2020-21	Social Sectors	Education	Maintaince of Educational Complex for Girls (Recurring) includes Mess charges, Boarding charges, Uniform, Coaching, Books, Stationaries, Health care, Annual sports, Incentives, Exposure visit	Kansur	250 Nos		54.50	250		250	MP	MOTA
2	2020-21			Maintaince of Educational Complex for Girls (Non Recurring) includes repairing, colouring, supply of furnitures utensils etc	Kansur	250 Nos		15.50	250		250	MP	MOTA
3	2020-21			Remunartion of Teaching & Non Teaching Staff of Girls Educational complex	Kansur	21 Nos		10.30	250		250	MP	MOTA
4	2020-21			Differential Remunartion of Teaching & Non Teaching Staff of Girls Educational complex	Kansur	21 Nos		9.16	250		250	MP	CCD
5	2020-21			Maintaince of Educational Complex for Boys (Recurring) includes Mess charges, Boarding charges, Uniform, Coaching, Books, Stationaries, Health care, Annual sports, Incentives, Exposure visit	Kansur	250 Nos		54.50	250	250		MP	CCD
6	2020-21			Maintaince of Educational Complex for Boys (Non Recurring) includes repairing, colouring, supply of furnitures utensils etc	Kansur	250 Nos		15.50	250	250		MP	CCD
7	2020-21			Remunartion of Teaching & Non Teaching Staff of Boys Educational Complex	Kansur	21 Nos		19.46	250	250		MP	CCD
8	2020-21			Supply of RWM & grant to the student of Gyana Mandir	Lakpadar, Gumma, Bud uni Panchkodi & Railima	5 Nos	@0.10	0.50	72	33	39	MP	CCD
9	2020-21			Sub-Total				179.42					

SI No	Years	Sectors	Sub-sectors	Annual Works Proposed (along with rates)	Name of Village / Hamlet where the proposed works is to be undertaken	Quantity (Where applicable eg. Housing roads etc.)	Unit Cost	Financial Target (Rs. In lakhs)	No. of PVTG Beneficiaries (Male & Female Separately where feasible)			Implementing Agency (State Govt./ UT Admb./ NGO)	Funding Agency
									Total	Male	Female		
I	II	III	IV	V	VI	VII	VIII	IX	X	XI	XII	XIII	XIV
10	2020-21	Social Sectors	Health & Nutrition	Project level Refresher Training of officials and Field Functionaries (Health & ICDS, SC & STs) Women SHGs on improving Women Nutrition (SWAVIMAAN)- 2 days		25	0.008	0.20				Micro Project (UNICEF Supported)	UNICEF(H & FW)
11	2020-21			Monthly review of Micro Projects by the Collector		12	0.005	0.06				Micro Project (UNICEF Supported)	UNICEF(H & FW)
12	2020-21			Reprinting of Sick Cell School Health Card		100	0.0005	0.05				H & FW Micro Project (UNICEF Supported)	UNICEF(H & FW)
13	2020-21			Yearly Sick Cell Screening of all children (0-14 Years)	36	200	0.001	0.20				MP	CCD
14	2020-21			Half Yearly Third Party Monitoring of Key Programme Indicators, Sharing of findings and action plan finalisation	36		LS	0.50				Micro Project (UNICEF Supported)	UNICEF(H & FW)

SI No	Years	Sectors	Sub-sectors	Annual Works Proposed (along with rates)	Name of Village / Hamlet where the proposed works is to be undertaken	Quantity (Where applicable eg. Housing roads etc.)	Unit Cost	Financial Target (Rs. In lakhs)	No. of PVTG Beneficiaries (Male & Female Separately where feasible)			Implementing Agency (State Govt./ UT Admb./ NGO)	Funding Agency
									Total	Male	Female		
I	II	III	IV	V	VI	VII	VIII	IX	X	XI	XII	XIII	XIV
15	2020-21			Organization health camp	36 Villages	12	@0.20	2.40				H & FW Micro Project (UNICEF Supported)	H & FW
16	2020-21			Maintenance of Ambulance and higher of Ambulance with fuel cost etc.	36 Villages	1 No	@6.00	6.00				H & FW Micro Project (UNICEF Supported)	H & FW
17	2020-21			Sub-Total				9.41					
18	2020-21	Social Sectors	Drinking Water & Sanitation	Construction of tube well	Damagada	1 No	@1.00	1.00	15	7	8	RWSS	WR Dept.
19	2020-21			Construction of tube well	Mayabali	1 No	@1.00	1.00	42	17	25	RWSS	WR Dept.
20	2020-21			Repair of spring based pipe water supply	Gumma	1 No	@1.00	1.00	189	84	105	RWSS	WR Dept.
21	2020-21			Repair of Spring based tape water	Dangamati	1 No	@1.00	1.00	141	55	86	RWSS	WR Dept.
22	2020-21			Construction of tube well	Patangpadara	1 No	@1.00	1.00	43	17	26	RWSS	WR Dept.
23	2020-21			Construction of spring based tap water	Lakpadar	1 no	@2.00	2.00	141	55	86	RWSS	WR Dept.
24	2020-21			Sub-Total				7.00					

SI No	Years	Sectors	Sub-sectors	Annual Works Proposed (along with rates)	Name of Village / Hamlet where the proposed works is to be undertaken	Quantity (Where applicable eg. Housing roads etc.)	Unit Cost	Financial Target (Rs. In lakhs)	No. of PVTG Beneficiaries (Male & Female Separately where feasible)			Implementing Agency (State Govt./ UT Admb./ NGO)	Funding Agency
									Total	Male	Female		
I	II	III	IV	V	VI	VII	VIII	IX	X	XI	XII	XIII	XIV
25	2020-21			Total				195.83					
26	2020-21	Social Sectors	Housing	Construction of IAY House	Damagada	4 Nos	@1.00	4.00	4	4		PR	PR Dept.
27	2020-21			Construction of IAY House	Mayabali	5 Nos	@1.00	5.00	5	5		PR	PR Dept.
28	2020-21			Construction of IAY House	Gumma	6 Nos	@1.00	6.00	6	6		PR	PR Dept.
29	2020-21			Construction of IAY House	Dangamati	4 Nos	@1.00	4.00	4	4		PR	PR Dept.
30	2020-21			Construction of IAY House	Patangpadar a	3 Nos	@1.00	3.00	3	3		PR	PR Dept.
31	2020-21			Construction of IAY House	Lakpadar	8 Nos	@1.00	8.00	8	8		PR	PR Dept.
32	2020-21			Sub-Total				30.00					
33	2020-21	Infrastructure	Connectivity	Construction of road from Damagada to Sanadengeneli with CD work	Damagada	2 Km	@0.40	80.00	15	7	8	RD	RD Dept.
34	2020-21			Construction of road from Damagada to Mayabali with CD work	Mayabali	1 Km	@0.40	80.00	42	17	25	RD	RD Dept.
35	2020-21			Construction of Village CC road with drain system	Gumma	1 Nos	@5.00	5.00	189	84	105	MP	CCD
36	2020-21			Construction of Village CC road with drain system	Dangamati	1 nos	@5.00	5.00	141	55	86	MP	CCD
37	2020-21			Construction of Village CC road with drain system	Patangpadar a	1 Nos	@5.00	5.00	43	17	26	MP	CCD
38	2020-21			Construction of Village CC road with drain system	Lakpadar	1 Nos	@5.00	5.00	141	55	86	MP	CCD
39	2020-21			Const.of road from Gumma to Lamba with CD work	Lamba	2 Km	@0.30	60.00	121	56	65	RD	RD Dept.
40	2020-21			Const.of road from Lamba to Dangamati with CD work	Dangamati	2 km	@0.40	80.00	141	55	86	RD	RD Dept.
41	2020-21			Const.of road from Dangamati to Patangapadar with CD work	Patangpadar a	2 Km	@0.40	80.00	43	17	26	RD	RD Dept.

SI No	Years	Sectors	Sub-sectors	Annual Works Proposed (along with rates)	Name of Village / Hamlet where the proposed works is to be undertaken	Quantity (Where applicable eg. Housing roads etc.)	Unit Cost	Financial Target (Rs. In lakhs)	No. of PVTG Beneficiaries (Male & Female Separately where feasible)			Implementing Agency (State Govt./ UT Admb./ NGO)	Funding Agency
									Total	Male	Female		
I	II	III	IV	V	VI	VII	VIII	IX	X	XI	XII	XIII	XIV
42	2020-21			Const.of road from Patangapadar to Lakapadar with CD work	Lakapadar	2 Km	@0.40	80.00	141	55	86	RD	RD Dept.
43	2020-21			Const.of Protection wall	Gumma, Danagmati, Patangapadar . Lakpadar, Mayabali, Damagada	6 Nos	@0.10	60.00	571	235	336	MP	RD Dept.
44	2020-21			Community latrine with bath Complex	Gumma, Danagmati, Patangapadar . Lakpadar, Mayabali, Damagada	6 Nos	@3.00	18.00	571	235	336	RWSS	RD Dept.
45	2020-21			Sub-Total				558.00					
46	2020-21	Infrastructure	Electrification	Supply of Addl. Solar Street Light	Damagada	1 Nos	@0.50	0.50	15	7	8	MP	OREDA
47	2020-21			Supply of Addl. Solar Street Light at Edicational complex	Kansur	1 Nos	@0.50	0.50	250		250	MP	OREDA
48	2020-21			Supply of Addl. Solar Street Light	Mayabali	1 Nos	@0.50	0.50	42	17	25	MP	OREDA
49	2020-21			Supply of Addl. Solar Street Light	Gumma	2 Nos	@0.50	1.00	189	84	105	MP	OREDA
50	2020-21			Supply of Addl. Solar Street Light	Dangamati	2 Nos	@0.50	1.00	141	55	86	MP	OREDA
51	2020-21			Supply of Addl. Solar Street Light	Patangpadar a	1 Nos	@0.50	0.50	43	17	26	MP	OREDA
52	2020-21			Supply of Addl. Solar Street Light	Lakpadar	2 Nos	@0.50	1.00	141	55	86	MP	OREDA
53	2020-21			Sub-Total				5.00					
54	2020-21			Total				593.00					

SI No	Years	Sectors	Sub-sectors	Annual Works Proposed (along with rates)	Name of Village / Hamlet where the proposed works is to be undertaken	Quantity (Where applicable eg. Housing roads etc.)	Unit Cost	Financial Target (Rs. In lakhs)	No. of PVTG Beneficiaries (Male & Female Separately where feasible)			Implementing Agency (State Govt./ UT Admb./ NGO)	Funding Agency
									Total	Male	Female		
I	II	III	IV	V	VI	VII	VIII	IX	X	XI	XII	XIII	XIV
55	2020-21	Sustainable Livelihood Project	Irrigation	Construction of Canal system at Damagoda Diversion weir at Sanadengeneli	Damagada	1 Nos	@5.00	5.00	4	4		MP	CCD
56	2020-21			Construction of canal system	Mayabali	1 No	@5.00	5.00	9	9		MP	CCD
57	2020-21			Constuction of Canal system at Diversion weir	Gumma	1 Nos	@3.00	3.00	37	37		MP	CCD
58	2020-21			Construction of canal system at Diversion weir	Dangamati	200 Mt	@3.00	3.00	25	25		MP	CCD
59	2020-21			Construction of canal system at Diversion weir	Patangpadar a	1 Nos	@3.00	3.00	10	10		MP	CCD
60	2020-21			Construction of canal system at Diversion weir	Lakpadar	1 Nos	@3.00	3.00	11	11		MP	CCD
61	2020-21			Sub-Total				22.00					
62	2020-21		Land Development	Land Development	Damagada	4 Ac	@0.20	0.80	4	4		PR	PR Dept.
63	2020-21			Land Development	Kuskidelli	3.00 Ac	@0.20	0.60	3	3		PR	PR Dept.
64	2020-21			Land Development	Mayabali	9 Ac	@0.20	1.80	9	9		PR	PR Dept.
65	2020-21			Land Development	Dangamati	10 Ac	@0.20	2.00	10	10		PR	PR Dept.
66	2020-21			Land Development	Patangpadar a	5 Ac	@0.20	1.00	5	5		PR	PR Dept.
67	2020-21			Land Development	Lakpadar	10.00 Ac	@0.20	2.00	10	10		PR	PR Dept.
68	2020-21			Sub-Total				8.20					
69	2020-21		Horticulture	Mango plantation with 3yrs Maintainance	Damagada	3.00	@0.39	1.19	6	4	2	DDH	HORT. DEPTT.
70	2020-21			Mango plantation with 3yrs Maintainance	Mayabali	2.25Ac	@0.39	0.89	13	10	3	DDH	HORT. DEPTT.

SI No	Years	Sectors	Sub-sectors	Annual Works Proposed (along with rates)	Name of Village / Hamlet where the proposed works is to be undertaken	Quantity (Where applicable eg. Housing roads etc.)	Unit Cost	Financial Target (Rs. In lakhs)	No. of PVTG Beneficiaries (Male & Female Separately where feasible)			Implementing Agency (State Govt./ UT Admb./ NGO)	Funding Agency
									Total	Male	Female		
I	II	III	IV	V	VI	VII	VIII	IX	X	XI	XII	XIII	XIV
71	2020-21			Mango plantation with 3yrs Maintainance	Gumma	21.5	@0.39	8.51	43	37	6	DDH	HORT. DEPTT.
72	2020-21			Mango plantation with 3yrs Maintainance	Dangamati	15	@0.39	5.93	30	19	11	DDH	HORT. DEPTT.
73	2020-21			Mango plantation with 3yrs Maintainance	Patangpadar a	6	@0.39	2.37	12	8	4	DDH	HORT. DEPTT.
74	2020-21			Mango plantation with 3yrs Maintainance	Lakpadar	16.5	@0.39	6.53	33	24	9	DDH	HORT. DEPTT.
75	2020-21			Orange/Lemon Plantation	Damagada	2.00	@0.34	0.68	6	4	2	DDH	HORT. DEPTT.
76	2020-21			Orange/Lemon Plantation	Dangamati	12.00	@0.34	4.09	30	19	11	DDH	HORT. DEPTT.
77	2020-21			Orange/Lemon Plantation	Patangpadar a	4.00	@0.34	1.36	12	8	4	DDH	HORT. DEPTT.
78	2020-21			Orange/Lemon Plantation	Lakpadar	13.00	@0.34	4.44	33	24	9	DDH	HORT. DEPTT.
79	2020-21			Orange/Lemon Plantation	Gumma	18.00	@0.34	6.14	43	37	6	DDH	HORT. DEPTT.
80	2020-21			Banana Plantation	Gumma	5 Ac	@0.79	3.95	43	37	6	DDH	HORT. DEPTT.
81	2020-21			Banana Plantation	Dangamati	5 Ac	@0.79	3.95	30	19	11	DDH	HORT. DEPTT.
82	2020-21			Banana Plantation	Patangpadar a	2 Ac	@0.79	1.58	12	8	4	DDH	HORT. DEPTT.
83	2020-21			Banana Plantation	Lakpadar	4.00 Ac	@0.79	3.16	33	24	9	DDH	HORT. DEPTT.
84	2020-21			Pineapple Cultivation with Stone Bonding	Dangamati	5 Ac	@0.35	1.75	30	19	11	DDH	HORT. DEPTT.
85	2020-21			Pineapple Cultivation with Stone Bonding	Gumma	5 Ac	@0.35	1.75	30	19	11	DDH	HORT. DEPTT.

SI No	Years	Sectors	Sub-sectors	Annual Works Proposed (along with rates)	Name of Village / Hamlet where the proposed works is to be undertaken	Quantity (Where applicable eg. Housing roads etc.)	Unit Cost	Financial Target (Rs. In lakhs)	No. of PVTG Beneficiaries (Male & Female Separately where feasible)			Implementing Agency (State Govt./ UT Admb./ NGO)	Funding Agency
									Total	Male	Female		
I	II	III	IV	V	VI	VII	VIII	IX	X	XI	XII	XIII	XIV
86	2020-21			Pineapple Cultivation with Stone Bonding	Lakhpadar	5 Ac	@0.35	1.75	30	19	11	DDH	HORT. DEPTT.
87	2020-21			Pineapple Cultivation with Stone Bonding	Patangpadara	3 Ac	@0.35	1.05	10	8	2	DDH	HORT. DEPTT.
88	2020-21			Potato Cultivation	Gumma	5 Ac	@0.32	1.60	43	37	6	DDH	HORT. DEPTT.
89	2020-21			Ginger Cultivation	Damagada	1.5	@0.34	0.51	6	4	2	MP	CCD
90	2020-21			Ginger Cultivation	Mayabali	3.25	@0.34	1.11	13	10	3	MP	CCD
91	2020-21			Ginger Cultivation	Gumma	10.75	@0.34	3.66	43	37	6	MP	CCD
92	2020-21			Ginger Cultivation	Dangamati	7.5	@0.34	2.55	30	19	11	MP	CCD
93	2020-21			Ginger Cultivation	Patangpadara	3	@0.34	1.02	12	8	4	MP	CCD
94	2020-21			Ginger Cultivation	Lakpadar	8.25	@0.34	2.81	33	24	9	MP	CCD
95	2020-21			Turmeric Cultivation	Damagada	1.5	@0.33	0.33	6	4	2	MP	CCD
96	2020-21			Turmeric Cultivation	Mayabali	3.25	@0.33	1.07	13	10	3	MP	CCD
97	2020-21			Turmeric Cultivation	Gumma	10.75	@0.33	3.53	43	37	6	MP	CCD
98	2020-21			Turmeric Cultivation	Dangamati	7.5	@0.33	2.46	30	19	11	MP	CCD
99	2020-21			Turmeric Cultivation	Patangpadara	3	@0.33	0.98	12	8	4	MP	CCD
100	2020-21			Turmeric Cultivation	Lakpadar	8.25	@0.33	2.71	33	24	9	MP	CCD
101	2020-21			Development of horticulture nursery	36 Villages	1 Nos	@2.00	2.00	2831	1197	1634	MP	CCD
102	2020-21			Costruction of Varming pit permanet stracture of size 30x8x2.5	Kadraka Bondili, Pakeri	2 nos	@1.00	2.00	2			DDH	HORT. DEPTT.
103	2020-21			Sub-Total				89.41					
104	2020-21		Agriculture	Maize Cultivation	Damagada	0.50 Ac	@0.02	0.01	4	4		DDA	AGRI. DEPTT.
105	2020-21			Maize Cultivation	Kuskidelli	1 Ac	@0.02	0.02	3	3		DDA	AGRI. DEPTT.


SI No	Years	Sectors	Sub-sectors	Annual Works Proposed (along with rates)	Name of Village / Hamlet where the proposed works is to be undertaken	Quantity (Where applicable eg. Housing roads etc.)	Unit Cost	Financial Target (Rs. In lakhs)	No. of PVTG Beneficiaries (Male & Female Separately where feasible)			Implementing Agency (State Govt./ UT Admb./ NGO)	Funding Agency
									Total	Male	Female		
I	II	III	IV	V	VI	VII	VIII	IX	X	XI	XII	XIII	XIV
106	2020-21			Maize Cultivation	Mayabali	1 Ac	@0.02	0.02	9	9		DDA	AGRI. DEPTT.
107	2020-21			Maize Cultivation	Dangamati	2 Ac	@0.02	0.04	25	25		DDA	AGRI. DEPTT.
108	2020-21			Maize Cultivation	Patangpadara	1 Ac	@0.02	0.02	19	19		DDA	AGRI. DEPTT.
109	2020-21			Maize Cultivation	Lakpadar	1 Ac	@0.02	0.02	27	27		DDA	AGRI. DEPTT.
110	2020-21			Paddy Cultivation	Damagada	2.00 Ac	@0.03	0.06	2	2		DDA	AGRI. DEPTT.
111	2020-21			Paddy Cultivation	Mayabali	2 .00 Ac	@0.03	0.06	2	2		DDA	AGRI. DEPTT.
112	2020-21			Paddy Cultivation	Dangamati	5 .00 Ac	@0.03	0.15	5	5		DDA	AGRI. DEPTT.
113	2020-21			Paddy Cultivation	Badadengne li	5 .00 Ac	@0.03	0.15	5	5		DDA	AGRI. DEPTT.
114	2020-21			Paddy Cultivation	Patangpadara	5 .00 Ac	@0.03	0.15	5	5		DDA	AGRI. DEPTT.
115	2020-21			Paddy Cultivation	Lakpadar	5 .00 Ac	@0.03	0.15	5	5		DDA	AGRI. DEPTT.
116	2020-21			Improved ICDL Horar Cultivation	5 villages	25 Acers	@0.02	0.50	25	25		DDA	AGRI. DEPTT.
117	2020-21			Improved Raggi cultivation	5 villages	20 Acers	@0.02	0.40	20	20		DDA	AGRI. DEPTT.
118	2020-21			Intervention of scaling of Niger Cultivation intervention timely showing weed management	7 village	30 Acers	@0.02	0.60	30	30		DDA	AGRI. DEPTT.
119	2020-21			Sub-Total				2.35					
120	2020-21		Animal Husbandry	Organisation of Animal Health camps and supply of live saving medicines	36 villages	4 Camp	@2.00	2.00				A & H	A & H
121	2020-21			Supply of Plough Bullock	Damagada	2 Pair	@0.40	0.80	2	2		MP	CCD



SI No	Years	Sectors	Sub-sectors	Annual Works Proposed (along with rates)	Name of Village / Hamlet where the proposed works is to be undertaken	Quantity (Where applicable eg. Housing roads etc.)	Unit Cost	Financial Target (Rs. In lakhs)	No. of PVTG Beneficiaries (Male & Female Separately where feasible)			Implementing Agency (State Govt./ UT Admb./ NGO)	Funding Agency
									Total	Male	Female		
I	II	III	IV	V	VI	VII	VIII	IX	X	XI	XII	XIII	XIV
122	2020-21			Supply of Plough Bullock	Kuskidelli	1 Pair	@0.40	0.40	1	1		MP	CCD
123	2020-21			Supply of Plough Bullock	Mayabali	3 Pair	@0.40	1.20	3	3		MP	CCD
124	2020-21			Supply of Plough Bullock	Gumma	5 Pair	@0.40	2.00	5	5		MP	CCD
125	2020-21			Supply of Plough Bullock	Dangamati	5 Pair	@0.40	2.00	5	5		MP	CCD
126	2020-21			Supply of Plough Bullock	Badadengne li	3 Pair	@0.40	1.20	3	3		MP	CCD
127	2020-21			Supply of Plough Bullock	Patangpadar a	3 Pair	@0.40	1.20	3	3		MP	CCD
128	2020-21			Supply of Plough Bullock	Lakpadar	5 Pair	@0.40	2.00	5	5		MP	CCD
129	2020-21			Sub-Total				12.80					
130	2020-21		Market Link	Construction of Sale center of DKDCMCS, Parsali	36 villages	1 Nos	@3.00	3.00	2831	1197	1634	MP	CCD
131	2020-21			Sub-Total				3.00					
132	2020-21		Social Security	Renewal of JBY	36 villages	500	@0.005	2.50	500	250	250	MP	CCD
133	2020-21			Sub-Total				2.50					
134	2020-21		Promotion of SHG	Women SHG (MFF)	Gumma	2 group	@1.00	2.00	24		24	MP	OLM
135	2020-21			Loan linkage to SHG (Embroidery)	Dangamati	1 group	@1.00	1.00	10		10	MP	OLM
136	2020-21			Loan linkage to SHG (IGS)	Patangpadar a	1 group	@1.00	1.00	11		11	MP	OLM
137	2020-21			Loan linkage to SHG (IGS)	Lakpadar	1 group	@1.00	1.00	11		11	MP	OLM
138	2020-21			Exposure Visit of SHG	Gumma, Lakpadar, Dangmati	3nos	@0.25	0.75	6		6	MP	OLM

SI No	Years	Sectors	Sub-sectors	Annual Works Proposed (along with rates)	Name of Village / Hamlet where the proposed works is to be undertaken	Quantity (Where applicable eg. Housing roads etc.)	Unit Cost	Financial Target (Rs. In lakhs)	No. of PVTG Beneficiaries (Male & Female Separately where feasible)			Implementing Agency (State Govt./ UT Admb./ NGO)	Funding Agency
									Total	Male	Female		
I	II	III	IV	V	VI	VII	VIII	IX	X	XI	XII	XIII	XIV
139	2020-21			Awareness camp for SHG members	36 villages	2 Nos	@0.50	1.00	100		100	MP	OLM
140	2020-21			Sub-Total				6.75					
141	2020-21			Toal				147.01					
142	2020-21	Conservation of Culture		Maintenance & Management of Museum	Parsali	1 no	10.00 L.S	10.00	2831	1197	1634	MP	CCD
143	2020-21			Supply of costumes to Tribal dance troupes and musical instruments			2.00 L.S	2.00				MP	CCD
144	2020-21			Sponsoring of cultural troupes for participation at District / State / National level Programme like Dance Festival, Exhibition etc.			10.00 L.S.	10.00				MP	CCD
145	2020-21			Annual Tribal sports at Micro Project level to identify the sports			2.00 L.S	2.00				MP	Sports & Youth Service
146	2020-21			Exposure Visit to other Micro Project area			2.00 L.S	2.00				MP	CCD
147	2020-21			Documentation of prestile culture electronic / print mode			5.00 L.S.	5.00				MP & SCSTRTI	CCD
148	2020-21			Audio Visual Programme			2.00 L.S	2.00				MP & SCSTRTI	CCD
149	2020-21			Preservation & protection of sacred group (5 Villages in a cluster)			@2.00 per cluster	2.00				MP	CCD
150	2020-21			Repair of Sadar House	Dangamati	1 Nos	@1.00	1.00	141	55	86	MP	CCD
151	2020-21			Repair of Sadar House	Patangpadara	1 Nos	@1.00	1.00	43	17	26	MP	CCD
152	2020-21			Repair of Sadar House	Lakpadar	1 Nos	@1.00	1.00	141	55	86	MP	CCD
153	2020-21			Sub-Total				38.00					
154	2020-21	Capacity Building		Training to Dongria Kandha Girls on weaving of Embroidery works		20	@0.22	4.40	20		20	MP	OLM
155	2020-21			Masion Training to Dangria Kandha Youth		5	@0.24	1.20	5	5		MP	OLM

SI No	Years	Sectors	Sub-sectors	Annual Works Proposed (along with rates)	Name of Village / Hamlet where the proposed works is to be undertaken	Quantity (Where applicable eg. Housing roads etc.)	Unit Cost	Financial Target (Rs. In lakhs)	No. of PVTG Beneficiaries (Male & Female Separately where feasible)			Implementing Agency (State Govt./ UT Admb./ NGO)	Funding Agency
									Total	Male	Female		
I	II	III	IV	V	VI	VII	VIII	IX	X	XI	XII	XIII	XIV
156	2020-21			Driving Training		3	@0.23	0.69	3	3		MP	OLM
157	2020-21			Grafter Training		10	@0.17	1.70	10	10		MP	OLM
158	2020-21			Sub-Total				7.99					
159	2020-21	Project Management /NGO/ Institutional Mechanism & Monitoring / IEC / Publication		Engagement of Anthropologist, JAO/JHO/JSCO	36 Villages		@0.25	9.25				MP	OPELIP
160	2020-21			Administrative Charges				5.00				MP	OPELIP
161	2020-21			Remunerations of MPWS	Gumma,Rali ma, Panchukudi, Lakhapadara & Buduni	5 Nos	@0.05	3.00	170	82	88	MP	OPELIP
162	2020-21			Differential Remuneration of MPWS	Gumma,Rali ma, Panchukudi, Lakhapadara & Buduni	5 Nos	@0.01	0.60	170	82	88	MP	CCD
163	2020-21			Survey, Monitoring & Evaluation expenses				2.00				MP	CCD
164	2020-21			Transportation cost of Microproject (ASCO/JE & Micro Project Staff)				3.80				MP	CCD
165	2020-21			Office Management & Administrative Charges				5.00				MP	CCD
166	2020-21			Sub-Total				28.65					
167	2020-21			Grand Total				1010.48					







PART - VI

**ICCD Plan for Dangria Kandha, PVTG of D.K.D.A., Parsali, Rayagada for Five Year
(2015-16 to 2019-20)**

(Based on Priorities indicated in Part-V)

Sl. No.	Years	Sectors	Sub-sectors	Annual Works Proposed (along with rates)	Name of Village / Hamlet where the proposed works is to be	Quantity (Where	Unit Cost	Financial Target	No. of PVTG			Implementing Agency (State Govt./ UT Admb./
I	II	III	IV	V	VI	VII	VIII	IX	X	XI	XII	XIII
1	2016-17	Social Sectors	Education	Maintainance of Educational complex for Girls (Recurring) includes Mess charges, Boarding charges, Uniform, Coaching, Books, Stationaries, Health care, Annual sports, Incentives, Exposure visit	Kansur	250 Nos		48.80	250		250	M.P
				Maintainance of Educational complex for Girls (Non Recuring) includes repairing, colouring, supply of furnitures utensils etc				21.20				M.P
2				Remunartion ofTeaching & Non Teaching Staff of Girls Educational complex	Kansur	21 Nos		7.74	250		250	M.P
3				Differential Remunartion ofTeaching & Non Teaching Staff of Girls Educational Complex	Kansur	21 Nos		6.88	250		250	M.P
				Maintainance of Educational complex for Boys (Recurring) includes Mess charges, Boarding charges, Uniform, Coaching, Books, Stationaries, Health care, Annual sports, Incentives, Exposure visit				36.90				M.P
4				Maintainance of Educational complex for Boys (Non Recuring) includes repairing, colouring, supply of furnitures utensils etc	Kansur	250 Nos		33.10	250	250		M.P
5				Remunartion ofTeaching & Non Teaching Staff of BoysEducational complex	Kansur	21 Nos		14.62	250	250		M.P
8				Supply of RWM & grant to the student of Gyana Mandir	Lakpadar,Dangamati,Gumma,Bud uni,Panchkodi,Kadrakabandili and Railima	5 Nos	@0.20	1.00	72	33	39	M.P
9				Repair of Gayana Mandir	Panckudi, Railima	2 Nos	@1.00	2.00	72	33	39	M.P
				Sub-Total							172.24	

Sl. No.	Years	Sectors	Sub-sectors	Annual Works Proposed (along with rates)	Name of Village / Hamlet where the proposed works is to be	Quantity (Where	Unit Cost	Financial Target	No. of PVTG			Implementing Agency (State Govt./ UT Admb./
									Total	Male	Female	
10	2016-17	Social Sectors	Health & Nutrition	Organisation of Health Camps	36 Villages	12 Nos	@0.20	2.40	2832	1197	1835	H & FW / MP
11				Construction of Health Centre Building with maintenance and higher treatment of Patient	36 Villages	1	@60.00	60.00	2832	1197	1835	H & FW / MP
12				Mapping of Health, Nutrition & Social infrastructure in Micro Project Areas	36		LS	1.00				Micro Project (UNICEF Supported)
13				State Level Refresher of Key Micro Project Officials on community mobilization and immunization(2 days)		6	0.03	0.18				SCSTRTI (UNICEF Supported)
14				Project Level Refresher of Key Micro Project Officials on community mobilization and immunization(2days)		25	0.007	0.175				Micro Project (UNICEF Supported)
15				Monthly review of Micro Projects by the Collector		12	0.005	0.06				Micro Project (UNICEF Supported)
16				Reprinting of Sickle Cell School Health Card		100	0.0005	0.05				Micro Project (UNICEF Supported)
17				Yearly Sickle Cell Screening of all children (0-14Years)	36	200	0.001	0.20				MP

Sl. No.	Years	Sectors	Sub-sectors	Annual Works Proposed (along with rates)	Name of Village / Hamlet where the proposed works is to be	Quantity (Where)	Unit Cost	Financial Target	No. of PVTG			Implementing Agency (State Govt./ UT Admb./
									Total	Male	Female	
18				Half yearly third party monitoring of Programme Indicators , Sharing of findings and action plan finalisation	36		LS	0.50				MP (UNICEF Supported)
19				Health & Nutrition SITAN (Identification of endemic Diseases and Nutrition issues) of Microprojects	36		LS	4.00				Micro Project (UNICEF Supported)
20				Higher charges and cost of fuel of the Ambulance		1 no	@5.00	5.00				DKDA
				Sub-Total				73.57				
21	2016-17	Social Sector	Drinking Water & Sanitation	Installation of Tube well with Solar System and overhead tank	Panchukudi	1 No	@10.00	10.00	97	47	50	RWSS
22				Construction of spring based pipe water supplied	Panchukudi	1 No	@2.50	2.50	97	47	50	RWSS
23				Repair of spring based pipe water supplied	Sikapadara	1 No	@0.60	0.60	25	11	14	RWSS
24				Installation of Tube well	Paramali	1 No	@1.25	1.25	86	43	43	RWSS
25				Repair of Spring based pipe water	Tebapada	1 No	@0.60	0.60	81	27	54	RWSS
26				Installation of Tube well	Tebapada	1 No	@1.25	1.25	81	27	54	RWSS
27				Repair of Spring based pipe water	Kadrakabandeli	1 No	@1.00	1.00	187	75	112	RWSS
28				Supply of Pipe water with pump for tube well	Railima	1 No	@10.00	10.00	195	70	125	RWSS
29				Renovation of spring based pipe water supply	Uparmusudi	1 No	@3.00	3.00	72	32	40	RWSS
				Sub-Total				30.20				
				Total				276.01				

Sl. No.	Years	Sectors	Sub-sectors	Annual Works Proposed (along with rates)	Name of Village / Hamlet where the proposed works is to be	Quantity (Where	Unit Cost	Financial Target	No. of PVTG			Implementing Agency (State Govt./ UT Admb./
									Total	Male	Female	
30	2016-17	Social Sector	Housing	Construction of IAY House	Tebapada	8 Nos	@ 1.04	8.32	8	8		PR
31				Construction of IAY House	Talamusudi	3Nos	@ 1.04	3.12	3	3		PR
32				Construction of IAY House	Uparmusudi	3 Nos	@ 1.04	3.12	3	3		PR
33				Construction of IAYHouse	Parmaili	1 Nos	@ 1.04	1.04	1	1		PR
	Sub-Total							15.60				
34				Construction of village CC road with Drain system.	Panchukudi	100 Miter	@ 5.00	5.00	97	47	50	MP
35				Construction of village CC road with Drain system.	Sikapadara	100 Miter	@ 5.00	5.00	25	11	14	MP
36				Construction of village CC road with Drain system.	Paramali	100Miter	@ 5.00	5.00	86	43	43	MP
37				Construction of village CC road with Drain system.	Tebapada	100 Miter	@ 5.00	5.00	81	27	54	MP
38				Construction of village CC road with Drain system.	Kadrakabandeli	100 Miter	@ 5.0	5.00	187	75	112	MP
39				Construction of village CC road with Drain system.	Talamusudi	100 Miter	@ 5.00	5.00	39	13	26	MP
40				Construction of village CC road with Drain system.	Uppar musudi	100 Miter	@ 5.00	5.00	72	32	40	MP
41				Construction of road from Railima to water fall with CD work	Railima	1 Km	@ 25.00	25.00	195	70	125	RD
42				Construction of road from Railima to Tala Railima	Railima	1 Km	@ 5.00	5.00	195	70	125	RD

Sl. No.	Years	Sectors	Sub-sectors	Annual Works Proposed (along with rates)	Name of Village / Hamlet where the proposed works is to be	Quantity (Where)	Unit Cost	Financial Target	No. of PVTG			Implementing Agency (State Govt./ UT Admb./
									Total	Male	Female	
43	2016-17	Infrastructure	Connectivity	Construction of road from Karadapadar to Talamusudi with Ghatacutting and CD work	Talamusudi	2 Km	@30.00	60.00	39	13	26	RD
44				Construction of road from Tamksil to Parmali with CC road	Parmali	1 Km	@20.00	20.00	86	43	43	RD
45				Construction of road from Parmali to Tebapada with CD work	Tebapada	1 Km	@20.00	20.00	81	27	54	RD
46				Construction of road from Tebapada to Kadrak Bondeli with 5 CD work	Kadrabondeli	2 Km	@47	95.00	187	75	112	RD
47				Construction of road from Tebapada to Panchakudi with CD work	Panchakudi	2 Km	@0.25	50.00	97	47	50	RD
48				Construction of road from Sikapadar to Bariapada with CD work & Ghatacutting	Sikapadara	2 Km	@0.20	40.00	25	11	14	RD
49				Const.of Protection wall	Uppermusudi, Talamusudi, Railima, Sikapadar, Panchakudi, Tebapada, Kadara bondeli	800mtr	@5.00	40.00	418	126	292	RD
50				Improvement of Community Bathing Ghat & Steps in near by river & Bath Complex	Uppermusudi, Talamusudi, Railima, Sikapadar, Panchakudi, Tebapada, Kadara bondeli	20 Nos	@0.50	10.00	418	126	292	RD
	Sub-Total							400.00				

Sl. No.	Years	Sectors	Sub-sectors	Annual Works Proposed (along with rates)	Name of Village / Hamlet where the proposed works is to be	Quantity (Where	Unit Cost	Financial Target	No. of PVTG			Implementing Agency (State Govt./ UT Admb./
									Total	Male	Female	
51	2016-17	Infrastructure	Electrification	Supply of Solar Street Light with maintenance	Panchukudi	2 Nos	@0.50	1.00	97	47	50	OREDA / MP
52				Supply of Solar Street Light with maintenance	Sikapadara	1 No	@0.50	0.50	25	11	14	OREDA / MP
53				Supply of Solar Street Light with maintenance	Tevapada	2 Nos	@0.50	1.00	81	27	54	OREDA / MP
54				Supply of Solar Street Light with maintenance	Paramali	1 No	@0.50	0.50	86	43	43	OREDA / MP
55				Supply of Solar Street Light with maintenance	Kadrakabandeli	2 Nos	@0.50	1.00	187	75	112	OREDA / MP
56				Supply of Solar Street Light with maintenance	Railima	3 Nos	@0.50	1.50	195	70	125	OREDA / MP
57				Supply of Solar Street Light with maintenance	Talamusudi	1 No	@0.50	0.50	39	13	26	OREDA / MP
58				Supply of Solar Street Light with maintenance	Uparmusudi	1 No	@0.50	0.50	72	32	40	OREDA / MP
59				Electrification of village Tamaksil	Tamaksil	1 No	@10.00	10.00	72	33	39	South Co.
60				Electrification of village Paramali	Paramali	1 No	@10.00	10.00	86	43	43	South Co.
61				Electrification of village Tevapada	Tevapada	1 No	@10.00	10.00	87	27	54	South Co.
62				Electrification of village Panchakudi	Panchukudi	1 No	@10.00	10.00	97	47	50	South Co.
63				Electrification of village Kadrakabandeli	Kadrakabandeli	1 No	@10.00	10.00	187	75	112	South Co.
				Sub-Total						56.50		
	Total						472.10					

Sl. No.	Years	Sectors	Sub-sectors	Annual Works Proposed (along with rates)	Name of Village / Hamlet where the proposed works is to be	Quantity (Where)	Unit Cost	Financial Target	No. of PVTG			Implementing Agency (State Govt./ UT Admb./
									Total	Male	Female	
64	2016-17	Sustainable Livelihood Project	Irrigation	Construction of Diversion Wire with canal system at Panchukudi Nala	Panchukudi	1 No/ 50 mtr	@5.00	5.00	29	29		M.P
65				Construction of Diversion Wire with canal system at Railima Nala	Railima	1 No/ 50 mtr	@5.00	5.00	5	5		M.P
66				Construction of Diversion Wire with canal system at Talamusudi at Nala	Talamusudi	1 No/20 mtr	@3.00	3.00	7	7		M.P
67				Construction of Diversion Wire with Canal at Kadrakabandeli Nala	Kadrakabandeli	1 Nos	@10.00	10.00	10	10		M.P
	Sub-Total							23.00				
68	2016-17	Sustainable Livelihood Project	Land Development	Land Development	Panchukudi	10.00 Ac	@0.20	2.00	10	10		P.R.
69				Land Development	Sikapadara	6.00 Ac	@0.20	1.20	6	6		P.R.
70				Land Development	Paramali	10 Ac	@0.20	2.00	10	10		P.R.
71				Land Development	Tebapada	10 Ac	@0.20	2.00	10	10		P.R.
72				Land Development	Kadrakabandeli	5 Ac	@0.20	1.00	5	5		P.R.
73				Land Development	Railima	10 Ac	@0.20	2.00	10	10		P.R.
74				Land Development	Talamusudi	5 Ac	@0.20	1.00	5	5		P.R.
	Sub-Total							11.20				
75		Sustainable Livelihood Project	Horticulture	Mango Plantation with 3 yrs Maintenance	Panchukudi	14 Ac	@0.39	5.54	27	22	5	HORTICULTURE /DDH
76				Mango Plantation with 3 yrs Maintenance	Sikapadara	4 Ac	@0.39	1.58	8	6	2	HORTICULTURE /DDH
77				Mango Plantation with 3 yrs Maintenance	Paramali	9 Ac	@0.39	3.56	19	15	4	HORTICULTURE /DDH
78				Mango Plantation with 3 yrs Maintenance	Tebapada	4 Ac	@0.39	1.58	26	20	6	HORTICULTURE /DDH
79				Mango Plantation with 3 yrs Maintenance	Kadrakabandeli	11.25 Ac	@0.39	4.25	49	44	5	HORTICULTURE /DDH
80				Mango Plantation with 3 yrs Maintenance	Railima	11.25 Ac	@0.39	4.45	55	50	5	HORTICULTURE /DDH
81				Mango Plantation with 3 yrs Maintenance	Talamusudi	1.75 Ac	@0.39	0.69	10	8	2	HORTICULTURE /DDH
82				Mango Plantation with 3 yrs Maintenance	Uparmusudi	2 Ac	@0.39	0.79	18	15	3	HORTICULTURE /DDH
83				Orange/Lemon Plantation	Panchukudi	14	@0.34	4.78	27	22	5	HORTICULTURE /DDH
84				Orange/Lemon Plantation	Sikapadara	3 Ac	@0.34	1.02	8	6	2	HORTICULTURE /DDH
85				Orange/Lemon Plantation	Tebapada	9	@0.34	3.07	26	21	5	HORTICULTURE /DDH
86				Orange/Lemon Plantation	Kadrakabandeli	15	@0.34	5.11	49	44	5	HORTICULTURE /DDH

Sl. No.	Years	Sectors	Sub-sectors	Annual Works Proposed (along with rates)	Name of Village / Hamlet where the proposed works is to be	Quantity (Where)	Unit Cost	Financial Target	No. of PVTG			Implementing Agency (State Govt./ UT Admb./
									Total	Male	Female	
87	2016-17			Orange/Lemon Plantation	Uparmusudi	6	@0.34	2.04	18	12	6	HORTICULURE /DDH
88				Pineapple plantation with Stone Bonding	Panchukudi	5.00 Ac	@0.35	1.75	27	22	5	M.P
89				Pineapple plantation with Stone Bonding	Kadrakabandeli	8.00 Ac	@0.35	2.80	49	44	5	M.P
90				Banana Plantation	Panchukudi	3 Ac	@0.79	2.37	27	22	5	DDH
91				Banana Plantation	Sikapadara	2 Ac	@0.79	1.58	8	6	2	DDH
92				Banana Plantation	Tebapada	5 Ac	@0.79	3.95	26	22	4	DDH
93				Banana Plantation	Kadrakabandeli	5 Ac	@0.79	3.95	49	44	5	DDH
94				Banana Plantation	Uparmusudi	5 Ac	@0.79	3.95	18	12	6	DDH
95				Development of Horticulture Nursery at Parsali with const.of drain system	40 villages	1 Nos	@3.00	3.00	2831	1197	1634	MP
96				Turmeric Cultivation	Panchukudi	7.25 Ac	@0.33	2.37	27	22	5	MP
97				Turmeric Cultivation	Sikapadara	1.50 Ac	@0.33	0.49	8	6	2	MP
98				Turmeric Cultivation	Paramali	4.50 Ac	@0.33	1.47	19	14	5	MP
99				Turmeric Cultivation	Tebapada	4.50 Ac	@0.33	1.47	26	22	4	MP
100				Turmeric Cultivation	Kadrakabandeli	11.25 Ac	@0.33	3.69	49	44	5	MP
101				Turmeric Cultivation	Railima	11.25 Ac	@0.33	3.69	55	50	5	MP
102				Turmeric Cultivation	Talamusudi	1.75 Ac	@0.33	0.57	10	8	2	MP
103				Turmeric Cultivation	Uparmusudi	3.75 Ac	@0.33	1.23	18	12	6	MP
104				Zinger Cultivation	Panchukudi	7.25 Ac	@0.34	2.46	27	22	5	MP
105				Zinger Cultivation	Sikapadara	1.50 Ac	@0.34	0.51	8	6	2	MP
106				Zinger Cultivation	Paramali	4.50 Ac	@0.34	1.53	19	15	4	MP
107				Zinger Cultivation	Tebapada	4.50 Ac	@0.34	1.53	26	22	4	MP
108				Zinger Cultivation	Kadrakabandeli	11.25 Ac	@0.34	3.82	49	44	5	MP
109				Zinger Cultivation	Railima	11.25 Ac	@0.34	3.82	55	50	5	MP
110				Zinger Cultivation	Talamusudi	1.75 Ac	@0.34	0.59	10	8	2	MP

Sl. No.	Years	Sectors	Sub-sectors	Annual Works Proposed (along with rates)	Name of Village / Hamlet where the proposed works is to be	Quantity (Where	Unit Cost	Financia l Target	No. of PVTG			Implementing Agency (State Govt./ UT Admb./
									Total	Male	Female	
111				Zinger Cultivation	Uparmusudi	3.75 Ac	@0.34	1.27	18	15	3	MP
112				Constraction of Varming pit permanet stracture of size 30x8x2.5	Rai,lima, Tamkosil	2 nos	@2.00	2.00	2	2		MP
	Sub-Total							94.32				
113	2016-17	Sustainabl e Livelihood Project	Agriculture	Maize Demonstration	Panchukudi	2Ac	@0.02	0.04	2	2		AGRICULTURE
114				Maize Demonstration	Sikapadara	1 Ac	@0.02	0.02	1	1		AGRICUL.
115				Maize Demonstration	Paramali	3 Ac	@0.02	0.06	3	3		AGRICUL.
116				Maize Demonstration	Tebapada	3 Ac	@0.02	0.06	3	3		AGRICUL.
117				Maize Demonstration	Railima	3 Ac	@0.02	0.06	3	3		AGRICUL.
118				Maize Demonstration	Talamusudi	1 Ac	@0.02	0.02	1	1		AGRICUL.
119				Maize Demonstration	Uparmusudi	1 Ac	@0.02	0.02	1	1		AGRICUL.
120				Paddy Demonstration	Paramali	5 Ac	@0.03	0.15	5	5		AGRICUL.
121				Paddy Demonstration	Tebapada	3 AC	@0.03	0.09	3	3		AGRICUL.
122				Paddy Demonstration	Railima	5 AC	@0.03	0.15	5	5		AGRICUL.
123				Paddy Demonstration	Talamusudi	3 AC	@0.03	0.09	3	3		AGRICUL.
124				Supply of Agriculture Implement	Panchukudi	27 Nos	@0.05	1.45	27	27		M.P
125				Supply of Agriculture Implement	Sikapadara	6 Nos	@0.05	0.30	6	6		M.P
126				Supply of Agriculture Implement	Paramali	19 Nos	@0.05	1.14	19	19		M.P
127				Supply of Agriculture Implement	Tebapada	26 Nos	@0.05	1.56	26	26		M.P
128				Supply of Agriculture Implement	Railima	55 Nos	@0.05	3.30	55	50	5	M.P
129				Supply of Agriculture Implement	Talamusudi	10 Nos	@0.05	0.60	7	7		M.P
130				Supply of Agriculture Implement	Uparmusudi	18 Nos	@0.05	1.08	18	14	4	M.P
131				Supply of Agriculture Implement	Kadrakabandeli	49 Nos	@0.05	2.94	49	44	5	M.P
132				Improved ICDL Harhar Cultivation	5 villages	25 Acers	@0.02	0.50	25	25		DAO
133				Improved Raggi Cultivation	5 villages	20 Acers	@0.02	0.40	20	20		DAO
134	Intervention of scaling of Niger Cultivation intervention timely showing weed Management	7 village	30 Acers	@0.02	0.60	30	15	15	DAO			
	Sub-Total							14.63				

Sl. No.	Years	Sectors	Sub-sectors	Annual Works Proposed (along with rates)	Name of Village / Hamlet where the proposed works is to be	Quantity (Where	Unit Cost	Financial Target	No. of PVTG			Implementing Agency (State Govt./ UT Admb./
									Total	Male	Female	
135	2016-17	Sustainable Livelihood Project	Animal Husbandry	Organisation of Animal Health Camps and supply of live saving medicines	36 villages	4 Camp	@0.50	2.00				A & H
136				Construction of Motherchick unit centre at Railima	Railima	1 Nos	@3.00	3.00	15		15	MP
137				Supply of Plough Bullock	Sikapadara	2 Pair	@0.30	0.60	2	2		MP
138				Supply of Plough Bullock	Panchukudi	6 Pair	@0.30	1.80	6	6		MP
139				Supply of Plough Bullock	Paramali	5 Pair	@0.30	1.50	5	5		MP
140				Supply of Plough Bullock	Tebapada	3 Pair	@0.30	0.90	3	3		MP
141				Supply of Plough Bullock	Tebapada	3 Pair	@0.30	0.90	3	3		MP
142				Supply of Plough Bullock	Railima	5 Pair	@0.30	1.50	5	5		MP
143				Supply of Plough Bullock	Talamusudi	3 Pair	@0.30	0.90	3	3		MP
				Sub-Total							13.10	

Sl. No.	Years	Sectors	Sub-sectors	Annual Works Proposed (along with rates)	Name of Village / Hamlet where the proposed works is to be	Quantity (Where)	Unit Cost	Financial Target	No. of PVTG			Implementing Agency (State Govt./ UT Admb./
									Total	Male	Female	
144	2016-17	Sustainable Livelihood Project	Market Link	Extension of Advasi bazarshed	Parsali	1 Nos	@10.00	10.00	2831	1197	1634	MP
Sub-Total								10.00				
145	2016-17	Sustainable Livelihood Project	Social Security	Janasribhimayojana	All Village	727	@0.05	3.64	727			MP
Sub-Total								3.64				
146	2016-17	Sustainable Livelihood Project	Promotion of SHG	SHG (IGS) in Poultry	Panchukudi	1 group	@1.00	1.00	19		19	OLM / M.P
147				SHG (IGS) in MFP	Sikapadara	1 group	@1.00	1.00	10		10	OLM / M.P
148				SHG (Embroidery) & IGS	Kadrakabandeli	2 group	@2.00	2.00	20		20	OLM / M.P
149				Exposure Visit of SHG Members to other area	Panchukudi, Tebapada, Paramali, Railima, Talamusudi, Uparmusudi	6	@0.25	1.50	48		48	OLM / M.P
Sub-Total								5.50				
Total								175.39				
150		Conservation of Culture		Maintenance & Management of Museum	Parsali	1 no	10.00 L.S	10.00	2831	1197	1634	MP
151				Supply of costumes to Tribal dance troupes and musical instruments			2.00 L.S	2.00				MP
152				Sponsoring of cultural troupes for participation at District / State / National level Programme like Dance Festival, Exhibition etc.			10.00 L.S.	10.00				MP
153				Annual Tribal sports at Micro Project level to identify the sports			2.00 L.S	2.00				MP
154				Exposure Visit to other Micro Project area			2.00 L.S	2.00				MP
155				Development of folk literature (Supplementary and its publication)			2.00 L.S.	2.00				MP & ATLC
156				Documentation of prestile culture electronic / print mode			5.00 L.S.	5.00				MP & SCSTRTI
157				Audio Visual Programme			2.00 L.S	2.00				MP & SCSTRTI
158				Preservation & protection of sacred group (5 Villages in a cluster)			@2.00 per cluster	2.00				MP & SCSTRTI
159	2016-17			Repairing of Community Center	Panchukudi	1 Nos	@1.00	1.00	97	47	40	M.P
160				Repairing of Community Center	Sikapadara	1 Nos	@1.00	1.00	25	11	14	M.P
161				Repairing of Community Center	Paramali	1 Nos	@1.00	1.00	86	43	43	M.P
162				Repairing of Community Center	Tebapada	1 Nos	@1.00	1.00	81	27	54	M.P
163				Repairing of Community Center	Kadrakabandeli	1 Nos	@1.00	1.00	187	75	112	M.P

Sl. No.	Years	Sectors	Sub-sectors	Annual Works Proposed (along with rates)	Name of Village / Hamlet where the proposed works is to be	Quantity (Where)	Unit Cost	Financial Target	No. of PVTG			Implementing Agency (State Govt./ UT Admb./
									Total	Male	Female	
164				Repairing of Community Center	Railima	1 Nos	@ 1.00	1.00	195	70	125	M.P
165				Construction of Community center	Talamusudi	1 Nos	@ 3.00	3.00	39	13	26	M.P
166				Construction of visiter rest shed at Railima Water fall & dance pandal	Railima	1 No	@ 7.00	7.00	195	70	125	M.P
167				Construction of Craft Center	Parsali	1	@ 50.00	50.00				M.P
				Sub-Total				103.00				
168	2016-17	Capacity Building		Mason Training / Driving etc.	Panchukudi	3 Nos	@ 1.00	1.00	3			OLM / M.P
169				Training to Dongria Kandha youth on Bamboo Craft and Khali Stitching & Traditional Textile Kapadaganda	3 Villages	3 Nos	@ 1.00	3.00	30	30		OLM / M.P
170				Awerness Camp for diferent Activities	36 villages	1	@ 20.00	0.20				OLM / M.P
				Sub-Total				4.20				
171		Project Management & Institutional Mechanism		Engagement of Anthropologist, JAO/JHO/JSCO & JE	36 Villages		@ 0.25	9.00				MP
6				Remurations of MPW of Gyana Mandira	Gumma,Ralima,Panchukudi,Kadra kabandili,Dangamati,Lakhapadara & Buduni	5 Nos	@ 0.05	3.00	170	82	88	M.P
7				Differential Remuneration of MPWS	Gumma,Ralima,Panchukudi,Kadra kabandili,Dangamati,Lakhapadara & Buduni	5 Nos	@ 0.01	0.60	170	82	88	M.P
				Survey, Monitoring & Evaluation expenses				2.00				
				Transportation cost of Microproject (ASCO/JE & Micro Project Staff)				3.80				
				Office Management & Administrative Charges				5.00				
				Sub-Total				23.40				
		Grand Total						1054.10				

Special Officer
D.K.D.A., Patna

Funding Agency
XIV
MoTA
MoTA
MoTA
CCD
CCD
CCD
CCD
CCD
CCD

Funding Agency
H&FW
H&FW
UNICEF(H&FW)
UNICEF(H&FW)
UNICEF(H&FW)
UNICEF(H&FW)
UNICEF(H&FW)
CCD

[illegible]

Funding Agency
PR DEPTT.
PR DEPTT.
PR DEPTT.
PR DEPTT.
CCD
Article 275(I)
Article 275(I)
Article 275(I)
CCD
CCD
CCD
RD Dept.
RD Dept.

Funding Agency
RD Dept.
RD Dept.
RD Dept.
RD Dept.
RD Dept.
RD Dept.
RD Dept.
RD Dept.

[illegible]

[illegible]

[illegible]

Funding Agency
CCD
CCD
AGRICULTURE
AGRICULTURE
AGRICULTURE
AGRICULTURE
AGRICULTURE
AGRICULTURE
AGRICULTURE
AGRICULTURE
AGRICULTURE
AGRICULTURE
AGRICULTURE
AGRICULTURE
AGRICULTURE
CCD
CCD
CCD
CCD
CCD
CCD
CCD
CCD
CCD
AGRICULTURE
AGRICULTURE
AGRICULTURE

Funding Agency
A & H
CCD
CCD
CCD
CCD
CCD
CCD
CCD
CCD

[illegible]

Funding Agency
CCD
CCD
CCD
CCD
CCD
PR DEPTT.
PR DEPTT.
PR DEPTT.
OPELIP
OPELIP
CCD
CCD
CCD
CCD

cer
rsali

PART - VI

ICCD Plan for Dangaria Kandha, PVTG of D.K.D.A., Parsali, Rayagada for Five Year

Sl. No.	Years 2017-18	Sectors	Sub-sectors	Annual Works Proposed (along with rates)	Name of Village / Hamlet where	Quantity (Where	Unit Cost	Financial Target	No. of PVTG			Implementing Agency
									Total	Male	Female	
I	II	III	IV	V	VI	VII	VIII	IX	X	XI	XII	XIII
1	2017-18	Social Sectors	Education	Maintenance of Educational complex for Girls (Recurring) includes Mess charges, Boarding charges, Uniform, Coaching, Books, Stationaries, Health care, Annual sports, Incentives, Exposure visit	Kansur	250 Nos		54.00	250		250	M.P
				Maintenance of Educational complex for Girls (Non Recuring) includes repairing, colouring, supply of furnitures utensils etc	Kansur	250 Nos		16.00	250		250	M.P
2				Remunartion ofTeaching & Non Teaching Staff of Girls Educational complex	Kansur	21 Nos		8.52	250		250	M.P
3				Differential Remunartion of Teaching & Non Teaching Staff of Girls Educational complex	Kansur	21 Nos		7.57	250		250	M.P
4				Maintenance of Educational complex for Boys (Recurring) includes Mess charges, Boarding charges, Uniform, Coaching, Books, Stationaries, Health care, Annual sports, Incentives, Exposure visit	Kansur	250 Nos		54.00	250	250		M.P
				Maintenance of Educational complex for Boys (Non Recuring) includes repairing, colouring, supply of furnitures utensils etc	Kansur	250 Nos		16.00	250	250		M.P
5				Remunartion of Teaching & Non Teaching Staff of BoysEducational complex	Kansur	21 Nos		16.09	250	250		M.P
8				Supply of RWM & grant to the student of Gyana Mandir	Lakpadar,Gumma, Buduni,Panchkodi, and Railima	5 Nos	@0.10	0.50	72	33	39	MP
	Sub-Total							172.68				

Sl. No.	Years 2017-18	Sectors	Sub-sectors	Annual Works Proposed (along with rates)	Name of Village / Hamlet where	Quantity (Where	Unit Cost	Financial Target	No. of PVTG			Implementing Agency
									Total	Male	Female	
9	2017-18	Social Sectors	Health & Nutrition	Hire & fuel charges of Ambulance	36 Villages	1	@0.30	3.60				H & FW / MP
10				Organization Health camp	36 Villages	12 camp	@0.20	2.40	2831			H & FW / MP
11				State Level Refresher of Key Officials Micro Project on General Health & Nutrition Programmes (2 days)		6	@0.03	0.18				SCSRTI (UNICEF Supported)
12				Project Level Refresher of officials & other Functionaries of Micro Project on General Health & Nutrition Programmes(2 days)		25	0.007	0.175				Micro Project (UNICEF Supported)
13				Monthly review of Micro Projects by the Collector		12	0.005	0.06				Micro Project (UNICEF Supported)
14				Reprinting of Sick Cell School Health Card		100	0.0005	0.05				Micro Project (UNICEF Supported)
15				Yearly Sick Cell Screening of all children (0-14Years)	36	200	0.001	0.20				MP
16				Half Yearly Third Party Monitoring of Programme Indicators , Sharing of findings and action plan finalisation	36		LS	0.50				Micro Project (UNICEF Supported)
17		Social Sectors	Health & Nutrition	Project level training on Innovative communication IPC tools for Improving Infant & Young child Feeding Practices (Orientation of Front Line Workers on Counselling techniques and child Feeding Practices).-2 days		30	0.007	0.21				Micro Project (UNICEF Supported)
	Sub-Total							7.38				
18			Drinking	Supply of water from tube well with solar motor	Kansur	1 Nos	@6.00	6.00	84	28	56	RWSS
19				Supply of water from tube well with solar motor	Bhaleri	1 Nos	@6.00	6.00	11	56		RWSS

Sl. No.	Years 2017-18	Sectors	Sub-sectors	Annual Works Proposed (along with rates)	Name of Village / Hamlet where	Quantity (Where	Unit Cost	Financial Target	No. of PVTG			Implementing Agency
									Total	Male	Female	
20	2017-18	Social Sectors	Drinking Water & Sanitation	Repair of spring based pipe water supply	Tuta	1 Nos	@1.00	1.00	93	38	55	RWSS
21				Repair of spring based pipe water supply	Parsali	1 Nos	@1.00	1.00	70	32	39	RWSS
22				Repair and Extension of pipe water to Pakeri	Pakeri	1 Nos	@1.00	1.00	278	106	172	RWSS
	Sub-Total							15.00				
	Total							195.06				
23	2017-18	Social Sectors	Housing	Construction of IAY House	Tuta	6 Nos	@1.04	6.24	6	6		PR
24				Construction of IAY House	Pakeri	7 Nos	@1.04	7.28	7	7		PR
	Sub-Total							13.52				
25	2017-18	Social Sectors	Connectivity	Road from Parsali to S.Dengeneli with CD work with ghat cutting	Parsali	2 Km	@20.00	40.00	121	65	56	RD
26				Road from Parsali to Tuta with CD work	Tuta	3 Km	@20.00	60.00	93	38	55	RD
27				Road from Patalamba to Tolua with CD work and Ghatcutting	Tolua	3 Km	@20.00	60.00	12	5	7	RD
28				Road from S.Dengeneli to Pakeri via Nirgundi with CD work	S.Dengeneli to Pakeri via Nirgundi	4 Km earth work 21 CD work, Metal & Blacktape	@0.20	80.00	278	106	172	RD
29				Construction of village CC road with drain	Talua	100mtr	@5.00	5.00	12	5	7	MP
30				Construction of village CC road with drain	Tuta	100 Mt	@5.00	3.00	93	38	55	MP
31				Construction of CC road	Pakeri	300 mt	@5.00	15.00	278	106	172	RD
32				Construction of Village CC Road	Kaltipadara	200 Mt	@5.00	10.00	15	6	9	RD
33				Const.of Protection wall	Kansur,Parsali, Bhaleri, Tuta, Pakeri, Kaltipadar	6 Nos	@0.10	60.00	84	28	56	RD

Sl. No.	Years 2017-18	Sectors	Sub-sectors	Annual Works Proposed (along with rates)	Name of Village / Hamlet where	Quantity (Where	Unit Cost	Financial Target	No. of PVTG			Implementin g Agency
									Total	Male	Female	
34				Link road from Bhaleri to Tuta with ghat cutting	Bhaleri	1 Km	@20.00	20.00	11	5	6	RD
	Sub-Total							353.00				
35	2017-18	Infrastruct ure	Electrifica tion	Internal wiring of Dangaria House	Patalomba	18 Nos	@0.10	1.80	18	15	3	South Co
36				Internal electrification of Dangaria house	Kansur	18 Nos	@10.00	1.80	18	14	4	South Co
37				Internal electrification of Dangaria house	Parsali	17 Nos	@10.00	1.70	17	12	5	South Co
38				Supply of Solar light with maintenance	Talua	1 Nos	@0.50	0.50	4	3	1	OREDA / MP
39				Solar Street light	Bhaleri	1 Nos	@0.50	0.50	8	4	4	MP/ OREDA
40				Supply of Solar Street light with maintenance	Tuta	1 Nos	@0.50	0.50	17	12	5	MP/ OREDA
41				Supply of Solar street light with maintenance	Pakeri	4 Nos	@0.50	1.50	64	50	14	MP/ OREDA
42				Supply of Solar street Light with mantiance	Kaltipadara	1 No	@0.50	0.50	3	2	1	MP/ OREDA
	Sub-Total							8.80				
	Total							375.32				
43	2017-18	Sustainabl e Livelihood Project	Irrigation	Repair of canal at Kansur	Kansur	400 mtrs	@1.25	5.00	14	9	5	MP
44				Repair of D/W at Tuta and construction of cancal system	Tuta	1 No	@5.00	5.00	17	12	5	MP
45				Repair of D/W at Parsali and construction of cancal system	Parsali	1 No	@5.00	5.00	13	8	5	MP
46				Construction of D/W with cancal (200 mtr)	Pakeri	1 No	@5.00	5.00	15	10	5	MP
47				Construction of D/W at Parsali Nursery	Parsali	1 No	@6.00	6.00	15	10	5	MP
	Sub-Total							26.00				
48	2017-18	Sustainabl e Livelihood	Land Developm ent	Land Development	Patalomba	15 Ac	@0.20	3.00	15	15		PR
49				Land Development	Talua	4.00 Ac	@0.20	0.80	4	4		PR
50				Land Development	Kansur	10 Ac	@0.20	2.00	10	10		PR
51				Land Development	Bhaleri	2 Ac	@0.20	0.40	2	2		PR

Sl. No.	Years 2017-18	Sectors	Sub-sectors	Annual Works Proposed (along with rates)	Name of Village / Hamlet where	Quantity (Where	Unit Cost	Financial Target	No. of PVTG			Implementing Agency
									Total	Male	Female	
52		Project		Land development in 7.00 Ac	Tuta	7 Ac	@0.20	1.40	7	7		PR
53				Land developmet	Parsali	10.00 Ac	@0.20	2.00	10	10		PR
54				Land developmet	Pakeri	10.00 Ac	@0.20	2.00	10	10		PR
	Sub-Total							11.60				
55				Mango Plantation with 3 years Maintenance	Patalomba	9.00	@0.39	3.56	18	15	3	DDH
56				Mango Plantation with 3 years Maintenance	Talua	2.50	@0.39	0.99	5	4	1	DDH
57				Mango Plantation with 3 years Maintenance	Kansur	9.00	@0.39	3.56	18	15	3	DDH
58				Mango Plantation with 3 years Maintenance	Bhaleri	2.00	@0.39	0.79	4	3	1	DDH
59				Mango Plantation with 3 years Maintenance	Tuta	11.5	@0.39	4.55	23	17	6	DDH
60				Mango Plantation with 3 years Maintenance	Parsali	8.50	@0.39	3.36	17	12	5	DDH
61				Mango Plantation with 3 years Maintenance	Pakeri	32.00	@0.39	12.65	64	50	14	DDH
62				Mango Plantation with 3 years Maintenance	Kaltipadara	1.50	@0.39	0.59	3	3	1	DDH
63				Mango Plantation with 3 years Maintenance	Tentulipadar	4.5	@0.39	1.78	9	7	2	DDH
64				Mango Plantation with 3 years Maintenance	Buduni	10.00	@0.39	3.96	20	15	5	DDH
65				Mango Plantation with 3 years Maintenance	Tadamui	3.00 Ac	@0.39	1.19	6	5	1	DDH
66				Mango Plantation with 3 years Maintenance	Chatikona	8.00 Ac	@0.39	3.16	16	12	4	DDH
67				Mango Plantation with 3 years Maintenance	Bemberi	4.50	@0.39	1.78	9	7	2	DDH
68				Mango Plantation with 3 years Maintenance	Kurusumui	8.5	@0.39	3.36	17	12	5	DDH
69				Mango Plantation with 3 years Maintenance	Bangapadi	7.5	@0.39	2.97	15	10	5	DDH

Sl. No.	Years 2017-18	Sectors	Sub-sectors	Annual Works Proposed (along with rates)	Name of Village / Hamlet where	Quantity (Where	Unit Cost	Financial Target	No. of PVTG			Implementing Agency
									Total	Male	Female	
70	2017-18	Sustainable Livelihood Project	Horticulture	Mango Plantation with 3 years Maintenance	Tamaksila	9.5	@0.39	3.76	19	15	4	DDH
71				Orange/Lemon Plantation	Patalomba	9.00	@0.34	3.07	18	13	5	DDH
72				Orange/Lemon Plantation	Kansur	9.00	@0.34	3.07	18	13	5	DDH
73				Orange/Lemon Plantation	Bhaleri	2.00	@0.34	0.68	4	3	1	DDH
74				Orange/Lemon Plantation	Tuta	11.50	@0.34	3.92	23	18	5	DDH
75				Orange/Lemon Plantation	Parsali	8.50	@0.34	2.90	17	12	5	DDH
76				Orange/Lemon Plantation	Pakeri	32.00	@0.34	6.33	64	50	14	DDH
77				Orange/Lemon Plantation	Tentulipadar	4.5	@0.34	1.54	9	7	2	DDH
78				Orange/Lemon Plantation	Buduni	10.00	@0.34	3.11	20	15	5	DDH
79				Orange/Lemon Plantation	Tadamui	2.00	@0.34	0.68	6	4	2	DDH
80				Orange/Lemon Plantation	Kurusumui	7.00	@0.34	2.39	17	12	5	DDH
81				Orange/Lemon Plantation	Bangapadi	7.5	@0.34	2.56	15	10	5	DDH
82				Orange/Lemon Plantation	Tamaksila	7.00	@0.34	2.39	19	15	4	DDH
83				Orange/Lemon Plantation	Kaltipadara	1.5	@0.34	0.51	3	2	1	DDH
84				Cashew Plantation	Talua	2.50	@0.09	0.24	5	4	1	M.P
85				Cashew Plantation	Kansur	9.00	@0.09	0.87	18	13	5	M.P
86				Cashew Plantation	Tuta	11.5	@0.09	1.11	23	18	5	M.P
87				Cashew Plantation	Parsali	8.50	@0.09	0.83	17	12	5	M.P
88				Banana Plantation	Tuta	3.00 Ac	@0.79	2.37	23	18	5	DDH
89				Banana Plantation	Pakeri	15.00	@0.79	5.25	64	50	14	DDH
90				Banana Plantation	Kaltipadara	1 Ac	@0.79	0.79	3	2	1	DDH
91				Banana Plantation	Bangapadi	3 Ac	@0.79	2.37	15	10	5	DDH
92				Banana cultivation	Railima, Sana Dengeneli	2.5	@0.65	0.65	5	5		DDH
93				Pineapple plantation with stone bonding	Pakeri	20.00	@0.35	60.00	64	50	14	DDH
94				Pineapple with stone bonding	Bangapadi	5.00 Ac	@0.35	1.50	15	10	5	DDH
95				Pineapple with stone bonding	Tentulipadar	5.00 Ac	@0.35	1.50	9	7	2	DDH

Sl. No.	Years 2017-18	Sectors	Sub-sectors	Annual Works Proposed (along with rates)	Name of Village / Hamlet where	Quantity (Where	Unit Cost	Financial Target	No. of PVTG			Implementing Agency
									Total	Male	Female	
96				Pineapple cultivation	Kadrabondili, Pakeri	2.5	@0.88	0.88	5	5		DDH
97				Development of Horticulture Nursery	36 Villages	1 Nos	@1.50	1.50	2831	1197	1634	M.P
98				Zinger Cultivation	Patalomba	4.50 Ac	@0.34	1.53	18	13	5	MP
99				Zinger Cultivation	Talua	1.25	@0.34	0.43	5	4	1	MP
100				Zinger Cultivation	Kansur	4.50	@0.34	1.53	18	13	5	MP
101				Zinger Cultivation	Bhaleri	1.00	@0.34	0.34	4	3	1	MP
102				Zinger Cultivation	Tuta	5.75	@0.34	1.96	23	18	5	MP
103				Zinger Cultivation	Parsali	4.25	@0.34	1.45	17	12	5	MP
104				Zinger Cultivation	Pakeri	16.00	@0.34	5.44	64	50	14	MP
105				Zinger Cultivation	Kaltipadara	0.75	@0.34	0.26	3	2	1	MP
106				Zinger Cultivation	Tentulipadar	2.25	@0.34	0.77	9	7	2	MP
107				Zinger Cultivation	Tadamui	1.5	@0.34	0.51	6	4	2	MP
108				Zinger Cultivation	Chatikona	4	@0.34	1.36	16	12	4	MP
109				Zinger Cultivation	Bemberi	2.25	@0.34	0.77	9	7	2	MP
110				Zinger Cultivation	Kurusumui	4.25	@0.34	1.45	17	12	5	MP
111				Zinger Cultivation	Bangapadi	3.75	@0.34	1.28	15	10	5	MP
112				Zinger Cultivation	Tamaksila	4.75	@0.34	1.62	19	14	5	MP
113				Turmeric Cultivation	Patalomba	4.50 Ac	@0.33	1.47	18	13	5	MP
114				Turmeric Cultivation	Talua	1.25	@0.33	0.41	5	4	1	MP
115				Turmeric Cultivation	Kansur	4.50	@0.33	1.48	18	13	5	MP
116				Turmeric Cultivation	Bhaleri	1.00	@0.33	0.33	4	3	1	MP
117				Turmeric Cultivation	Tuta	5.75	@0.33	1.88	23	18	5	MP
118				Turmeric Cultivation	Parsali	4.25	@0.33	1.39	17	12	5	MP
119				Turmeric Cultivation	Pakeri	16.00	@0.33	5.25	64	50	14	MP
120				Turmeric Cultivation	Kaltipadara	0.75	@0.33	0.25	3	2	1	MP
121				Turmeric Cultivation	Tentulipadar	2.25	@0.33	0.74	9	7	2	MP
122				Turmeric Cultivation	Tadamui	1.5	@0.33	0.49	6	4	2	MP
123				Turmeric Cultivation	Chatikona	4	@0.33	1.31	16	12	4	MP
124				Turmeric Cultivation	Bemberi	2.25	@0.33	0.74	9	7	2	MP
125				Turmeric Cultivation	Kurusumui	4.25	@0.33	1.39	17	12	5	MP
126				Turmeric Cultivation	Bangapadi	3.75	@0.33	1.23	15	10	5	MP
127				Turmeric Cultivation	Tamaksila	4.75	@0.33	1.56	19	14	5	MP

Sl. No.	Years 2017-18	Sectors	Sub-sectors	Annual Works Proposed (along with rates)	Name of Village / Hamlet where	Quantity (Where	Unit Cost	Financial Target	No. of PVTG			Implementing Agency
									Total	Male	Female	
128				Costruction of Varming pit permanet stracture of size 30x8x2.5	Chatikona, Buduni	2 nos	@1.00	2.00	2	2		DDH
	Sub-Total							207.64				
129	2017-18	Sustainable Livelihood Project	Agriculture	Paddy Demonstration	Pakeri	5.00 Ac	@0.03	0.15	5	5		DDA
130				Paddy Demonstration	Buduni	5 .00 Ac	@0.03	0.15	5	5		DDA
131				Paddy Demonstration	Tamaksila	5 .00 Ac	@0.03	0.15	5	5		DDA
132				Maize Demonstration	Pakeri	5.00 Ac	@0.02	0.10	57	57		DDA
133				Maize Demonstration	Kaltipadara	2.00 AC	@0.02	0.04	3	3		DDA
134				Maize Demonstration	Tentulipadar	1 Ac	@0.02	0.02	11	11		DDA
135				Maize Demonstration	Buduni	2 Ac	@0.02	0.04	15	15		DDA
136				Maize Demonstration	Tadamui	1 Ac	@0.02	0.02	5	5		DDA
137				Maize Demonstration	Chatikana	1 Ac	@0.02	0.02	17	17		DDA
138				Maize Demonstration	Bemberi	1 Ac	@0.02	0.02	10	10		DDA
139				Maize Demonstration	Kurusumui	3 .00 Ac	@0.02	0.09	14	14		DDA
140				Maize Demonstration	Tamaksila	3 .00 Ac	@0.02	0.09	15	15		DDA
141				Improved ICDL Arhar Cultivation	5 villages	25 Acers	@0.02	0.50	25	25		DDA
142				Improved Raggi Cultivation	5 villages	20 Acers	@0.02	0.40	20	20		DDA
143				Intervention of scaling of Niger Cultivation intervention timely showing weed management	7 village	30 Acers	@0.02	0.60	30	30		DDA
	Sub-Total							2.39				
144				Poultry farm at Kansur (SHG)	Kansur	1 Nos	@1.00	1.00	12		12	OLM / MP
145				Supply of Plough Bullock	Patalomba	3 Pair	@0.30	0.90	3	3		MP
146				Supply of Plough Bullock	Talua	2 Pair	@0.30	0.60	2	2		MP
147				Supply of Plough Bullock	Kansur	5Pair	@0.30	1.50	5	5		MP

Sl. No.	Years 2017-18	Sectors	Sub-sectors	Annual Works Proposed (along with rates)	Name of Village / Hamlet where	Quantity (Where	Unit Cost	Financial Target	No. of PVTG			Implementing Agency
									Total	Male	Female	
148	2017-18	Sustainable Livelihood Project	Animal Husbandry	Supply of Plough Bullock	Bhaleri	2 Pair	@0.30	0.60	2	2		MP
149				Supply of Plough Bullock	Tuta	5 Pair	@0.30	1.50	5	5		MP
150				Supply of Plough Bullock	Parsali	5 Pair	@0.30	1.50	5	5		MP
151				Supply of Plough Bullock	Pakeri	5 Pair	@0.30	1.50	5	5		MP
152				Supply of Plough Bullock	Tentulipadar	4 Pair	@0.30	1.20	4	4		MP
153				Supply of Plough Bullock	Buduni	5 Pair	@0.30	1.50	5	5		MP
154				Supply of Plough Bullock	Tadamui	2 Pair	@0.30	0.60	2	2		MP
155				Supply of Plough Bullock	Chatikona	5 Pair	@0.30	1.50	5	5		MP
156				Supply of Plough Bullock	Kurusumui	4 Pair	@0.30	1.20	4	4		MP
157				Supply of Plough Bullock	Bangapadi	2 Pair	@0.30	0.60	2	2		MP
158				Supply of Plough Bullock	Tamaksila	5 Pair	@0.30	1.50	5	5		MP
159				Supply of Plough Bullock	Bemberi	5 Pair	@0.30	1.50	5	5		MP
	Sub-Total							18.70				
160	2017-18	Sustainable Livelihood Project	Market Link	Construction of Godam cum Sale Center of DKDCMCS Ltd., Parsali	Parsali	1	@50.00	50.00	727	-	-	MP
	Sub-Total				-			50.00				
161	2017-18	Sustainable Livelihood Project	Promotion of SHG	Exposure Visit of SHG	Patalomba, Kansur, Tuta, Parsali	4 nos	@0.25	1.00	40		40	OLM / MP
162				Women SHG under income generating activities	Patalomba	1 group	@1.00	1.00	10		10	OLM / MP
163				Loan to women SHG	Kansur	2 group	@1.00	2.00	25		25	OLM / MP
164				Loan to women SHG	Tuta	1 group	@1.00	1.00	12		12	OLM / MP
165				Loan to women SHG	Parsali	1 group	@1.00	1.00	12		12	OLM / MP

Sl. No.	Years 2017-18	Sectors	Sub-sectors	Annual Works Proposed (along with rates)	Name of Village / Hamlet where	Quantity (Where	Unit Cost	Financial Target	No. of PVTG			Implementing Agency
									Total	Male	Female	
166		Project		Man SHG (firm mechanisms society)	Parsali	1 group	@1.00	1.00	10		10	OLM / MP
167				Women SHG (2)	Pakeri	2 group	@1.00	2.00	40		40	OLM / MP
168				Man SHG	Pakeri	1 group	@1.00	1.00	12		12	OLM / MP
169				Awareness camp for SHG members	All SHG	2 Camps	@0.25	0.50	110		110	OLM / MP
	Sub-Total							10.50				
	Total							326.83				
170		Conservation of Culture		Maintenance & Management of Museum	Parsali	1 no	10.00 L.S	10.00	2831	1197	1634	MP
171				Supply of costumes to Tribal dance troupes and musical instruments			2.00 L.S	2.00				MP
172				Sponsoring of cultural troupes for participation at District / State / National level Programme like Dance Festival, Exhibition etc.			10.00 L.S.	10.00				MP
173				Annual Tribal sports at Micro Project level to identify the sports			2.00 L.S	2.00				MP
174				Exposure Visit to other Micro Project area			2.00 L.S	2.00				MP
175				Development of folk literature (Supplementary and its publication)			2.00 L.S.	2.00				MP & ATLC
176				Documentation of prestile culture electronic / print mode			5.00 L.S.	5.00				MP & SCSTRTI
177				Audio Visual Programme			2.00 L.S	2.00				MP & SCSTRTI
178				Preservation & protection of sacred group (5 Villages in a cluster)		3 Cluster	@2.00 per cluster	6.00				MP
179	2017-18			Repairing of Sadarghar	Patalomba	1 Nos	@2.00	2.00	18	13	5	MP
180				Repairing of Sadarghar	Kansur	1 Nos	@2.00	2.00	14	9	5	MP
181				Construction of Sadarghar	Bhaleri	1 Nos	@5.00	5.00	11	5	6	MP
182				Repairing of Sadarghar	Tuta	1 Nos	@2.00	2.00	93	38	55	MP
183				Repairing of Sadarghar	Parsali	1 Nos	@2.00	2.00	70	31	39	MP

Sl. No.	Years 2017-18	Sectors	Sub-sectors	Annual Works Proposed (along with rates)	Name of Village / Hamlet where	Quantity (Where	Unit Cost	Financial Target	No. of PVTG			Implementin g Agency			
									Total	Male	Female				
184				Construction of Ghatakudi	Parsali	1 Nos	@2.00	2.00	70	31	39	MP			
185				Construction of Community center	Pakeri	1 Nos	@5.00	5.00	278	106	172	MP			
186				Repairing of Sadarghar	Kaltipadara	1 Nos	@2.00	2.00	15	6	9	MP			
187				Development of Tourism Site at Nirgundi	1 Village		@10.00	10.00				MP			
	Sub-Total							73.00							
188		Capacity Building Training		Training to Dongria Kandha youth on Horticulture and Herbal Medicine	36 Villages	2 nos	@2.00	4.00	20	20		OLM / MP			
189				Training to Dangria Kandha Youth on Plumber		4 nos	@0.16	0.64	4	4		OLM / MP			
190				Mason Training to Dangria Kandh Youth		10nos	@0.24	2.40	10	10		OLM / MP			
191				Driver Training		4nos	@0.23	0.92	4	4		OLM / MP			
	Sub-Total							7.96							
192		Project Management & Institutional Mechanism		Engagement of Anthropologist, JAO/JHO/JSCO	36 Villages		@0.25	9.25				MP			
6				Remuneration of MPWS	Gumma,Ralima, Panchukudi, Lakhapadara & Buduni	5 Nos	@0.05	3.00	170	82	88	M.P			
7				Differential Remunartion of MPWS	Gumma,Ralima, Panchukudi, Lakhapadara & Buduni	5 Nos	@0.01	0.60	170	82	88	MP			
				Survey, Monitoring & Evaluation expenses				2.00							
				Transportation cost of Microproject (ASCO/JE & Micro Project Staff)				3.80							
				Office Management & Administrative Charges				5.00							
				Sub-Total							23.65				
				Grand Total							1001.82				

Sl. No.	Years 2017-18	Sectors	Sub-sectors	Annual Works Proposed (along with rates)	Name of Village / Hamlet where	Quantity (Where	Unit Cost	Financial Target	No. of PVTG			Implementin g Agency
									Total	Male	Female	

D.K.D.

Funding Agency
XIV
MOTA
MOTA
MOTA
CCD
CCD
CCD
CCD
CCD

Funding Agency
H&FW
H&FW
UNICEF(H&FW
UNICEF(H&FW
UNICEF(H&FW
UNICEF(H&FW
CCD
UNICEF(H&FW
UNICEF(H&FW
WR Dept.
WR Dept.

Funding Agency
WR Dept.
WR Dept.
WR Dept.
PR Dept.
PR Dept.
RD Dept.
RD Dept.
RD Dept.
RD Dept.
CCD
CCD
RD Dept.
RD Dept.
RD Dept.

Funding Agency
RD Dept.
Energy Deptt.
Energy Deptt.
Energy Deptt.
CCD
CCD
CCD
CCD
CCD
CCD
CCD
CCD
CCD
CCD
PR Dept.
PR Dept.
PR Dept.
PR Dept.

[illegible]

[illegible]

[illegible]

Funding Agency
HORT. DEPTT.
AGRL. DEPTT.
AGRL. DEPTT.
AGRL. DEPTT.
AGRL. DEPTT.
AGRL. DEPTT.
AGRL. DEPTT.
AGRL. DEPTT.
AGRL. DEPTT.
AGRL. DEPTT.
AGRL. DEPTT.
AGRL. DEPTT.
AGRL. DEPTT.
AGRL. DEPTT.
AGRL. DEPTT.
PR Dept.
CCD
CCD
CCD

Funding Agency
CCD
CCD
CCD
CCD
CCD
CCD
CCD
CCD
CCD
CCD
CCD
CCD
CCD
CCD
CCD
PR Dept.
PR Dept.
PR Dept.
PR Dept.
PR Dept.

[illegible]

Funding Agency
CCD
CCD
CCD
TOURISM & CULTURE DEPTT.
PR Dept.
PR Dept.
PR Dept.
PR Dept.
OPELIP
OPELIP
CCD
CCD
CCD
CCD

al Officer

Funding Agency

A., Parsali

PART - VI

ICCD Plan for Dangaria Kandha, PVTG of D.K.D.A., Parsali, Rayagada for Five Year

Sl. No.	Years 2018-19	Sectors	Sub-sectors	Annual Works Proposed (along with rates)	Name of Village / Hamlet where the	Quantity (Where	Unit Cost	Financial Target	No. of PVTG		
									Total	Male	Female
I	II	III	IV	V	VI	VII	VIII	IX	X	XI	XII
1	2018-19	Social Sectors	Education	Maintainance of Educational Complex for Girls (Recurring) includes Mess charges, Boarding charges, Uniform, Coaching, Books, Stationaries, Health care, Annual sports, Incentives, Exposure visit	Kansur	250 Nos		54.50	250		250
				Maintainance of Educational Complex for Girls (Non Recuring) includes repairing, colouring, supply of furnitures utensils etc	Kansur	250 Nos		15.50	250		250
2				Remunartion of Teaching & Non Teaching Staff of Girls Educational Complex	Kansur	21 Nos		9.37	250		250
3				Differential Remunartion of Teaching & Non Teaching Staff of Girls Educational Complex	Kansur	21 Nos		8.33	250		250
4				Maintainance of Educational Complex for Boys (Recurring) includes Mess charges, Boarding charges, Uniform, Coaching, Books, Stationaries, Health care, Annual sports, Incentives, Exposure visit	Kansur	250 Nos		54.50	250	250	
				Maintainance of Educational Complex for Boys (Non Recuring) includes repairing, colouring, supply of furnitures utensils etc	Kansur	250 Nos		15.50	250	250	
5				Remunartion of Teaching & Non Teaching Staff of Boys Educational Complex	Kansur	21 Nos		17.70	250	250	
8					Supply of RWM & grant to the student of Gyana Mandir	Lakpadar, Gumma,Buduni, Panchkodi,Railima	5 Nos	@0.10	0.50	72	33
	Sub-Total							175.90			
9	2018-19	Social	Health &	Organization Health Camp	36 villages	12 camp	@0.20	2.40			
10				Hire & fuel charges of Ambulance	36 villages	1 No	@0.25	3.00			

Sl. No.	Years 2018-19	Sectors	Sub-sectors	Annual Works Proposed (along with rates)	Name of Village / Hamlet where the	Quantity (Where	Unit Cost	Financial Target	No. of PVTG		
									Total	Male	Female
11		Social Sectors	Health & Nutrition	Monthly review of Micro Projects by the Collector		12	@0.005	0.06			
12		Social Sectors	Health & Nutrition	Reprinting of Sickle Cell School Health Card		100	0.0005	0.05			
13				Yearly Sickle Cell Screening of all children (0-14Years)	36	200	0.001	0.20			
14				Project levelTraning of Officials and Field Functionaries (Health & ICDS, SC & STs) Women SHGs on improving Women's Nutrition (SWABHIMAAN) -2 days		25	0.008	0.20			
15				Half Yearly Third Party Monitoring of Key PVTG Development Indicators , Sharing of findings and action plan finalisation	36		LS	0.50			
16		Social Sectors	Health & Nutrition	Project level Refresher Training on Innovative IPC tools for Improving infant & Young child Feeding Practices (Orientation of Front Line Workers on Counselling techniques and child Feeding Practices). - 2 days		30	0.008	0.24			
		Sub-total						6.65			
17		Social Sectors	Drinking Water & Sanitation	Repairing of Pipe water project	Sandengneli	1	@1.00	1.00	121	65	56
18				Repairing of Srping based pipe water	Nishikhal	1 Nos	@1.00	1.00	87	33	54
19				Repairing of Srping based pipe water	Sarijhula	1 Nos	@1.00	1.00	37	17	20
20				Repairing of Spring based pipe water supply from Kalitipadar to Nirgundi	Nirgundi	1 Nos	@1.00	1.00	30	11	19
21				Repairing of Spring based pipe water Supply	Lamba	1 Nos	@1.00	1.00	121	56	65
	Sub-total						5.00				
	Total						187.55				
22	2018-19	Social	Housing	Construction of IAY House	Sanadengili	6 Nos	@1.04	6.24	6	6	
23				Construction of IAY House	Nishikhal	2 Nos	@1.04	2.08	2	2	

Sl. No.	Years 2018-19	Sectors	Sub-sectors	Annual Works Proposed (along with rates)	Name of Village / Hamlet where the	Quantity (Where	Unit Cost	Financial Target	No. of PVTG		
									Total	Male	Female
24		Sectors	Housing	Construction of IAY House	Sarijhula	2 Nos	@1.04	2.08	2	2	
25				Construction of IAY House	Lamba	6 Nos	@1.04	6.24	6	6	
	Sub-total							16.64			
26	2018-19	Infrastructure	Connectivity	Construction of road from S.Dengeneli to B.Dengeneli with CD work	Badadengneli	2 Km	@40.00	80.00	163	86	77
27				Construction of road from Nirgundi to Nishikhal with CD work	Nirugundi and Nishikhal	2 Km	@40.00	80.00	87	33	54
28				Link road from S.Dengeneli to Nirgundi with CD work	Nirgundi	2 Km	@40.00	80.00	30	11	19
29				Construction of road from Nirgundi to Pakeri with CD work	Pakeri	2 Km	@40.00	80.00	278	106	172
30				Construction of road from B.Dengeneli to Gumma with CD work	Badadengneli	3 Km	@40.00	120.00	72	21	21
31				Construction of Village CC Road with drainage system	Nishikhal	300 Mt	@5.00	5.00	87	33	54
32				Construction of Village CC Road with drainage system	Sarijhula	200 Mt	@5.00	5.00	37	17	20
33				Construction of Village CC Road with drainage system	Nirgundi	200 Mt	@5.00	5.00	30	11	19
34				Construction of Village CC Road with drainage system	Lamba	300 Mt	@5.00	5.00	121	56	65
35				Construction of Village CC Road with drainage system	Badadengneli	300 Mt	@5.00	5.00	42	21	21
36				Const.of Protection wall	B.dengeneli , Lamba, Nisikhal, Nirigundi, Sarijhola,	5 Nos	@10.00	50.00	129	54	75
37				Const.of River step with CC road from villages	B.dengeneli , Lamba, Nisikhal, Nirigundi, Sarijhola,	5 Nos	@0.05	25.00	129	54	75
	Sub-total							540.00			
38			Electrification	Supply of Solar Light with Mantinance	Nishikhal	2 Nos	@0.50	1.00	87	33	54
39				Supply of Solar Light with Mantinance	Sarijhula	1 Nos	@0.50	0.50	37	17	20
40				Supply of Solar Light with Mantinance	Nirgundi	1 Nos	@0.50	0.50	30	11	19

Sl. No.	Years 2018-19	Sectors	Sub-sectors	Annual Works Proposed (along with rates)	Name of Village / Hamlet where the	Quantity (Where	Unit Cost	Financial Target	No. of PVTG		
									Total	Male	Female
41		Sustainable Livelihood Project		Supply of Solar Light with Mantinance	Lamba	2 Nos	@0.50	1.00	121	56	65
42				Internal Electrification of Dangaria House	Badadengneli	15 Nos	@0.15	2.25	42	21	21
43				Internal Electrification of Dangaria House	Sandengneli	30 Nos	@0.15	4.50	121	65	56
	Sub-Total							9.75			
				Total				566.39			
44	2018-19	Sustainable Livelihood Project	Irrigation	Construction of canal system at Sandengneli DW	Sandengneli	200 Mt	@2.50	5.00	15	10	5
45				Repair of diversion ware with canal system	Badadengneli	100mtr	@6.00	6.00	11	9	2
46				Constuction of diversion ware with canal system	Lamba	1 Nos	@7.00	7.00	26	21	5
	Sub-total							18.00			
47	2018-19	Sustainable Livelihood Project	Land Developme nt	Land Development	Sandengneli	15 Ac	@0.20	3.00	15	15	
48				Land Development	Badadengneli	10 Ac	@0.20	2.00	10	10	
49				Land Development	Lamba	15 Ac	@0.20	3.00	15	15	
50				Land Development	Nirgundi	5 Ac	@0.20	1.00	5	5	
51				Land Development	Nishikhal	5 Ac	@0.20	1.00	5	5	
	Sub-total							10.00			
52		Sustainable Livelihood Project		Mango Plantation with 3 years Maintenance	Sandengneli	16.00	@0.39	6.33	32	24	8
53				Mango Plantation with 3 years Maintenance	Nishikhal	10.50	@0.39	4.15	21	19	2
54				Mango Plantation with 3 years Maintenance	Sarijhula	6.00	@0.39	2.37	12	11	1
55				Mango Plantation with 3 years Maintenance	Nirgundi	4.00	@0.39	1.58	8	3	5
56				Mango Plantation with 3 years Maintenance	Lamba	15.00	@0.39	5.93	30	25	5

Sl. No.	Years 2018-19	Sectors	Sub-sectors	Annual Works Proposed (along with rates)	Name of Village / Hamlet where the	Quantity (Where	Unit Cost	Financial Target	No. of PVTG		
									Total	Male	Female
57			Horticulture	Mango Plantation with 3 years Maintenance	Badadengneli	7.00	@0.39	2.77	14	9	5
58				Mango Plantation with 3 years Maintenance	Panchukudi	13.50	@0.39	5.34	27	18	9
59				Mango Plantation with 3 years Maintenance	Sikapadara	3 Ac	@0.39	1.19	6	4	2
60				Mango Plantation with 3 years Maintenance	Paramali	9.50	@0.39	3.76	19	16	3
61				Mango Plantation with 3 years Maintenance	Tebapada	13.00	@0.39	5.14	26	15	11
62				Mango Plantation with 3 years Maintenance	Kadrakabandeli	24.50	@0.39	9.69	49	38	11
63				Mango Plantation with 3 years Maintenance	Railima	27.50	@0.39	10.87	55	29	26
64				Mango Plantation with 3 years Maintenance	Talamusudi	5.00	@0.39	1.98	10	7	3
65				Mango Plantation with 3 years Maintenance	Uparmusudi	9.00	@0.39	3.56	18	12	6
66				Orange/Lemon Plantation	Sandengneli	16.00	@0.34	5.46	32	24	8
67				Orange/Lemon Plantation	Nishikhal	9.00	@0.34	3.07	21	19	2
68				Orange/Lemon Plantation	Sarijhula	5.00	@0.34	1.71	12	11	1
69				Orange/Lemon Plantation	Nirgundi	4.00	@0.34	1.36	8	3	5
70				Orange/Lemon Plantation	Lamba	12.00	@0.34	4.09	30	25	5
71				Orange/Lemon Plantation	Panchukudi	13.50	@0.34	4.60	27	18	9
72				Orange/Lemon Plantation	Sikapadara	3 Ac	@0.34	1.02	6	4	2
73				Orange/Lemon Plantation	Tebapada	13.00	@0.34	4.44	26	15	11
74				Orange/Lemon Plantation	Kadrakabandeli	15	@0.34	5.12	49	38	11
75				Orange/Lemon Plantation	Uparmusudi	6	@0.34	2.05	18	12	6

Sl. No.	Years 2018-19	Sectors	Sub-sectors	Annual Works Proposed (along with rates)	Name of Village / Hamlet where the	Quantity (Where)	Unit Cost	Financial Target	No. of PVTG		
									Total	Male	Female
76	2018-19			Banana Cultivation	Nishikhal	3 Ac	@0.79	2.37	21	19	2
77				Banana Cultivation	Sarijhula	4.00 Ac	@0.79	3.16	12	11	1
78				Banana Cultivation	Nirgundi	2.00 Ac	@0.79	1.58	8	3	5
79				Banana Cultivation	Panchukudi	3 Ac	@0.79	2.37	27	18	9
80				Banana Cultivation	Sikapadara	2 Ac	@0.79	1.58	6	4	2
81				Banana Cultivation	Tebapada	3 Ac	@0.79	2.37	26	15	11
82				Banana Cultivation	Kadrakabandeli	5 Ac	@0.79	3.95	49	38	11
83				Banana Cultivation	Uparmusudi	5 Ac	@0.79	2.95	18	12	6
84				Pineapple Planataion	Badadengneli	3.00	@0.35	1.05	14	9	5
85				Pineapple Planataion	Nisikhal	3.00	@0.35	1.05	21	19	2
86		Sustainable Livelihood Project	Horticulture	Pineapple Planataion	Sarijhula	3.00	@0.35	1.05	12	11	1
87				Pine apple with stone bond	Panchukudi	5.00 Ac	@0.35	1.75	27	18	9
88				Pine apple cultivation with stone bonding	Kadrakabandeli	8.00 Ac	@0.35	2.80	49	38	11
89				Ginger Cultivation	Sandengneli	8.00	@0.34	2.72	32	24	8
90				Ginger Cultivation	Nishikhal	5.25	@0.34	1.79	21	19	2
91				Ginger Cultivation	Sarijhula	1.50	@0.34	0.51	12	11	1
92				Ginger Cultivation	Nirgundi	2.00 Ac	@0.34	0.68	8	3	5
93				Ginger Cultivation	Lamba	7.50	@0.34	2.55	30	25	5
94				Ginger Cultivation	Badadengneli	3.50	@0.34	1.19	14	9	5
95				Ginger Cultivation	Panchukudi	6.75	@0.34	2.30	27	18	9
96				Ginger Cultivation	Sikapadara	1.50	@0.34	0.51	6	4	2
97				Ginger Cultivation	Paramali	4.75	@0.34	1.62	19	16	3
98				Ginger Cultivation	Tebapada	6.50	@0.34	2.21	26	15	11

Sl. No.	Years 2018-19	Sectors	Sub-sectors	Annual Works Proposed (along with rates)	Name of Village / Hamlet where the	Quantity (Where	Unit Cost	Financial Target	No. of PVTG		
									Total	Male	Female
99				Ginger Cultivation	Kadrakabandeli	12.25	@0.34	4.17	49	38	11
100				Ginger Cultivation	Railima	13.75	@0.34	4.68	55	29	26
101				Ginger Cultivation	Talamusudi	2.50	@0.34	0.85	10	7	3
102				Ginger Cultivation	Uparmusudi	4.50	@0.34	1.53	18	12	6
103				Turmeric Cultivation	Sandengneli	8.00	@0.33	2.62	32	24	8
104				Turmeric Cultivation	Nishikhal	5.25	@0.33	1.72	21	19	2
105				Turmeric Cultivation	Sarijhula	1.50	@0.33	0.49	12	11	1
106				Turmeric Cultivation	Nirgundi	2.00 Ac	@0.33	0.66	8	3	5
107				Turmeric Cultivation	Lamba	7.50	@0.33	2.46	30	25	5
108				Turmeric Cultivation	Badadengneli	3.50	@0.33	1.15	14	9	5
109				Turmeric Cultivation	Panchukudi	6.75	@0.33	2.21	27	18	9
110				Turmeric Cultivation	Sikapadara	1.50 Ac	@0.33	0.49	6	4	2
111				Turmeric Cultivation	Paramali	4.75	@0.33	1.56	19	16	3
112				Turmeric Cultivation	Tebapada	6.50	@0.33	2.13	26	15	11
113				Turmeric Cultivation	Kadrakabandeli	12.25	@0.33	4.02	49	38	11
114				Turmeric Cultivation	Railima	13.75	@0.33	4.51	55	29	26
115				Turmeric Cultivation	Talamusudi	2.50	@0.33	0.82	10	7	3
116				Turmeric Cultivation	Uparmusudi	4.50	@0.33	1.48	18	12	6
117				Development of Horticulture Nursery at Parsali	40 villages	1 Nos	@2.00	2.00	2831	1197	1634
118				Costruction of Varming pit permanet stracture of size 30x8x2.5	Bada Dengeneli, Gumma	2 nos	@1.00	2.00	2	2	
	Sub-total						183.24				
119				Improved ICDL Horar Cultivation	5 villages	20 Acers	@0.02	0.40	20	20	
120				Improved Raggi cultivation	5 villages	20 Acers	@0.03	0.60	20	20	
121				Intervention of scaling of Niger Cultivation intervention timely showing weed management	7 village	30 Acers	@0.02	0.06	30	30	
122				Maize Demonstration	Sandengneli	3 Ac	@0.02	0.02	26	21	5
123				Maize Demonstration	Nishikhal	1 Ac	@0.02	0.02	19	13	6
124				Maize Demonstration	Sarijhula	1 Ac	@0.02	0.04	10	7	3

Sl. No.	Years 2018-19	Sectors	Sub-sectors	Annual Works Proposed (along with rates)	Name of Village / Hamlet where the	Quantity (Where)	Unit Cost	Financial Target	No. of PVTG				
									Total	Male	Female		
125	2018-19	Sustainable Livelihood Project	Agriculture	Maize Demonstration	Nirgundi	2.00 AC	@0.02	0.04	4	4			
126				Maize Demonstration	Lamba	2.00 AC	@0.02	0.02	8	8			
127				Maize Demonstration	Badadengneli	2.00 Ac	@0.02	0.15	11	9	2		
128				Maize Demonstration	Panchukudi	2Ac	@0.02	0.02	19	13	6		
129				Maize Demonstration	Sikapadara	1 Ac	@0.02	0.15	6	5	1		
130				Maize Demonstration	Paramali	3 Ac	@0.02	0.09	18	12	6		
131				Maize Demonstration	Tebapada	3 Ac	@0.02	0.06	18	12	6		
132				Maize Demonstration	Railima	3 Ac	@0.02	0.15	45	40	5		
133				Maize Demonstration	Talamusudi	1 Ac	@0.02	0.02	7	5	2		
134				Maize Demonstration	Uparmusudi	1 Ac	@0.02	0.02	15	12	3		
135				Paddy Demonstration	Badadengneli	5 .00 Ac	@0.03	0.04	5	5			
136				Paddy Demonstration	Paramali	5 Ac	@0.03	0.06	5	5			
137				Paddy Demonstration	Tebapada	3 AC	@0.03	0.06	3	3			
138						Paddy Demonstration	Railima	5 AC	@0.03	0.09	5	5	
139						Paddy Demonstration	Talamusudi	3 AC	@0.03	0.02	3	3	
	Sub-Total							2.13					
140				Organisation of Annual Health Camps and supply of live saving medicines	36 villages	4 Camp	@0.50	2.00					
141				Supply of Plough Bullock	Sandengneli	5 Pair	@0.40	2.00	5	5			
142				Supply of Plough Bullock	Nishikhal	2Pair	@0.40	0.80	2	2			

Sl. No.	Years 2018-19	Sectors	Sub-sectors	Annual Works Proposed (along with rates)	Name of Village / Hamlet where the	Quantity (Where	Unit Cost	Financial Target	No. of PVTG		
									Total	Male	Female
143	2018-19		Animal Husbandry	Supply of Plough Bullock	Nirgundi	3 Pair	@0.40	1.20	3	3	
144				Supply of Plough Bullock	Lamba	3 Pair	@0.40	1.20	3	3	
145				Supply of Plough Bullock	Badadengneli	3 Pair	@0.40	1.20	3	3	
146				Supply of Plough Bullock	Panchukudi	6 Pair	@0.40	2.40	6	6	
147				Supply of Plough Bullock	Sikapadara	2 Pair	@0.40	0.80	2	2	
148				Supply of Plough Bullock	Paramali	5 Pair	@0.40	2.00	5	5	
149				Supply of Plough Bullock	Talamusudi	3 Pair	@0.40	1.20	3	3	
150				Supply of Plough Bullock	Railima	5 Pair	@0.40	2.00	5	5	
151				Supply of Plough Bullock	Tebapada	3 Pair	@0.40	1.20	3	3	
152				Supply of Plough Bullock	Tebapada	3 Pair	@0.40	1.20	3	3	
				Sub-Total							19.20
153	2018-19		Market Link	Working Capital to DKDCMCS, Parsali	Parsali	1	@10.00	10.00	727		
	Sub-total							10.00			
154	2018-19		Social Security	Renwal of JBY	All Village	200	@1.00	1.00	200		
	Sub-Total							1.00			
155	2018-19		Promotion of SHG	Women SHG	Sanadangneli	2group	@1.00	2.00	25		25
156				Women SHG (Embroidery)	Nishikhal	1 group	@1.00	1.00	10		10
157				Women SHG(IGS)	Lamba	1 group	@1.00	1.00	11		11
158				Exposure Visit	Lamba, Badadengneli, Sarijhula	3 Nos	@0.25	0.75	25		25
159				Awareness Camp for SHG members	40 villages	2 Nos	@0.50	1.00	140		140
	Sub-Total							5.75			
				Total				249.32			
160		Conservation of		Maintenance & Management of Museum	Parsali	1 no	10.00 L.S	10.00	2831	1197	1634

Sl. No.	Years 2018-19	Sectors	Sub-sectors	Annual Works Proposed (along with rates)	Name of Village / Hamlet where the	Quantity (Where	Unit Cost	Financial Target	No. of PVTG		
									Total	Male	Female
161		Culture		Supply of costumes to Tribal dance troupes and musical instruments			2.00 L.S	2.00			
162				Sponsoring of cultural troupes for participation at District / State / National level Programme like Dance Festival, Exhibition etc.			10.00 L.S.	10.00			
163				Annual Tribal sports at Micro Project level to identify the sports			2.00 L.S	2.00			
164				Exposure Visit to other Micro Project area			2.00 L.S	2.00			
165				Development of folk literature (Supplementary and its publication)			2.00 L.S.	2.00			
166				Documentation of prestile culture electronic / print mode			5.00 L.S.	5.00			
167				Audio Visual Programme			2.00 L.S	2.00			
168				Preservation & protection of sacred group (5 Villages in a cluster)			@2.00 per cluster	2.00			
169	2018-19			Repair of Sadarghar	Sandengneli	1	@1.00	1.00	26	21	5
170				Repair of Sadarghar	Nishikhal	1 Nos	@1.00	1.00	19	13	6
171				Construction of Sadarghar	Nirgundi	1 Nos	@5.00	5.00	8	6	2
172				Construction of Sadarghar	Lamba	1 Nos	@5.00	5.00	25	21	4
173				Construction of Sadarghar	Badadengneli	1 Nos	@5.00	5.00	11	9	2
	Sub-Total							54.00			
174	2018-19	Capacity Building Training		Grafter Training to Dongria Kandha youth		10 nos	@0.17	1.70	10	10	
175				Electrician Training		3 nos	@0.17	0.51	3	3	
	Sub-Total							2.21			
176	2018-19			Engagement of Anthropologist, JAO/JHO/JSCO	36 Villages		@0.25	9.25			

Sl. No.	Years 2018-19	Sectors	Sub-sectors	Annual Works Proposed (along with rates)	Name of Village / Hamlet where the	Quantity (Where	Unit Cost	Financial Target	No. of PVTG		
									Total	Male	Female
6		Project Management & Institutional Mechanism		Remurations of MPWs	Gumma,Ralima, Panchukudi, Lakhapadara & Buduni	5 Nos	@0.05	3.00	170	82	88
7				Differential Remuneration of MPWS	Gumma,Ralima, Panchukudi, Lakhapadara & Buduni	5 Nos	@0.01	0.60	170	82	88
				Survey, Monitoring & Evaluation expenses				2.00			
				Transportation cost of Microproject (ASCO/JE & Micro Project Staff)				3.80			
				Office Management & Administrative Charges				5.00			
		Sub-Total						23.65			
		Grand Total						1083.12			

Special Officer
D.K.D.A., Parsali

Implementing Agency (State)	Funding Agency
XIII	XIV
MP	MOTA
MP	MOTA
MP	MOTA
DKDA	CCD
MP	CCD
MP	CCD
DKDA	CCD
DKDA	CCD
MP/ H & FW	H & FW
MP/H & FW	H & FW

Implementing Agency (State)	Funding Agency
Micro Project (UNICEF Supported)	H & FW
Micro Project (UNICEF Supported)	UNICEF(H&FW)
Micro Project	CCD
Micro Project (UNICEF Supported)	UNICEF
Micro Project (UNICEF Supported)	UNICEF
Micro Project (UNICEF Supported)	UNICEF
RWSS	WR Deptt.
RWSS	WR Deptt.
RWSS	WR Deptt.
RWSS	WR Deptt.
RWSS	WR Deptt.
PR	PR Dept.
PR	PR Dept.

Implementing Agency (State)	Funding Agency
PR	PR Dept.
PR	PR Dept.
RD	RD Dept.
RD	RD Dept.
RD	RD Dept.
RD	RD Dept.
RD	RD Dept.
DKDA	Article 275(I)
DKDA	Article 275(I)
DKDA	Article 275(I)
DKDA	SCA to TSP
DKDA	CCD
DKDA	CCD
DKDA	CCD
MP/ ORIDA	CCD
MP/ ORIDA	CCD
MP/ ORIDA	CCD

Implementing Agency (State)	Funding Agency
MP/ ORIDA	CCD
SOUTH CO	Energy Deptt.
SOUTHCO	Energy Deptt.
MP	CCD
MP	CCD
MP	CCD
PR	PR Dept.
PR	PR Dept.
PR	PR Dept.
PR	PR Dept.
PR	PR Dept.
DDH	HORT. DEPTT.
DDH	HORT. DEPTT.
DDH	HORT. DEPTT.
DDH	HORT. DEPTT.
DDH	HORT. DEPTT.

[illegible]

[illegible]

[illegible]

Implementing Agency (State)	Funding Agency
DDA	AGRI. DEPTT.
DDA	AGRI. DEPTT.
DDA	AGRI. DEPTT.
DDA	AGRI. DEPTT.
DDA	AGRI. DEPTT.
DDA	AGRI. DEPTT.
DDA	AGRI. DEPTT.
DDA	AGRI. DEPTT.
DDA	AGRI. DEPTT.
DDA	AGRI. DEPTT.
DDA	AGRI. DEPTT.
DDA	AGRI. DEPTT.
DDA	AGRI. DEPTT.
DDA	AGRI. DEPTT.
DDA	AGRI. DEPTT.
DDA	AGRI. DEPTT.
A& H	A & H
MP	CCD
MP	CCD

Implementing Agency (State)	Funding Agency
MP	CCD
MP	CCD
MP	CCD
MP	CCD
MP	CCD
MP	CCD
MP	CCD
MP	CCD
MP	CCD
MP	CCD
MP	CCD
MP	CCD
MP	CCD
OLM / MP	PR Dept.
OLM / MP	PR Dept.
OLM / MP	PR Dept.
OLM / MP	PR Dept.
OLM / MP	PR Dept.
MP	CCD

Implementing Agency (State)	Funding Agency
MP	CCD
MP	CCD
MP	Sports & Youth Service
MP	CCD
MP & ATLC	CCD
MP & SCSTRTI	CCD
MP & SCSTRTI	CCD
	CCD
MP	CCD
MP	CCD
MP	CCD
MP	CCD
MP	CCD
OLM / MP	PR Dept.
OLM / MP	PR Dept.
MP	OPELIP

Implementing Agency (State)	Funding Agency
MP	OPELIP
MP	CCD
	CCD
	CCD
	CCD

PART - VI
ICCD Plan for Dangaria Kandha, PVTG of D.K.D.A., Parsali, Rayagada for Five Year

Sl. No.	Years 2019-20	Sectors	Sub-sectors	Annual Works Proposed (along with rates)	Name of Village / Hamlet where the proposed works	Quantity	Unit Cost	Financial Target	No. Total
I	II	III	IV	V	VI	VII	VIII	IX	X
1	2019-20	Social Sectors	Education	Maintaince of Educational Complex for Girls (Recurring) includes Mess charges, Boarding charges, Uniform, Coaching, Books, Stationaries, Health care, Annual sports, Incentives, Exposure visit	Kansur	250 Nos		54.50	250
				Maintaince of Educational Complex for Girls (Non Recuring) includes repairing, colouring, supply of furnitures utensils etc	Kansur	250 Nos		15.50	250
2				Remunartion of Teaching & Non Teaching Staff of Girls Educational complex	Kansur	21 Nos		10.30	250
3				Differential Remunartion of Teaching & Non Teaching Staff of Girls Educational complex	Kansur	21 Nos		9.16	250
4				Maintaince of Educational Complex for Boys (Recurring) includes Mess charges, Boarding charges, Uniform, Coaching, Books, Stationaries, Health care, Annual sports, Incentives, Exposure visit	Kansur	250 Nos		54.50	250
				Maintaince of Educational Complex for Boys (Non Recuring) includes repairing, colouring, supply of furnitures utensils etc	Kansur	250 Nos		15.50	250
5				Remunartion of Teaching & Non Teaching Staff of Boys Educational Complex	Kansur	21 Nos		19.46	250
8				Supply of RWM & grant to the student of Gyana Mandir	Lakpadar, Gumma,Buduni Panchkodi & Railima	5 Nos	@0.10	0.50	72
	Sub-Total							179.42	
9				Project level RefresherTraning of officials and Field Functionaries (Health & ICDS, SC & STs) Women SHGs on improving Women Nutrition (SWAVIMAAN)- 2 days		25	0.008	0.20	
10				Monthly review of Micro Projects by the Collector		12	0.005	0.06	
11				Reprinting t of Sickle Cell School Health Card		100	0.0005	0.05	

Sl. No.	Years 2019-20	Sectors	Sub-sectors	Annual Works Proposed (along with rates)	Name of Village / Hamlet where the proposed works	Quantit y	Unit Cost	Financial Target	No.
									Total
12	2019-20	Social Sectors	Health & Nutrition	Yearly Sickle Cell Screening of all children (0-14Years)	36	200	0.001	0.20	
13				Half Yearly Third Party Monitoring of Key Programme Indicators , Sharing of findings and action plan finalisation	36		LS	0.50	
14				Organization health camp	36 Villages	12	@0.20	2.40	
15				Maintenance of Ambulance and higher of Ambulance with fuel cost etc.	36 Villages	1 No	@6.00	6.00	
	Sub-Total							9.41	
16	2019-20	Social Sectors	Drinking Water & Sanitation	Construction of tube well	Damagada	1 No	@1.00	1.00	15
17				Construction of tube well	Mayabali	1 No	@1.00	1.00	42
18				Repair of spring based pipe water supply	Gumma	1 No	@1.00	1.00	189
19				Repair of Spring based tape water	Dangamati	1 No	@1.00	1.00	141
20				Construction of tube well	Patangpadara	1 No	@1.00	1.00	43
21				Construction of spring based tap water	Lakpadar	1 no	@2.00	2.00	141
	Sub-Total							7.00	
	Total							195.83	
22	2019-20	Social Sectors	Housing	Construction of IAY House	Damagada	4 Nos	@1.00	4.00	4
23				Construction of IAY House	Mayabali	5 Nos	@1.00	5.00	5
24				Construction of IAY House	Gumma	6 Nos	@1.00	6.00	6
25				Construction of IAY House	Dangamati	4 Nos	@1.00	4.00	4
26				Construction of IAY House	Patangpadara	3 Nos	@1.00	3.00	3
27				Construction of IAY House	Lakpadar	8 Nos	@1.00	8.00	8
	Sub-Total							30.00	
28				Construction of raod from Damagada to Sanadengeneli with CD work	Damagada	2 Km	@0.40	80.00	15
29				Construction of raod from Damagada to Mayabali with CD work	Mayabali	1 Km	@0.40	80.00	42

Sl. No.	Years 2019-20	Sectors	Sub-sectors	Annual Works Proposed (along with rates)	Name of Village / Hamlet where the proposed works	Quantit y	Unit Cost	Financial Target	No.
									Total
30	2019-20	Infrastruct ure	Connectivit y	Construction of Village CC road with drain system	Gumma	1 Nos	@5.00	5.00	189
31				Construction of Village CC road with drain system	Dangamati	1 nos	@5.00	5.00	141
32				Construction of Village CC road with drain system	Patangpadara	1 Nos	@5.00	5.00	43
33				Construction of Village CC road with drain system	Lakpadar	1 Nos	@5.00	5.00	141
34				Const.of road from Gumma to Lamba with CD work	Lamba	2 Km	@0.30	60.00	121
35				Const.of road from Lamba to Dangamati with CD work	Dangamati	2 km	@0.40	80.00	141
36				Const.ofroad from Dangamati to Patangapadar with CD work	Patangpadara	2 Km	@0.40	80.00	43
37				Const.of road from Patangapadar to Lakapadar with CD work	Lakapadar	2 Km	@0.40	80.00	141
38				Const.of Protection wall	Gumma, Danagmati, Patangapadar. Lakpadar, Mayabali, Damagada	6 Nos	@0.10	60.00	571
39				Community latrine with bath Complex	Gumma, Danagmati, Patangapadar. Lakpadar, Mayabali, Damagada	6 Nos	@3.00	18.00	571
	Sub-Total							558.00	
40	2019-20	Infrastruct ure	Electrificati on	Supply of Addl. Solar Street Light	Damagada	1 Nos	@0.50	0.50	15
41				Supply of Addl. Solar Street Light at Edicational complex	Kansur	1 Nos	@0.50	0.50	250
42				Supply of Addl. Solar Street Light	Mayabali	1 Nos	@0.50	0.50	42
43				Supply of Addl. Solar Street Light	Gumma	2 Nos	@0.50	1.00	189
44				Supply of Addl. Solar Street Light	Dangamati	2 Nos	@0.50	1.00	141
45				Supply of Addl. Solar Street Light	Patangpadara	1 Nos	@0.50	0.50	43
46				Supply of Addl. Solar Street Light	Lakpadar	2 Nos	@0.50	1.00	141
	Sub-Total							5.00	

Sl. No.	Years 2019-20	Sectors	Sub-sectors	Annual Works Proposed (along with rates)	Name of Village / Hamlet where the proposed works	Quantity	Unit Cost	Financial Target	No.
									Total
				Total				593.00	
47	2019-20	Sustainable Livelihood Project	Irrigation	Construction of Canal system at Damagoda Diversion weir at Sanadengeneli	Damagada	1 Nos	@5.00	5.00	4
48				Construction of canal system	Mayabali	1 No	@5.00	5.00	9
49				Constuction of Canal system at Diversion weir	Gumma	1 Nos	@3.00	3.00	37
50				Construction of canal system at Diversion weir	Dangamati	200 Mt	@3.00	3.00	25
51				Construction of canal system at Diversion weir	Patangpadara	1 Nos	@3.00	3.00	10
52				Construction of canal system at Diversion weir	Lakpadar	1 Nos	@3.00	3.00	11
				Sub-Total				22.00	
53	2019-20	Sustainable Livelihood Project	Land Development	Land Development	Damagada	4 Ac	@0.20	0.80	4
54				Land Development	Kuskidelli	3.00 Ac	@0.20	0.60	3
55				Land Development	Mayabali	9 Ac	@0.20	1.80	9
56				Land Development	Dangamati	10 Ac	@0.20	2.00	10
57				Land Development	Patangpadara	5 Ac	@0.20	1.00	5
58				Land Development	Lakpadar	10.00 Ac	@0.20	2.00	10
				Sub-Total				8.20	
59				Mango plantation with 3yrs Maintainance	Damagada	3.00	@0.39	1.19	6
60				Mango plantation with 3yrs Maintainance	Mayabali	2.25Ac	@0.39	0.89	13
61				Mango plantation with 3yrs Maintainance	Gumma	21.5	@0.39	8.51	43
62				Mango plantation with 3yrs Maintainance	Dangamati	15	@0.39	5.93	30
63				Mango plantation with 3yrs Maintainance	Patangpadara	6	@0.39	2.37	12

Sl. No.	Years 2019-20	Sectors	Sub-sectors	Annual Works Proposed (along with rates)	Name of Village / Hamlet where the proposed works	Quantity	Unit Cost	Financial Target	No.
									Total
64	2019-20	Sustainable Livelihood Project	Horticulture	Mango plantation with 3yrs Maintainance	Lakpadar	16.5	@0.39	6.53	33
65				Orange/Lemon Plantation	Damagada	2.00	@0.34	0.68	6
66				Orange/Lemon Plantation	Dangamati	12.00	@0.34	4.09	30
67				Orange/Lemon Plantation	Patangpadara	4.00	@0.34	1.36	12
68				Orange/Lemon Plantation	Lakpadar	13.00	@0.34	4.44	33
69				Orange/Lemon Plantation	Gumma	18.00	@0.34	6.14	43
70				Banana Plantation	Gumma	5 Ac	@0.79	3.95	43
71				Banana Plantation	Dangamati	5 Ac	@0.79	3.95	30
72				Banana Plantation	Patangpadara	2 Ac	@0.79	1.58	12
73				Banana Plantation	Lakpadar	4.00 Ac	@0.79	3.16	33
74				Pineapple Cultivation with Stone Bonding	Dangamati	5 Ac	@0.35	1.75	30
75				Pineapple Cultivation with Stone Bonding	Gumma	5 Ac	@0.35	1.75	30
76				Pineapple Cultivation with Stone Bonding	Lakhpadar	5 Ac	@0.35	1.75	30
77				Pineapple Cultivation with Stone Bonding	Patangpadara	3 Ac	@0.35	1.05	10
78				Potato Cultivation	Gumma	5 Ac	@0.32	1.60	43
79				Ginger Cultivation	Damagada	1.5	@0.34	0.51	6
80				Ginger Cultivation	Mayabali	3.25	@0.34	1.11	13
81				Ginger Cultivation	Gumma	10.75	@0.34	3.66	43
82				Ginger Cultivation	Dangamati	7.5	@0.34	2.55	30
83				Ginger Cultivation	Patangpadara	3	@0.34	1.02	12
84				Ginger Cultivation	Lakpadar	8.25	@0.34	2.81	33
85				Turmeric Cultivation	Damagada	1.5	@0.33	0.33	6
86				Turmeric Cultivation	Mayabali	3.25	@0.33	1.07	13

Sl. No.	Years 2019-20	Sectors	Sub-sectors	Annual Works Proposed (along with rates)	Name of Village / Hamlet where the proposed works	Quantit y	Unit Cost	Financial Target	No. Total
87				Turmeric Cultivation	Gumma	10.75	@0.33	3.53	43
88				Turmeric Cultivation	Dangamati	7.5	@0.33	2.46	30
89				Turmeric Cultivation	Patangpadara	3	@0.33	0.98	12
90				Turmeric Cultivation	Lakpadar	8.25	@0.33	2.71	33
91				Development of horticulture nursery	36 Villages	1 Nos	@2.00	2.00	2831
92				Costruction of Varming pit permanet stracture of size 30x8x2.5	Kadraka Bondili, Pakeri	2 nos	@1.00	2.00	2
	Sub-Total							89.41	
93	2019-20	Sustainabl e Livelihood Project	Agriculture	Maize Cultivation	Damagada	0.50 Ac	@0.02	0.01	4
94				Maize Cultivation	Kuskidelli	1 Ac	@0.02	0.02	3
95				Maize Cultivation	Mayabali	1 Ac	@0.02	0.02	9
96				Maize Cultivation	Dangamati	2 Ac	@0.02	0.04	25
97				Maize Cultivation	Patangpadara	1 Ac	@0.02	0.02	19
98				Maize Cultivation	Lakpadar	1 Ac	@0.02	0.02	27
99				Paddy Cultivation	Damagada	2.00 Ac	@0.03	0.06	2
100				Paddy Cultivation	Mayabali	2 .00 Ac	@0.03	0.06	2
101				Paddy Cultivation	Dangamati	5 .00 Ac	@0.03	0.15	5
102				Paddy Cultivation	Badadengneli	5 .00 Ac	@0.03	0.15	5
103				Paddy Cultivation	Patangpadara	5 .00 Ac	@0.03	0.15	5
104				Paddy Cultivation	Lakpadar	5 .00 Ac	@0.03	0.15	5
105				Improved ICDL Horar Cultivation	5 villages	25 Acers	@0.02	0.50	25
106				Improved Raggi cultivation	5 villages	20 Acers	@0.02	0.40	20

Sl. No.	Years 2019-20	Sectors	Sub-sectors	Annual Works Proposed (along with rates)	Name of Village / Hamlet where the proposed works	Quantit y	Unit Cost	Financial Target	No.
									Total
107				Intervention of scaling of Niger Cultivation intervention timely showing weed management	7 village	30 Acers	@0.02	0.60	30
Sub-Total								2.35	
108	2019-20	Sustainabl e Livelihood Project	Animal Husbandry	Organisation of Animal Health camps and supply of live saving medicines	36 villages	4 Camp	@2.00	2.00	
109				Supply of Plough Bullock	Damagada	2 Pair	@0.40	0.80	2
110				Supply of Plough Bullock	Kuskidelli	1 Pair	@0.40	0.40	1
111				Supply of Plough Bullock	Mayabali	3 Pair	@0.40	1.20	3
112				Supply of Plough Bullock	Gumma	5 Pair	@0.40	2.00	5
113				Supply of Plough Bullock	Dangamati	5 Pair	@0.40	2.00	5
114				Supply of Plough Bullock	Badadengneli	3 Pair	@0.40	1.20	3
115				Supply of Plough Bullock	Patangpadara	3 Pair	@0.40	1.20	3
116				Supply of Plough Bullock	Lakpadar	5 Pair	@0.40	2.00	5
Sub-Total								12.80	
117	2019-20	Sustainabl e Livelihood Project	Market Link	Construction of Sale center of DKDCMCS, Parsali	36 villages	1 Nos	@3.00	3.00	2831
Sub-Total								3.00	
118	2019-20	Sustainabl e Livelihood Project	Social Security	Renewal of JBY	36 villages	500	@0.005	2.5	500
Sub-Total								2.50	
119	2019-20		Promotion of SHG	Women SHG (MFF)	Gumma	2 group	@1.00	2.00	24
120				Loan linkage to SHG (Embroidery)	Dangamati	1 group	@1.00	1.00	10
121				Loan linkage to SHG (IGS)	Patangpadara	1 group	@1.00	1.00	11
122				Loan linkage to SHG (IGS)	Lakpadar	1 group	@1.00	1.00	11

Sl. No.	Years 2019-20	Sectors	Sub-sectors	Annual Works Proposed (along with rates)	Name of Village / Hamlet where the proposed works	Quantity	Unit Cost	Financial Target	No.
									Total
123			of SHG	Exposure Visit of SHG	Gumma, Lakpadar, Dangmati	3nos	@0.25	0.75	6
124				Awareness camp for SHG members	36 villages	2 Nos	@0.50	1.00	100
				Sub-Total				6.75	
				Total				147.01	
125		Conservation of Culture		Maintenance & Management of Museum	Parsali	1 no	10.00 L.S	10.00	2831
126				Supply of costumes to Tribal dance troupes and musical instruments			2.00 L.S	2.00	
127				Sponsoring of cultural troupes for participation at District / State / National level Programme like Dance Festival, Exhibition etc.			10.00 L.S.	10.00	
128				Annual Tribal sports at Micro Project level to identify the sports			2.00 L.S	2.00	
129				Exposure Visit to other Micro Project area			2.00 L.S	2.00	
130				Documentation of prestile culture electronic / print mode			5.00 L.S.	5.00	
131				Audio Visual Programme			2.00 L.S	2.00	
132				Preservation & protection of sacred group (5 Villages in a cluster)			@2.00 per cluster	2.00	
133				Repair of Sadar House	Dangamati	1 Nos	@1.00	1.00	141
134				Repair of Sadar House	Patangpadara	1 Nos	@1.00	1.00	43
135				Repair of Sadar House	Lakpadar	1 Nos	@1.00	1.00	141
				Sub-Total				38.00	
136	2019-20	Capacity Building		Training to Dongria Kandha Girls on weaving of Embroidery works		20	@0.22	4.40	20
137				Masion Training to Dangria Kandha Youth		5	@0.24	1.20	5
138				Driving Training		3	@0.23	0.69	3
139				Grafter Training		10	@0.17	1.70	10
				Sub-Total				7.99	
140	2019-20	Project Management /NGO/ Institutional Mechanism & Monitoring / IEC / Publication		Engagement of Anthropologist, JAO/JHO/ISCO	36 Villages		@0.25	9.25	
141				Administrative Charges				5.00	
6				Remurations of MPWS	Gumma,Ralima, Panchukudi, Lakhapadara & Buduni	5 Nos	@0.05	3.00	170
7				Differential Remuneration of MPWS	Gumma,Ralima, Panchukudi, Lakhapadara & Buduni	5 Nos	@0.01	0.60	170
				Survey, Monitoring & Evaluation expenses				2.00	

Sl. No.	Years 2019-20	Sectors	Sub-sectors	Annual Works Proposed (along with rates)	Name of Village / Hamlet where the proposed works	Quantity	Unit Cost	Financial Target	No.
									Total
				Transportation cost of Microproject (ASCO/JE & Micro Project Staff)				3.80	
				Office Management & Administrative Charges				5.00	
	Sub-Total							28.65	
	Grand Total							1010.48	

Spec
D.K.I

of PVTG		Implementing Agency (State Govt./ UT	Funding Agency
Male	Female		
XI	XII	XIII	XIV
	250	MP	MOTA
	250	MP	MOTA
	250	MP	MOTA
	250	MP	CCD
250		MP	CCD
250		MP	CCD
250		MP	CCD
33	39	MP	CCD
		Micro Project (UNICEF Supported)	UNICEF(H & FW)
		Micro Project (UNICEF Supported)	UNICEF(H & FW)
		H & FW Micro Project (UNICEF Supported)	UNICEF(H & FW)

of PVTG		Implementing Agency (State Govt./ UT	Funding Agency
Male	Female		
		MP	CCD
		Micro Project (UNICEF Supported)	UNICEF(H & FW)
		H & FW Micro Project (UNICEF Supported)	H & FW
		H & FW Micro Project (UNICEF Supported)	H & FW
7	8	RWSS	WR Dept.
17	25	RWSS	WR Dept.
84	105	RWSS	WR Dept.
55	86	RWSS	WR Dept.
17	26	RWSS	WR Dept.
55	86	RWSS	WR Dept.
4		PR	PR Dept.
5		PR	PR Dept.
6		PR	PR Dept.
4		PR	PR Dept.
3		PR	PR Dept.
8		PR	PR Dept.
7	8	RD	RD Dept.
17	25	RD	RD Dept.

of PVTG		Implementing Agency (State Govt./ UT	Funding Agency
Male	Female		
84	105	MP	CCD
55	86	MP	CCD
17	26	MP	CCD
55	86	MP	CCD
56	65	RD	RD Dept.
55	86	RD	RD Dept.
17	26	RD	RD Dept.
55	86	RD	RD Dept.
235	336	MP	RD Dept.
235	336	RWSS	RD Dept.
7	8	MP	OREDA
	250	MP	OREDA
17	25	MP	OREDA
84	105	MP	OREDA
55	86	MP	OREDA
17	26	MP	OREDA
55	86	MP	OREDA

of PVTG		Implementing Agency (State Govt./ UT	Funding Agency
Male	Female		
4		MP	CCD
9		MP	CCD
37		MP	CCD
25		MP	CCD
10		MP	CCD
11		MP	CCD
4		PR	PR Dept.
3		PR	PR Dept.
9		PR	PR Dept.
10		PR	PR Dept.
5		PR	PR Dept.
10		PR	PR Dept.
4	2	DDH	HORT. DEPTT.
10	3	DDH	HORT. DEPTT.
37	6	DDH	HORT. DEPTT.
19	11	DDH	HORT. DEPTT.
8	4	DDH	HORT. DEPTT.

of PVTG		Implementing Agency (State Govt./ UT	Funding Agency
Male	Female		
24	9	DDH	HORT. DEPTT.
4	2	DDH	HORT. DEPTT.
19	11	DDH	HORT. DEPTT.
8	4	DDH	HORT. DEPTT.
24	9	DDH	HORT. DEPTT.
37	6	DDH	HORT. DEPTT.
37	6	DDH	HORT. DEPTT.
19	11	DDH	HORT. DEPTT.
8	4	DDH	HORT. DEPTT.
24	9	DDH	HORT. DEPTT.
19	11	DDH	HORT. DEPTT.
19	11	DDH	HORT. DEPTT.
19	11	DDH	HORT. DEPTT.
8	2	DDH	HORT. DEPTT.
37	6	DDH	HORT. DEPTT.
4	2	MP	CCD
10	3	MP	CCD
37	6	MP	CCD
19	11	MP	CCD
8	4	MP	CCD
24	9	MP	CCD
4	2	MP	CCD
10	3	MP	CCD

of PVTG		Implementing Agency (State Govt./ UT	Funding Agency
Male	Female		
37	6	MP	CCD
19	11	MP	CCD
8	4	MP	CCD
24	9	MP	CCD
1197	1634	MP	CCD
		DDH	HORT. DEPTT.
4		DDA	AGRI. DEPTT.
3		DDA	AGRI. DEPTT.
9		DDA	AGRI. DEPTT.
25		DDA	AGRI. DEPTT.
19		DDA	AGRI. DEPTT.
27		DDA	AGRI. DEPTT.
2		DDA	AGRI. DEPTT.
2		DDA	AGRI. DEPTT.
5		DDA	AGRI. DEPTT.
5		DDA	AGRI. DEPTT.
5		DDA	AGRI. DEPTT.
5		DDA	AGRI. DEPTT.
25		DDA	AGRI. DEPTT.
20		DDA	AGRI. DEPTT.

of PVTG		Implementing Agency (State Govt./ UT	Funding Agency
Male	Female		
30		DDA	AGRI. DEPTT.
		A & H	A & H
2		MP	CCD
1		MP	CCD
3		MP	CCD
5		MP	CCD
5		MP	CCD
3		MP	CCD
3		MP	CCD
5		MP	CCD
1197	1634	MP	CCD
250	250	MP	CCD
	24	MP	OLM
	10	MP	OLM
	11	MP	OLM
	11	MP	OLM

of PVTG		Implementing Agency (State Govt./ UT	Funding Agency
Male	Female		
	6	MP	OLM
	100	MP	OLM
1197	1634	MP	CCD
		MP	CCD
		MP	CCD
		MP	Sports & Youth Service
		MP	CCD
		MP & SCSTRTI	CCD
		MP & SCSTRTI	CCD
		MP	CCD
55	86	MP	CCD
17	26	MP	CCD
55	86	MP	CCD
	20	MP	OLM
5		MP	OLM
3		MP	OLM
10		MP	OLM
		MP	OPELIP
		MP	OPELIP
82	88	MP	OPELIP
82	88	MP	CCD
		MP	CCD

of PVTG		Implementing Agency (State Govt./ UT	Funding Agency
Male	Female		
		MP	CCD
		MP	CCD

ial Officer
D.A., Parsali

PART - VI

Abstract of CCD Plan for DANGRIA KANDHA DEVELOPMENT AGENCY,Parsali, Rayagada for Five Year Plan

(Based on Priorities indicated in Part-V)

(Rs. in lakh)

Sl. No.	Name of PTG	Major Sectors	Sub-sectors	2016-17	2017-18	2018-19	2019-20	2020-21	Total
1	DANGRIA KANDHA DEVELOPMENT AGENCY	Social Sector	Education	132.08	172.24	172.68	175.90	179.42	832.32
2			Health & Nutrition	7.89	73.57	7.38	6.65	9.41	104.89
3			Drinking Water & Sanitation	10.10	30.20	15.00	5.00	7.00	67.30
			Total	150.07	276.01	195.06	187.55	195.83	1004.51
4		Infrastructure	Housing	27.48	15.60	13.52	16.64	30.00	103.24
5			Connectivity	980.00	400.00	353.00	540.00	558.00	2831.00
6			Electrification	11.50	56.50	8.80	9.75	5.00	91.55
7			Total	1018.98	472.10	375.32	566.39	593.00	3025.79
8		Sustainable livelihood Development	Irrigation	49.00	23.00	26.00	18.00	22.00	138.00
9			Land Development (Agri Imp)	14.00	11.20	11.60	10.00	8.20	55.00
10			Horticulture	86.06	94.32	207.64	183.24	89.41	660.67
11			Agriculture	11.65	14.63	2.39	2.13	2.35	33.15
12			Animal Husbandry	11.60	13.10	18.70	19.20	12.80	75.40
13			Market Link	5.00	10.00	50.00	10.00	3.00	78.00
14			Social Security	6.50	3.64	0.00	1.00	2.50	13.64
15			Promotion of SHG	9.90	5.50	10.50	5.75	6.75	38.40
16			Total	193.71	175.39	326.83	249.32	147.01	1092.26
17		Conservation of Culture		149.00	103.00	73.00	54.00	38.00	417.00
18		Capacity Building		6.48	4.20	7.96	2.21	7.99	28.84
19		Project Management /NGO/ Institutional Mechanism & Monitoring / IEC / Publication		25.37	23.40	23.65	23.65	28.65	124.72
		Grand Total		1543.61	1054.10	1001.82	1083.12	1010.48	5693.12

PART - VI

Abstract of CCD Plan for Dangria Kandha Developent Agency, Parsali, Rayagada for Five Year (Based on Priorities indicated in Part-V)

(Rs. in lakh)								
Sl. No.	Name of PVTG	Major Sectors	2016-17	2017-18	2018-19	2019-20	2020-21	Total
1	DANGARIA KANDHA	Social Sector	150.07	276.01	195.06	187.55	195.83	1004.51
2		Infrastructure	1018.98	472.10	375.32	566.39	593.00	3025.79
3		Sustainable livelihood Development	193.71	175.39	326.83	249.32	147.01	1092.26
4		Conservation of Culture	149.00	103.00	73.00	54.00	38.00	417.00
5		Capacity Building	6.48	4.20	7.96	2.21	7.99	28.84
6		Project Management /NGO/ Institutional Mechanism & Monitoring / IEC / Publication	25.37	23.40	23.65	23.65	28.65	124.72
		Total	1543.61	1054.10	1001.82	1083.12	1010.48	5693.12

PART - VII

(i) ABSTRACT OF PTG_WISE TOTAL FINANCIAL PLAN FOR THE 5TH YEAR PLAN (2015-2020)

(Based on the Annual Plan proposed above)

Sl.No	Name of PTG	Total Financial Target (Rs. in lakh)				
		2015-16	2016-17	2017-18	2018-19	2019-20
1	Dangaria Kandha	1543.61	1054.10	1001.82	1083.12	1010.48
TOTAL		1543.61	1054.10	1001.82	1083.12	1010.48

(ii) PERCENTAGE FLOW OF FUNDS TO EACH PTG :

Sl. No.	Name of each PTG	% of funds proposed during the entire plan
1	Dangaria Kandha	

Part - VI
Abstract of CCD Plan for Dangria Kandha, Parsali for the Five Year Plan (Based on Priorities indicated in Part-V)
(Based on Priorities indicated in Part-V)

(Rs. in lakh)

Sl. No.	Year	Govt Of India				Govt of Odisha										Externally Assisted Schemes		TOTAL
		CCD	MOTA,	Article 275 (1)	SCA to TSP	Horticulture	Agriculture	Tourism & Culture	Energy Deptt.	A & H	PR Deptt.	RD. Dept.	H & FW Deptt.	Sports & Yough Services	WR Deptt.	OPELIP	UNicef	
1	2016-17	367.73	57.04	0.00	0.00	44.69	1.50	20.00	6.00	2.00	72.86	940.00	6.00	2.00	10.10	12.00	1.69	1543.61
2	2017-18	323.77	77.74	15.00	0.00	54.26	2.26	0.00	50.00	2.00	36.50	365.00	67.40	2.00	40.20	12.00	5.97	1054.10
3	2018-19	317.13	78.52	0.00	0.00	162.47	2.39	10.00	5.30		44.58	345.00	6.00	2.00	15.00	12.25	1.18	1001.82
4	2019-20	344.96	79.37	15.00	5.00	127.61	2.13	0.00	6.75	2.00	34.60	440.00	5.46	2.00	5.00	12.25	0.99	1083.12
5	2020-21	232.26	80.30	0.00	0.00	64.67	2.35	0.00	2.50	2.00	52.94	537.79	8.40	2.00	7.00	17.25	1.01	1010.47
GRAND TOTAL		1585.85	372.97	30.00	5.00	453.70	10.63	30.00	70.55	8.00	241.48	2627.79	93.26	10.00	77.30	65.75	10.84	5693.12
		1993.82				3622.71										76.59		